



LIBRARIES

UNIVERSITY OF WISCONSIN-MADISON

Wisconsin [men's] basketball 2001-02 media guide. 2001

Madison, Wisconsin: UW Sports Information Office, 2001

<https://digital.library.wisc.edu/1711.dl/62X7CYZCX7PUD83>

<http://rightsstatements.org/vocab/InC/1.0/>

The libraries provide public access to a wide range of material, including online exhibits, digitized collections, archival finding aids, our catalog, online articles, and a growing range of materials in many media.

When possible, we provide rights information in catalog records, finding aids, and other metadata that accompanies collections or items. However, it is always the user's obligation to evaluate copyright and rights issues in light of their own use.

WISCONSIN

First-year
head coach
Bo Ryan

2001-02 BASKETBALL MEDIA GUIDE



2001-02 BASKETBALL MEDIA GUIDE

WISCONSIN ATHLETICS

Something to Celebrate

Nine postseason appearances in 13 years

**Top 20 finish in five of last seven
Sears Directors' Cup competitions**

Four NCAA tournaments in five seasons

10 Big Ten team titles in last two years

2000 Final Four

**Ranked 10th by The Sporting News
in evaluation of Division I-A
athletic departments**

**15 home sellouts in the last two
seasons in the 17,142-seat Kohl Center**




Table of Contents

2001-02 WISCONSIN MEN'S BASKETBALL MEDIA GUIDE

Table of Contents 1
 Badger Basketball Success 2-3
 The Kohl Center 4-5
 The University of Wisconsin 6-7
 Madison: The Mad City 8-9
 Gameday at Wisconsin 10-11
 UW Athletics 12
 UW Academics 13
 Wisconsin Alumni 14
 Big Ten Basketball 15
 The Schedule 16

Media Information

Coverage Guidelines 18-19
 Reference 20-21
 Sports Information 22
 UW Directory 23
 The Kohl Center 24
 Big Ten Tournament 25
 Badgers on TV 26
 Badgers on Radio 27
 Primary Media 28

Meet The Badgers

Season Outlook 30-31
 Preseason Notes 32
 2001-02 Rosters 33
 Radio/T.V. Roster 34
 Roster Analysis 35
 Travon Davis 36-37
 Charlie Wills 38-39
 Kirk Penney 40-41
 Dave Mader 42-43
 Freddie Owens 44-45
 Deandre Buchanan 46
 Clayton Hanson 46
 Devin Harris 47
 Andreas Helmigk 47
 Neil Plank 48
 Mike Wilkinson 48
 Career Game-by-Game Stats 49-52

Personnel

Head Coach Bo Ryan 54-57
 Assistant Coach Rob Jeter 58
 Assistant Coach Tony Bennett 59
 Assistant Coach Greg Gard 60
 Dir. of Bball. Oper. Saul Phillips 61
 Support Staff 62-64

UW Management Team 65
 Chancellor John Wiley 66
 Director of Athletics Pat Richter 67
 David McDonald 67
 Wisconsin Head Coaches 68

2001-02 Opponents

Big Island Invitational 70-71
 UNLV 72
 Georgia Tech 73
 UW-Green Bay 74
 Temple 75
 Ohio 76
 Xavier 77
 Furman 78
 Marquette 79
 UW-Milwaukee 80
 Tennessee 81
 Iowa 82-83
 Illinois 84-85
 Penn State 86-87
 Michigan State 88-89
 Minnesota 90-91
 Purdue 92-93
 Northwestern 94-95
 Michigan 96-97
 Ohio State 98-99
 Indiana 100-101
 Big Ten Schedule 102-103
 Sports Information Contacts 104

2000-01 Review

Season Review 106-110
 2000-01 Results 111
 2000-01 Statistics 112
 Game-by-Game Statistics 113-114
 Team Highs & Lows 115
 Individual Highs 116
 Season Boxscores 117-126
 Big Ten Statistics 127-128

UW Records

Team Records 130-133
 Winning Streaks/Best Starts 134
 Opponent Records 135
 Individual Records 136-143
 1,000-Point Scorers 144-147
 30-Point Performances 148
 Kohl Center Records 149
 Yearly Stats Leaders 150-152

History

103 Yrs. of Badger Hoops 154-158
 Honors and Awards 159-161
 All-Americans 162-163
 Badgers in the NBA 164
 NCAA Tourney Records 165-167
 1941 NCAA Champions 168
 2000 Final Four 169
 NCAA Tourney Boxscores 170-175
 UW in the NIT 176
 UW in the Big Ten Tourney 177-178
 UW & the A.P. Poll 179-181
 Overtime Games 182
 Comeback Wins 183
 The Last Time 184
 All-Time Results 185-197
 All-Time Series Scores 198-204
 Wisconsin vs. the Conferences 205
 Year-by-Year Records 206-207
 Year-by-Year Statistics 208-209
 Season Stats Since 1984-85 210-211
 Past UW Coaches 212-213
 Letterwinners 214-217
 All-Time Lineups 218-219
 2002 NCAA Midwest Regional 220

CREDITS


The 2001-02 Wisconsin Basketball Media Guide is a publication of the UW Sports Information office. The guide was written, edited and designed by SID Justin Doherty and assistant Brian Lucas. Additional editorial and research assistance from Asst. AD Steve Malchow, Assistant SID Julie Kluge, intern Brian Borkovec and student assistants Laura Behnke, Kelly Brown, Jessica Burda, Michael Burger and Allison Wachs.

Cover designs by Brian Lucas.

Front cover photo by Greg Anderson. Back and inside front cover photos by David Stluka. Inside back cover photo by Jeff Miller. Photos inside by Stluka, Anderson, Miller, Del Brown, Ron Jahnke, Brian Lucas and the Dallas Mavericks.


Printing and production by Litho Productions of Madison, Wis.

Badger Basketball ...



Danny Jones led the Badgers to the NIT in 1989, beginning a stretch of nine postseason appearances in 13 years for the Badgers.

In recent years, Wisconsin basketball has been synonymous with success. The 1990's was one of the most successful decades of Badger basketball, with coaches Steve Yoder, Stu Jackson and Dick Bennett all leading the UW to postseason appearances. Included in that run were five NCAA tournament bids, four of those coming in the last five years. In 2000, Wisconsin defied the odds and made a magical run to Indianapolis and the school's first Final Four appearance since 1941.



Andy Kowske and the 1999-2000 Badgers tied a school record with 22 wins and earned a trip to the Final Four.




Stu Jackson's 1993-94 team, led by Tracy Webster, advanced to the NCAA Tournament, the first appearance for UW since 1947.


POSTSEASON HISTORY(SINCE 1989)

- 1989 NIT (2nd round)
- 1991 NIT (2nd round)
- 1993 NIT (1st round)
- 1994 NCAA Tournament (2nd round)
- 1996 NIT (2nd round)
- 1997 NCAA Tournament (1st round)
- 1999 NCAA Tournament (1st round)
- 2000 NCAA Tournament (Final Four)
- 2001 NCAA Tournament (1st round)


A History of Success




Michael Finley, the UW's career scoring leader, led the Badgers to the NIT in 1993 and the NCAA tournament in 1994.



The 1998-99 Badgers, led by Sean Mason's 16.8 ppg, began the season with a 19-3 record and earned a No. 5 seed in the NCAA tournament.



Mark Vershaw (50) and Mike Kelley, along with Travon Davis, Duany Duany, Andy Kowske, Maurice Linton and Charlie Wills, are the only players in UW history to appear in three NCAA tournaments.



Kirk Penney is one of just 35 players to ever play in the Final Four and the Olympics in the same year.

The Kohl Center ...

The home for Wisconsin basketball is the Kohl Center, the third-largest (17,142) arena in the Big Ten Conference.

The facility is named after U.S. Sen. Herb Kohl, a 1956 Wisconsin-Madison graduate who donated \$25 million toward the arena's construction. Kohl's gift is the single largest private donation in UW history.

Former all-Big Ten basketball player Albert "Ab" Nicholas and his wife, Nancy Johnson Nicholas, pledged \$10 million toward the project. For their generosity, the facility's practice gymnasium is called the Nicholas-Johnson Pavilion.

The Kohl Center, which cost \$76.4 million, also is home to UW women's basketball, ice hockey and numerous concerts, shows and sporting events.

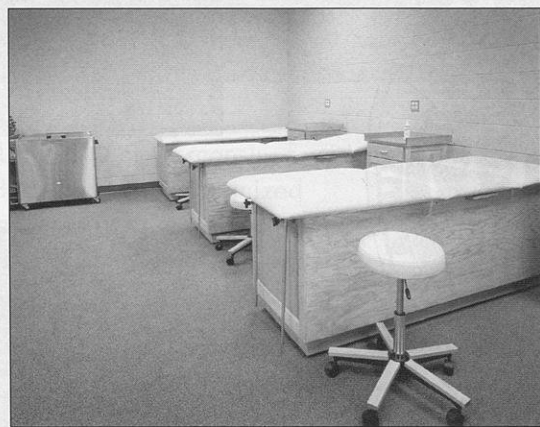

Among the well-known dignitaries and performers who have already appeared at the Kohl Center are Elton John, 'N Sync, Tom Petty and the Heartbreakers, Shania Twain, the Moody Blues, John Mellencamp, Yanni, Cher, the Dave Matthews Band and the Dalai Lama.

Kohl Center amenities include:



- Spacious, 2,200-square foot locker rooms
- 36 private suites
- Nicholas Suite with a 200-person capacity for hosting social gatherings
- a full-service retail store
- support staff facilities for equipment, strength and conditioning and athletic training
- UW Athletics Ticket Office
- offices for men's and women's basketball and men's hockey staffs
- spacious media room
- a 30,000 square foot loading dock



Home of the Badgers



The Badgers set an attendance record last year, averaging 16,811 fans in their 14 home games. That mark was seventh-best in the country.




The University

The beautiful Wisconsin campus offers a diverse range of settings to fit any student's needs. Whether you're looking for breathtaking scenery or the convenience and fast-paced lifestyle that comes in an urban setting, Madison has it all.

The city of Madison's lakes, rolling hills, architecture, parks and arboretum have enhanced the school's reputation as one of the nation's prettiest campuses. A favorite gathering spot for students is the popular Memorial Union and its lakeside terrace, which often features food, beverages, music and a relaxing atmosphere.

Located in southern Wisconsin, Madison is home to the University and the state capital. With a population of nearly 200,000, Madison offers "big-city" excitement with "small-town" charm. An action-oriented community rich in arts and entertainment, Madison consistently appears on lists of the best places to live in the United States.


The UW's more than 40,000 students come from every county in the state and every state in the union as well as 122 foreign countries. UW-Madison boasts one of the most diverse campuses in the U.S.



U.S. NEWS PUTS UW-MADISON IN TOP 10

U.S. News rated the UW-Madison among the top 10 public universities in the United States in its 2001 ranking. Below are the top 10.

1. UC-Berkeley
Virginia
3. UCLA
Michigan
North Carolina
6. William and Mary
7. UC-San Diego
- 8. Wisconsin**
Georgia Tech
10. UC-Davis
UC-Irvine
Illinois

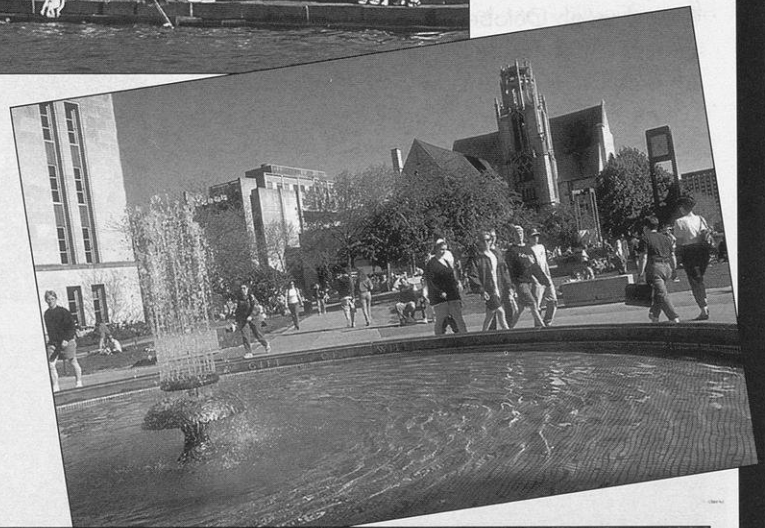


of Wisconsin



The newly refurbished Red Gym sits on the shore of Lake Mendota.

The University of Wisconsin, founded in 1848, has been recognized throughout its history as one of the nation's leading institutions of higher learning. The UW is one of just 62 members of the Association of American Universities, the most prestigious organization of higher education in the United States.




Madison ...

The 390,000 residents of Dane County, 80 miles west of Milwaukee, have a vibrant economy with plentiful jobs, superb health care and a range of cultural activities usually associated with bigger cities.



Mad City, as locals call it, is also Fun City, especially if you like boats and bikes. The Mendota and Monona lakes are separated by a half-mile wide isthmus that serves as downtown Madison. Add in three other large lakes, and Dane County can satisfy any type of boating preference.

Cyclers have more than 150 miles of trails and routes to pedal. Cross country skiers glide through more than 100 miles of trails. Saturdays in the fall are reserved for rooting on UW's revered Badger football team. Another popular May through October ritual is the farmer's market. Around the corner you can catch an earful at the Madison Civic Center where the Chamber Orchestra and Madison Symphony perform, and Pulitzer prize-winning plays are staged.

— **Money (July 1996) magazine survey of the "Best Places to Live."**




Gameday at Wisconsin ...





Senior Day is a special event at Wisconsin. Maurice Linton (above) joined his mother and brother during a pre-game introduction of the senior Badger players and managers last season prior to the final home contest of the 2000-01 season.



The Wisconsin Band is recognized as one of the best in the country and has played at the Final Four and the Rose Bowl.



It's FANtastic!



UW Athletics






WISCONSIN IS AMONG THE ELITE

A comprehensive study of all Div. I-A (football and men's basketball) schools conducted by *The Sporting News* shows that Wisconsin has the nation's 10th-best total sports program.

The Sporting News rated schools in four areas: (1.) Did we win; (2.) Did we graduate; (3.) Did we rock (school support by both fans and the administrators); and (4.) did we play fair.

Here are the top 20 programs in the nation according to the magazine's 2000 study.

1. Stanford
2. Michigan State
3. North Carolina
4. Notre Dame
5. Purdue
6. Washington
7. Iowa State
8. Duke
9. North Carolina St.
- 10. Wisconsin**
11. Oregon
12. Penn State
13. Florida
14. Virginia
15. Michigan
16. Syracuse
17. Auburn
18. Illinois
19. Texas
20. Indiana



UW Academics

The University of Wisconsin continues to prove that academics and athletics can combine to thrive on the college level. The Badger basketball team, in fact, compiled a 3.05 team grade-point average during the Spring semester in 1998. From 1986-2000, Wisconsin had more academic all-Big Ten selections than any other school in the conference.

The primary objective of the academic and student affairs office is to ensure the academic success of all UW student-athletes. Counseling and advising services, plus a number of academic help programs, are offered to all UW student-athletes.

The academic and student affairs staff assists more than 700 student-athletes in registration and course selection, monitoring progress toward degrees and career guidance.

Staff members work with student-athletes who desire extra academic help. The department utilizes the services of more than 100 tutors to provide one-on-one assistance or group study help.

The department arranges for exam proctoring, offers advice on resume preparation and coordinates the grant-in-aid program. Support groups are offered to students who become medically or academically ineligible for competition.

ENDOWED SCHOLARSHIPS

The following is a list of named scholarships that have been established to benefit the University of Wisconsin men's basketball program. These endowments, providing both full and partial scholarships, have been created by UW alumni, Badger fans and former student-athletes.

Men's Basketball Alumni Scholarship
Dick and Marlene Cable Scholarship
Rex Capwell Scholarship
Richard W. and Ellen H. Meister Scholarship
Albert O. Nicholas Scholarship
Verick/Gasparado Family Scholarship
Charles H. Vogts Scholarship
John McMynn Williams Scholarship
John E. and Glenn M. Wise Scholarship



The \$1.6 million Fetzer Academic Center is a state-of-the-art facility designed to help achieve academic success for Wisconsin's student-athletes.

Wisconsin Alumni

University of Wisconsin-Madison alumni can be found in every facet of life, including arts, business, government, communications, science and sports. Here is a sampling.

ARTS

Jerry Bock, co-composer of "Fiddler on the Roof;" Joan Cusack, actress in "Working Girl;" Steve Miller, rock singer; Thomas Miller, writer of "Happy Days" and "Laverne and Shirley;" Daniel Travanti, actor on "Hill Street Blues;" Butch Vig, music producer for Nirvana & Garbage

GOVERNMENT

Gov. Tommy Thompson (Wis.); Sen. Herb Kohl (Wis.); Sen. Charles Robb (Va.); Sen. Russ Feingold (Wis.)

JOURNALISM / MEDIA

Stephen Ambrose, author, biographer and historian; Rita Braver, reporter, CBS News; Jeff Greenfield, news analyst on CNN; Steven Bornstein, President of ESPN & ABC Sports; Kay Koplovitz, President of USA Network; Rudy Martzke, columnist for *USA Today*; Greta Van Sustern, CNN legal analyst

SCIENCE

Raymond Damadian, inventor of the Magnetic Resonance Imager (MRI); Jim Lovell, astronaut on Apollo 13 mission; Brewster Shaw, Space Shuttle Columbia

SPORTS

Chris Chelios, Red Wings; Suzy Favor-Hamilton, Olympic runner; D. Wayne Lukas, horse trainer; Buddy Melges, America's Cup skipper; Paul Quantrill, Blue Jays; Reggie Torian, world-class hurdler; Bud Selig, baseball commissioner; former Heisman Trophy winner Ron Dayne, now with the N.Y. Giants




Michael Finley, a Badger from 1992-95, is a two-time NBA All-Star and has recorded four consecutive seasons scoring more than 20 points a game. He has led the NBA in minutes played twice in the last four seasons.

Big Ten Basketball

BIG TEN[™]

CONFERENCE



AMERICA'S PREMIER CONFERENCE

- The Big Ten Conference has accumulated the most Final Four appearances (38) and the second-most national titles (10) in college basketball history. The only other conference to reach double-figures in national championships is the Pac-10 with 15 titles while the ACC ranks second to the Big Ten with 34 national semifinal appearances. Since 1990, eight Big Ten teams have advanced to the Final Four led by Michigan State with three appearances. Michigan and Ohio State have each appeared in the national semifinals twice in that time period while Wisconsin reached the Final Four in 2000.


- In the history of the NCAA Tournament, only five times have there been seven schools selected from one Conference in one year and four times those seven have been from the Big Ten (1990, 1994, 1999 and 2001). The only other time was in 1991 when the Big East earned seven spots.

- During the 2000-01 campaign, Big Ten men's basketball led the nation in total attendance for the 25th straight season, establishing a new national attendance record with 2,342,022 total fans through the turnstiles. The Conference also led the country with an average of 13,383 fans per contest. The NCAA total includes both regular-season and Big Ten Tournament attendance.

- The Big Ten set a new total attendance mark of 2,232,253 in 170 regular-season games, shattering its own previous record of 2,225,913 set during the 1999-2000 campaign (168 contests). The Conference has broken the two million mark in total attendance in each of the last nine seasons. Only two other conferences were able to draw two million fans last season and both have more teams than the Big Ten (SEC, Big East).

2000-01 BIG TEN ALL-SPORTS RANKINGS

| | |
|--------------------|------|
| 1. Wisconsin | 7.50 |
| 2. Michigan | 7.48 |
| 3. Ohio State | 7.40 |
| 4. Minnesota | 6.98 |
| 5. Penn State | 6.54 |
| 6. Purdue | 6.48 |
| 7. Indiana | 5.83 |
| 8. Northwestern | 5.76 |
| 9. Illinois | 5.74 |
| 10. Iowa | 5.21 |
| 11. Michigan State | 5.14 |



Indianapolis will serve as the host city for the 2002 Big Ten Men's Basketball Tournament.

The Schedule

Over the past five seasons, few teams have played as difficult a schedule as Wisconsin. In addition to the always-grueling Big Ten slate, the Badgers have faced a number of highly successful non-conference foes.

Among the teams the UW has faced in regular season action are:

- Butler
- Fresno State
- Illinois State
- Marquette
- Memphis
- Maryland
- Nebraska
- New Mexico State
- Oklahoma
- Providence
- Rhode Island
- South Florida
- Syracuse
- Temple
- Tennessee
- Texas
- UCLA
- Villanova
- Virginia
- Wake Forest
- Xavier

After having the toughest schedule in the country (according to the Sagarin Ratings) in 1999-2000, the Badgers lined up against the third-toughest slate in 2000-01. This year, Wisconsin travels to UNLV, Georgia Tech and Xavier and hosts Marquette, Temple and Tennessee (among others).

In addition, this year the UW will take part in the City Bank/Aloha Airlines Big Island Basketball Invitational in Hilo, Hawaii. Wisconsin also played in that tournament in 1997. In '95, the Badgers participated in the Maui Invitational and have also been involved in the Top of the World Classic in Fairbanks, Alaska, and the NABC Classic in recent years.



Charlie Wills and the Badgers face a possible rematch of the 2000 NCAA Regional game with LSU this year at the City Bank/Aloha Airlines Big Island Basketball Invitational.

MEDIA INFORMATION



Coverage Guidelines

GAME CREDENTIALS

Requests for credentials may be placed with Brian Lucas of the UW Sports Information Office in writing, at least one week in advance. Requests should be made on company letterhead. Upon receipt of applications, appropriate credentials are either mailed, or made available at the Sports Information Office or with the parking attendant (white vehicle) at the entrance to Lot 91 off of Bedford Street, just east of the Kohl Center.

Credentials will be issued according to the following priority guidelines: 1) National publications and newspapers filing for the following day's publication. 2) Newspapers designated by the visiting sports information director. 3) Television and radio stations originating a live broadcast. 4) Television and radio stations covering for nightly news. 5) All other requests will be evaluated on a space-available basis, with preferences given to those who regularly cover Wisconsin basketball.

Spouses, dates, children and other non-workers are not allowed in any of the media areas.

SCOUTING TICKETS

As per Big Ten policy, professional basketball scouts must purchase tickets through the UW Ticket Office (1-800-GO-BADGERS or 608-262-1440).

PARKING

A limited number of media parking passes are available. They will be issued on a priority basis similar to the guidelines for the issuance of credentials. Media parking at the Kohl Center is on the East side of the building along Frances Street as well as in Lot 91. The media entrance is on the northeast corner of the Kohl Center.

VISITING RADIO

Each visiting radio station admitted for broadcast should contact the UW Sports Information Office at least one week prior to the game they wish to cover. If credentials are not mailed, they may be picked up at the Sports Information Office. Visiting radio talent works from a courtside location at the Kohl Center.

PHOTOGRAPHERS

The University of Wisconsin follows NCAA and Big Ten guidelines regarding event photography. Floor photo passes are limited to daily newspaper, wire service and television photographers. Photographers must display their credentials prominently at all times and must work from either the southeast or northwest corners of the baseline. Photographers are not permitted along the length of the floor.

PRACTICE COVERAGE

Wisconsin basketball practices for the fall semester will run from approximately 4:30-7:30 p.m. Practice will be open to the media after 6:15 p.m. Members of the media are asked to watch Kohl Center practices from the auxiliary media area in the second level of the building and practices in the Nicholas-Johnson Pavilion from the designated seating on the south side of the facility. Still and video photographers shooting practice are asked to remain off the court


and away from the vicinity of workouts. Gameday practice sessions are closed.

PLAYER INTERVIEWS

Badger players are normally available for interviews after practices once before each game during the season.

All interviews should be arranged through the Sports Information Office. Please contact Brian Lucas at the SID Office (608-262-1811) or prior to the end of practice to secure interviews. No interviews will be granted the day of a game, with the exception of postgame interviews.

Players' telephone numbers will not be made available to the media, and players have been instructed not to conduct interviews when contacted by phone without prior approval from a member of the Sports Information Office. For out-of-town reporters, requests for collect-call telephone



Coverage Guidelines (cont.)

interviews may be made with Brian Lucas of the Sports Information Office.

COACH RYAN INTERVIEWS

Head coach Bo Ryan will normally be available for interviews for approximately 15-20 minutes after practice.

Additionally, Ryan holds a weekly media conference throughout the season. These sessions are generally at 1 p.m. in the "W" Club Room in Camp Randall Stadium or the media room at the Kohl Center. Audio cuts from the conferences are available after 4 p.m. on Mondays on the UW website, WWW.UWBADGERS.COM

Contact Brian Lucas in the Sports Information Office to arrange an interview with Bo Ryan.

BIG TEN TELECONFERENCE

The Big Ten will hold a weekly teleconference with the league's head coaches beginning in January. Specific times were not available at the time this publication was printed. Contact Brian Lucas or the Big Ten Conference (847-696-1010) for details.

PRESS ROW SERVICES

The primary working area (approximately 50 seats) for the media at the Kohl Center is located at court level on the east side of the floor. There also is an auxiliary media area on the second level (Section 208) of the Kohl Center that can accommodate an additional 32 seats. Television and radio broadcasters all work from the court level location.

Media are provided with several statistics monitors along the court level area. Halftime boxes and play-by-play are delivered to both working media locations by the Sports Information staff.

MEDIA WORKROOM

The Kohl Center is equipped with a large media workroom that contains the following:

- postgame interview area
- numerous working locations from which media can file stories
- platform for video cameras
- copy machine
- pre-game dining area
- kitchenette area where a pregame meal is served
- men's and women's restrooms.

Pregame notes, statistics and game programs are also available in the workroom.

Media may store personal belongings in the workroom from the time they arrive at the Kohl Center until after the game.


The workroom is located at the northeast corner of the arena with easy access to and from the court level press row. To access the workroom from outside the arena, just enter through the media gate and proceed down the stairs on your right.

TELEPHONES

All requests for installation of phone lines should be made to Rex Owens at the Kohl Center (608-265-4705). Cost per line per event is \$100 (\$140 for an unrestricted analog line or an ISDN line). Seating locations are determined by the UW Sports Information Office. Several courtesy phones in the media room will be made available by the UW Sports Information Office.

POSTGAME PROCEDURES

Head coaches and selected players will be made available in the media workroom's interview area following each home game. Generally, the visiting coach and/or players will be available first, followed by Badger coach



Bo Ryan and Wisconsin players.

Contact Brian Lucas of the Sports Information Office for postgame procedures on the road (vary from school to school). The Wisconsin locker room is closed to the media at home and on the road.

IMPORTANT LOCATIONS

Sports Information Office —

Located on the second floor of Camp Randall Stadium across from the McClain Indoor Practice Facility.

Media Workroom —

Located at court level in the Kohl Center (northeast corner of the arena).

Media Parking —

Located along Frances Street or in Lot 91 (east of the Kohl Center).

Wisconsin Locker Room —

Located at court level in the Kohl Center (northwest corner of the arena).

Visitors Locker Room —

Located at court level in the Kohl Center (southwest corner of the arena).

Nicholas-Johnson Pavilion (practice facility) — Attached to the west side of the Kohl Center.

Reference

.....

SPORTS INFORMATION OFFICE

Phone: 608-262-1811
FAX: 608-262-8184
Address: 1440 Monroe Street, Madison, WI 53711
Kohl Center Press Row: 608-265-4333

Assistant A.D./Communications: Steve Malchow
Sports Information Director: Justin Doherty
Doherty Home: 608-663-4780
Basketball Contact: Brian Lucas
Lucas Home: 608-345-1283
Lucas E-mail: bml@athletics.wisc.edu
Dir. of Website Services: Tam Flarup
Associate SID: Diane Nordstrom
Assistant SID: Julie Kluge
Sports Information Assistant: Paul Capobianco
Interns: Brian Borkevec and Dan Uttech
Secretary: Barb Wyatt
Students: Laura Behnke, Jennifer Beorkem, Kelly Brown, Jessica Burda, Michael Burger, Rob Jansen, Jennifer Jones, Lisa Otradovec, Allison Wachs

QUICK FACTS

Location: Madison, WI 53711
Enrollment: 40,610
Colors: Cardinal and White
Nickname: Badgers
Conference: Big Ten
Home Arena: Kohl Center (17,142)
1st Game in Kohl Center: 1/17/98 vs. Northwestern
All-time Kohl Center Record: 24-10 (.706)
First Year of Basketball: 1898-99
All-time Record: 1,154-1,024 (.530)
Chancellor: John Wiley
Director of Athletics: Pat Richter
Phone: 608-262-1866
Head Coach: Bo Ryan (1st year at Wisconsin)
Overall College Record: 383-103 (.788)
Overall Division I Record: 30-27 (.526)
Record at Wisconsin: 1st year
1999-2000 Record: 18-11 overall, 9-7 Big Ten (5th)
Letterwinners Returning: 5
Letterwinners Lost: 9
Starters Returning: 1
Starters Lost: 4

BASKETBALL OFFICE

Main Office Phone: 608-262-4597
FAX: 608-262-4872
Head Coach: Bo Ryan

Asst. Coaches: Rob Jeter, Tony Bennett and Greg Gard
Director of Basketball Operations: Saul Phillips
Program Assistants: Peg Cullen, Karen Gutzman and Laura Strang

FAX ON DEMAND

The Big Ten Conference and league schools offer 24-hour access to the latest news releases, statistics, notes and box scores via a fax-on-demand service. If media members do not want to access this service, there will be a \$10 charge to fax box scores. This service is for media use only. Information may be accessed by following these instructions:

- 1) Using the handset of your FAX machine, media members phone 770-558-6000 and enter a PIN number when prompted (media only may obtain a PIN number by calling 770-399-0096).
- 2) Input Big Ten access code 282
- 3) Choose from one of the following directories to receive Wisconsin basketball information:
 - Entire release (3220)
 - Statistics/Results (3221)
 - Roster/Schedule (3222)
 - Latest Game Report (3223)

OPPONENT SPORTS INFORMATION CONTACTS

| School | Basketball SID | Office |
|----------------|-----------------|--------------|
| Furman | Hunter Reid | 864-294-2061 |
| Georgia Tech | Mike Stamus | 404-894-5445 |
| Hawaii-Hilo | Kelly Leong | 808-974-7606 |
| Illinois | Kent Brown | 217-333-1391 |
| Indiana | Jeff Fanter | 812-855-9399 |
| Iowa | Steve Roe | 319-335-9411 |
| Marquette | John Farina | 414-288-7447 |
| Michigan | Tom Wywrot | 734-647-1268 |
| Michigan State | Matt Larson | 517-355-2271 |
| Minnesota | Kyle Coughlin | 612-625-4090 |
| Northwestern | Mike Mahoney | 847-491-7503 |
| Ohio | Jim Stephan | 740-593-1298 |
| Ohio State | Dan Wallenberg | 614-292-4095 |
| Penn State | Pat Donghia | 814-865-1757 |
| Purdue | Elliot Bloom | 765-494-3196 |
| Temple | Chet Zukowski | 215-204-6912 |
| Tennessee | Craig Pinkerton | 865-974-1212 |
| UNLV | Andy Grossman | 702-895-3995 |
| UW-Green Bay | Brian Nicol | 920-465-2498 |
| UW-Milwaukee | Kevin O'Connor | 414-229-5674 |
| Xavier | Tom Eiser | 513-745-3124 |

Reference (cont.)

TEAM TRAVEL HEADQUARTERS

Following is a list of hotels at which the Badgers will be staying on the road this season.

UNLV (Nov. 16-17, two nights)

Vegas Crowne Plaza (Las Vegas, Nev.)
Phone: (702) 369-4400 FAX: (702) 369-3770

Big Island Invitational (Nov. 18-25, seven nights)

Hilton Waikoloa (Kamuela, Hawaii) - Nov. 18-21
Phone: (808) 885-1234 FAX: (808) 941-5905
Hawaii Naniloa (Hilo, Hawaii) - Nov. 22-25
Phone: (808) 969-3333 FAX: (808) 969-6622

Georgia Tech (Nov. 27, one night)

Wyndham Midtown Atlanta (Atlanta, Ga.)
Phone: (404) 870-1544 FAX: (404) 727-7377

Ohio (Dec. 7, one night)

Ohio University Inn (Athens, Ohio)
Phone: (740) 593-6661 FAX: (740) 594-7708

Xavier (Dec. 8-9, two nights)

Cincinnati Hyatt (Cincinnati, Ohio)
Phone: (513) 579-1234 FAX: (513) 579-0107

Iowa (Jan. 1, one night)

Iowa City Sheraton (Iowa City, Iowa)
Phone: (319) 337-4085 FAX: (319) 337-9045

Penn State (Jan. 8, one night)

Courtyard by Marriott (State College, Pa.)
Phone: (814) 238-1881 FAX: (814) 238-3108

Michigan State (Jan. 11, one night)

Lansing Radisson (Lansing, Mich.)
Phone: (517) 482-0188 FAX: (517) 487-6646

Illinois (Jan. 23, one night)

Hawthorn Suites (Champaign, Ill.)
Phone: (217) 398-3400 FAX: (217) 398-6147

Northwestern (Jan. 29, one night)

Omni Orrington (Evanston, Ill.)
Phone: (847) 866-8700 FAX: (847) 847-8724

Michigan (Feb. 1 one night)

Ann Arbor Sheraton (Ann Arbor, Mich.)
Phone: (734) 996-0600 FAX: (734) 996-8136

Indiana (Feb. 12, one night)

Courtyard Bloomington Inn (Bloomington, Ind.)
Phone: (812) 335-8000 Fax: (812) 336-9997

Minnesota (Feb. 15, one night)

Crowne Plaza Northstar (Minneapolis, Minn.)
Phone: (612) 338-2288 Fax: (612) 262-4872

(The Badgers will travel by bus on the day of the game to their contest vs. UW-Milwaukee on Dec. 27)

WISCONSIN ON THE INTERNET

Wisconsin basketball information, as well as breaking news, statistics, photos, etc., on all other UW athletic teams, is available on the Department of Athletics' web site which is updated daily. The address is:

WWW.UWBADGERS.COM

MADISON TRAVEL INFORMATION

Hotels & Motels

The following hotels and motels are located within 10-15 minutes of the Wisconsin campus (area code is 608):

| | |
|---|----------|
| Best Western-Inn on the Park, 22 S. Carroll St. | 257-8811 |
| Best Western-Inn Towner, 2424 University Ave. | 233-8778 |
| Best Western-Midway, 3710 E. Washington Ave. | 244-2424 |
| Best Western-West Towne Suites, 650 Grand Canyon Dr. | 833-4200 |
| Comfort Suites, 1253 John Q. Hammons Dr. | 836-3033 |
| Concourse Hotel, One W. Dayton St. | 257-6000 |
| Edgewater, 666 Wisconsin Ave. | 256-9071 |
| Fairfield Inn, 8212 Greenway Blvd. | 831-1400 |
| Hampton Inn East, 4820 Hayes Rd. | 244-9400 |
| Hampton Inn West, 516 Grand Canyon Dr. | 833-3511 |
| Holiday Inn Madison East, 3841 E. Washington Ave. | 244-2481 |
| Holiday Inn Southeast, 3521 Evan Acres Rd. | 222-9121 |
| Howard Johnson's, 525 W. Johnson St. | 251-5511 |
| Madison Inn, 601 Langdon St. | 257-4391 |
| Marriott, 1313 John Q. Hammons Dr. | 831-2000 |
| Quality Inn South, 4916 E. Broadway Ave. | 222-5501 |
| Radisson Inn, 517 Grand Canyon Dr. | 833-0100 |
| Residence Inn, 501 D'Onofrio Dr. | 833-8333 |
| Sheraton Inn, 706 John Nolen Dr. | 251-2300 |

Airline Service

Madison is served by the Dane County Regional Airport, a 15-minute drive from the UW-Madison campus.

| | |
|-----------------------|--------------|
| American Eagle | 800-433-7300 |
| ComAir (Delta) | 800-354-9822 |
| Midwest Express | 800-452-2022 |
| Northwest | 800-225-2525 |
| TWA Express | 608-221-2000 |
| USAir | 800-245-1640 |
| United | 800-241-6522 |

Airport Auto Rental

| | |
|----------------|--------------|
| Avis | 800-831-2847 |
| Budget | 800-527-0700 |
| Dollar | 800-800-4000 |
| Hertz | 800-654-3131 |
| National | 800-227-7368 |

Taxi Service

| | |
|--------------------|----------|
| Badger Cab | 256-5566 |
| Madison Taxi | 255-8294 |
| Union Cab | 242-2000 |

Sports Information Office



Steve Malchow
Assistant AD



Justin Doherty
Director



Tam Flarup
Website Director



Diane Nordstrom
Associate Dir.



Julie Kluge
Assistant Dir.



Brian Lucas
Assistant



Paul Capobianco
Assistant

Steve Malchow
Assistant AD/Comm.

Steve Malchow is in his first season as Associate Athletic Director for Communications at Wisconsin after 11 years as the Badgers' Director of Men's Sports Information.

In his present role, Malchow coordinates the department's overall communication and public relations activities. He oversees sports information, media relations, internet and web site communications and print publication services for the 23-sport intercollegiate athletic department and its administrators, coaches and student-athletes.

A graduate of the University of Iowa (B.B.A., 1990), Malchow and his wife, Barb, reside in Madison.

Tam Flarup
Dir. of Web Site Services

In a new role as Web Site Services Director, Tam Flarup celebrates her silver anniversary with the UW Athletic Department. The longtime director of women's sports information for 24 years, Flarup's primary duties are now to manage the content and design of Wisconsin's official web site, UWBADGERS.COM. She is also responsible for media support for UW women's basketball and men's and women's golf programs.

Flarup has been a member of the NCAA Communications Committee working every

NCAA Women's Basketball Final Four since 1995. An Iowa native, Flarup is a 1975 graduate of Iowa State University with a double major in journalism and physical education.

Justin Doherty
Director

Justin Doherty is in his first year as sports information director at Wisconsin after spending the previous seven years as associate SID in the UW men's sports information office.

Doherty oversees sports information duties for Wisconsin's 23 varsity sports. In his previous role at the UW, Doherty handled media relations for the Badger men's basketball team, including the program's trip to the 2000 NCAA Final Four. He also assisted with publicity for the football team.

Doherty is on schedule to complete work on his master's degree in journalism from the UW in the spring of 2002. He earned a bachelor's degree in journalism from Michigan State in 1988.

Diane Nordstrom
Associate Director

Diane Nordstrom enters her 12th year as an associate sports information director at Wisconsin. She is the primary media contact for volleyball and the men's and women's track and cross country teams. She is also the department's publications coordinator.

Nordstrom has served as the host SID for the 1993 and 1998 NCAA Division I Women's Volleyball Championships and several Big Ten Conference Championships.

Julie Kluge
Assistant Director

Julie Kluge begins her 12th year as a full-time member of the UW Sports Information Office. She has worked for the Department of Athletics since 1984.

Kluge directs publicity for the Badger men's hockey and women's tennis teams as well as assisting with the UW football team. The 1988 UW-Madison graduate has B.S. degrees in zoology and secondary education.

Kluge is editor of both the men's hockey media guide and game programs. A native of Benton, Wis., she is a member of CoSIDA, serving as chairperson of the Awards Publicity Committee.

Brian Lucas
Assistant

Brian Lucas is in his third year in the Wisconsin Sports Information Office, his first as the primary men's basketball contact. He also assists in the media relations for football and serves as the editor of both the football and men's basketball game programs.

In his first two years at UW, Lucas was responsible for several varsity sports, including men's soccer and track. He

was also the secondary basketball contact during the Badgers' run to the NCAA Final Four in 2000, and assisted with football last year.

Prior to coming to Wisconsin, Lucas worked one year as an intern in the Marquette Sports Information Office.

Lucas, 25, is a 1998 graduate of Notre Dame. He worked for three years in the Irish Sports Information Office. He is a native of Oceanside, N.Y.

Paul Capobianco
Assistant

Paul Capobianco is in his third year as a member of the Wisconsin Sports Information staff. Serving as the main contact for women's ice hockey and the men's and women's open and lightweight crew programs, he also helps the WCHA women's league with its sports information duties.

A four-year letterwinner and member of Notre Dame's 1994 national championship fencing team, Capobianco graduated ND in 1996 with a B.S. in biology.

SID SUPPORT STAFF

Research Interns: Brian Borkovec and Dan Uttech

Secretary: Barb Wyatt

Student Assistants: Laura Behnke, Jenny Beorkram, Kelly Brown, Jessica Burda, Michael Burger, Rob Jansen, Lisa Otradovec, Jennifer Jones, Allison Wachs

Department Directory

Area code for all numbers is 608

General Athletic Department Information 262-1866

Head Coaches

| Name | Position | Office |
|-------------------|----------------------|----------|
| Albright, Jane | W. Basketball Coach | 263-5506 |
| Alvarez, Barry | Football Coach | 262-1861 |
| Banda, Kalekeni | M. Soccer Coach | 262-7749 |
| Bourget, Trina | W. Hockey Coach | 265-3128 |
| Browning, Mary | W. Crew Coach | 263-6422 |
| Clark, Chris | M. Crew Coach | 262-8521 |
| Davis, Barry | Wrestling Coach | 262-4399 |
| Duerst, Dean | W. Soccer Coach | 265-2974 |
| Gallagher, Karen | Softball Coach | 265-6152 |
| Hansen, Eric | M/W Swim. Coach | 265-3336 |
| Henderson, Patti | W. Tennis Coach | 263-6304 |
| Klingelhoets, Pat | M. Tennis Coach | 262-0997 |
| Nuttycombe, Ed | M. Track Coach | 262-4397 |
| Ryan, Bo | M. Basketball Coach | 262-4597 |
| Sauer, Jeff | M. Hockey Coach | 262-3932 |
| Schumacher, Jerry | M. Cross Ctry. Coach | 262-5729 |
| Tegen, Peter | W. Track Coach | 263-5109 |
| Tiziani, Dennis | M/W Golf Coach | 249-1000 |
| Waite, Pete | Volleyball Coach | 263-5670 |
| Watson, Maren | W. Lt. Crew Coach | 265-6642 |

Administration

| Name | Position | Office |
|------------------|-----------------------------|----------|
| Bakken, Jim | Dir. of Community Rel. | 262-0119 |
| Bald, Tim | Asst. AD/Compliance | 265-2973 |
| Beard, Doug | Asst. AD/Event Mgmt. | 265-4261 |
| Callow, Linda | Dir. of Business Services | 262-1881 |
| Dettmann, John | Strength & Cond. Coord. | 262-5613 |
| Fish, Al | Assoc. AD/Capital Proj. | 262-3157 |
| Fox, Barry | Director of Facilities | 262-3631 |
| Franchak, Rich | Badger Fund | 263-6688 |
| Gawlik, Terry | Asst. AD/Sports Adm. | 265-4987 |
| Helwig, Dennis | Head Athletic Trainer | 262-3798 |
| Hunt, Corbin | Asst. AD/Ticket Oper. | 265-4139 |
| Jentz, John | Asst. AD/Sports Adm. | 262-5118 |
| Kleven, Duane | Dir. of Special Events | 262-0553 |
| Malchow, Steve | Asst. AD/Comm. | 262-1811 |
| Marra, Cheryl | Assoc. AD/Sports Adm. | 263-3214 |
| Marvin, Kip | Personnel Director | 262-0120 |
| McDonald, David | Special Asst. to Chancellor | 263-0489 |
| Moss, Mike | Assoc. AD/Student Serv. | 262-0099 |
| Mulvaney, Will | Video Coordinator | 263-6451 |
| Neubauer, Marija | Badger Fund | 263-7692 |
| Pollard, Jamie | Assoc. AD/Finance | 262-5449 |
| Richter, Pat | Director of Athletics | 262-5068 |


| | | |
|------------------|-----------------------------|----------|
| Roberts, Jim | Dir. of Technical Services | 262-5100 |
| Schlatter, Terry | Ath. Equipment Supervisor | 265-5592 |
| Sweeney, Vince | Assoc. AD/External Rel. | 265-2822 |
| Taggart, Tim | Dir. of Food & Beverage | 265-6303 |
| Unitan, Mike | Dir. of Marketing | 262-1812 |
| Van Matre, Cindy | Dir. of Trademark Licensing | 262-0195 |
| Zussman, Alan | Asst. AD/Academics | 262-0748 |

Basketball Office

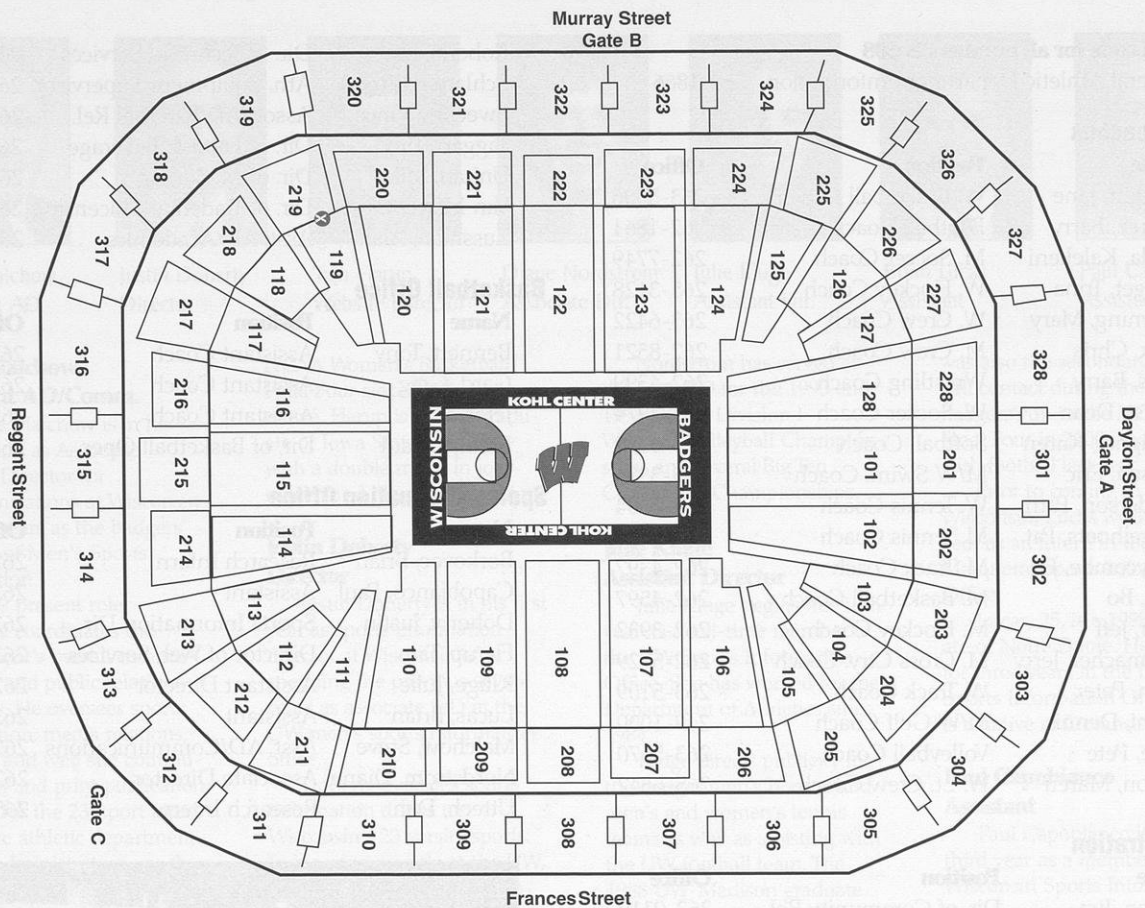
| Name | Position | Office |
|----------------|--------------------------|----------|
| Bennett, Tony | Assistant Coach | 262-5846 |
| Gard, Greg | Assistant Coach | 265-4260 |
| Jeter, Rob | Assistant Coach | 265-4129 |
| Phillips, Saul | Dir. of Basketball Oper. | 265-4136 |

Sports Information Office

| Name | Position | Office |
|------------------|--------------------------|----------|
| Borkovec, Brian | Research Intern | 262-2255 |
| Capobianco, Paul | Assistant | 263-1983 |
| Doherty, Justin | Sports Information Dir. | 262-1811 |
| Flarup, Tam | Director of Web Services | 263-5502 |
| Kluge, Julie | Assistant Director | 262-1811 |
| Lucas, Brian | Assistant | 263-5052 |
| Malchow, Steve | Asst. AD/Communications | 262-1811 |
| Nordstrom, Diane | Associate Director | 262-9024 |
| Uttech, Dan | Research Intern | 265-3545 |



The Kohl Center



DIRECTIONS TO THE KOHL CENTER

FROM THE DANE COUNTY AIRPORT

Exit airport via International Lane to Packers Avenue (Hwy. 113). Turn left on Packers Avenue, which changes to Pennsylvania Avenue, Johnson Street, Gorham Street and then University Avenue. Stay on University Avenue into the campus until you reach Frances Street. Turn left onto Frances Street and proceed two blocks to Dayton Street. The Kohl Center will be in view.

FROM WEST AND I-90/94 (FROM MINNEAPOLIS)

Take I-90/94 to Highway 151 South (East Washington Avenue). Continue on East Washington Avenue to the State Capitol Building. Turn right onto Butler Street, proceed to Gorham Street and turn left. Continue on Gorham Street, which becomes University Avenue. Stay on University Avenue into the campus until you reach Frances Street. Turn left onto Frances Street and proceed two blocks to Dayton Street. The Kohl Center will be in view.

FROM SOUTH AND I-90 (FROM CHICAGO)

Take I-90 to the Madison beltline (Highway 12/18). West on the beltline to Park Street (Hwy. 151). Exit right (north). Take Park Street to Dayton Street. Turn right onto Dayton Street, then approximately three blocks to the Kohl Center, which will be on the right.

FROM EAST AND I-94 (FROM MILWAUKEE)

Take I-94 to Highway 30 West. Take Highway 30 to its end at Highway 113 South. Turn left onto 113 South, which becomes Packers/Pennsylvania Avenue. Continue on Packers/Pennsylvania Avenue, which changes to Johnson Street, Gorham Street and then University Avenue. Stay on University Avenue into the campus until you reach Frances Street. Turn left onto Frances Street and proceed two blocks to Dayton Street. The Kohl Center will be in view.

Big Ten Tournament



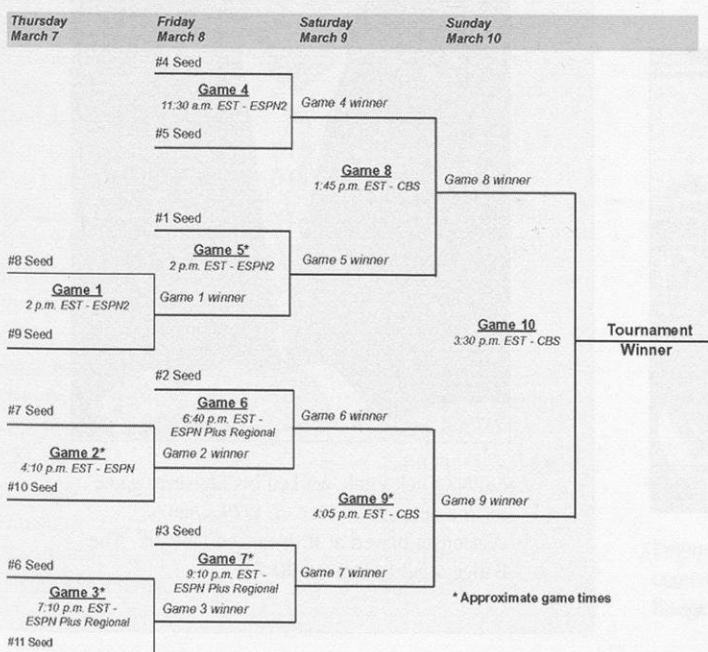
After being played at the United Center in Chicago for the past four seasons, the 2002 Big Ten Men's Basketball Tournament moves to Indianapolis and the new Conseco Fieldhouse. The tournament will begin on Thursday, March 7, and conclude with the championship game on Sunday, March 10. As in the past, each game of the first two rounds will be televised live by the ESPN networks. The semifinals and final will be carried live by CBS. The championship game will start at 2:30 p.m. CST, directly preceding the 2002 NCAA Tournament Selection Show.

The Conseco Fieldhouse is the home of the NBA's Indiana Pacers and opened Nov. 6, 1999, when the Pacers hosted the Boston Celtics. Inspired by the state's love affair with the game of basketball and the historic gymnasiums that grace the Hoosier landscape, the new state-of-the-art arena also houses the WNBA's Indiana Fever and the Arena Football League's Indiana Firebirds.

The *New York Times* called it a "Fieldhouse of Dreams." The *Los Angeles Times* stated, "Simply put, there is no other arena like the stylishly-retro Conseco." And the *Louisville Courier Journal* reported, "What Camden Yards in Baltimore is to baseball, Conseco Fieldhouse is to the way basketball arenas should be constructed."

The Fieldhouse seats 18,345 for basketball, but it is a multi-purpose facility (Bruce Springsteen, Bill Cosby, Pavarotti and the Backstreet Boys have all performed there) that is intimate, comfortable and most likely will be the model for future indoor arenas. In fact, the ability to accommodate a variety of events gives Conseco Fieldhouse the flexibility required to install a temporary pool for the 2004 World Swimming Championships.

It is first and foremost a basketball arena and is regarded as the best in the world. Having already hosted the NBA Finals, the Wooden Tradition, the Indiana boys state high school basketball championship and the Big Ten Women's Basketball Tournament, the Fieldhouse will host the Indiana girls state high school basketball championships, the 2002 Big Ten Women's and Men's Basketball Tournament, the 2004 Big Ten Men's Basketball Tournament, and the 2002 World Basketball Championship for Men.



Badgers on TV


TELEVISION COVERAGE

Every one of Wisconsin's regular-season games will be televised live either locally, regionally or nationally in 2000-01.


Play-by-play veteran Craig Coshun heads this year's announce team for local telecasts. He is paired on local telecasts with Steve Yoder, who was head coach of the Badgers from 1982-92.

THE BO RYAN SHOW

"The Bo Ryan Show" airs in Madison and on a statewide network. Hosted by longtime voice of the Badgers, Matt Lepay, the 30-minute program features insights, interviews, highlights and viewer questions. Check local listings for the times in your area.



Van Stoutt




Alan Zussman

UW ON WISCONSIN PUBLIC TELEVISION

In addition to the live telecasts, several home games will also be aired on a tape-delay basis on the state-wide Wisconsin Public Television network. WIBA Radio's Van Stoutt and UW academic and student affairs director Alan Zussman handle the announcing duties.



Wayne Larrivee and Shon Morris call a number of Big Ten games on the ESPN family of networks.



ESPN's Dick Vitale worked his first-ever game for the network on Dec. 5, 1979 when Wisconsin played at 10th-ranked DePaul. The Badgers fell to DePaul 90-77.

MEET THE BADGERS

Badgers on Radio

WISCONSIN RADIO NETWORK

| City | Station | Frequency |
|-------------------|-----------|------------------|
| Amery | WXCE | 1260 am |
| Antigo | WRLO | 105.3 fm |
| Appleton | WHBY | 1150 am |
| Ashland | WATW/WBSZ | 1400 am/93.3 fm |
| Beaver Dam | WBEV/WXRO | 1430 am/95.3 fm |
| Beloit | WBEL | 1380 am |
| Berlin | WISS | 1090 am/102.3 fm |
| Black River Falls | WWIS | 1260 am/99.7 fm |
| Dodgeville | WDMP | 810 am |
| Duluth, Minn. | WDSM | 710 am |
| Eau Claire | WBIZ | 1400 am |
| Fond du Lac | KFIZ | 107.1 fm |
| Green Bay | WDUZ | 1400 am |
| Hayward | WRLS | 92.3 fm |
| Janesville | WCLO | 1230 am |
| Kenosha | WLIP | 1050 am |
| La Crosse | WKBH | 1570 am/105.5 fm |
| Lancaster | WLGR | 1280 am/97.7 fm |
| Madison | WIBA/WOLX | 1310 am/94.9 fm |
| Manitowoc | WOMT | 1240 am |
| Mauston | WRJC | 1270 am |
| Medford | WIGM | 1490 am/99.3 fm |
| Milwaukee | WTMJ | 620 am |
| Monroe | WEKZ | 1260 am |
| Platteville | WTOQ | 1590 am |
| Portage | WPDR | 1350 am |
| Prairie du Chien | WPRE | 980 am/94.3 fm |
| Reedsburg | WRDB | 1400 am |
| Rhineland | WOBT | 1240 am |
| Rice Lake | WJMC | 1240 am |
| Richland Center | WRCO | 1450 am/100.9 fm |
| River Falls | WEVR | 1550 am/106.3 fm |
| Shawano | WTCH | 960 am/99.3 fm |
| Sheboygan | WHBL | 1330 am |
| Sparta | WKLJ | 1290 am |
| Spencer | WOSQ | 92.3 fm |
| Stevens Point | WSPO | 1010 am/104.9 fm |
| Sturgeon Bay | WDOR | 910 am/93.9 fm |
| Viroqua | WVRQ | 1360 am/102.3 fm |
| Waupaca | WDUX | 800 am/92.7 fm |
| Wausau | WSAU | 550 am |
| West Bend | WBKV | 1470 am |
| Wisconsin Rapids | WFHR | 1320 am |


RADIO COVERAGE

Exclusive coverage of Badger basketball can be heard on the 43-station Wisconsin Radio Network. The Athletic Department and Learfield Communications entered into an agreement for radio broadcast rights for Wisconsin football and basketball prior to the 1994 season.

WIBA (1310 AM) and WOLX (94.9 FM) are the rights holders in the Madison market, and WTMJ (620 AM) carries the games in Milwaukee.

Entering his 13th season handling play-by-play duties for Wisconsin basketball is Matt Lepay. He has also called Badger football the past six seasons. A 1984 graduate of Ohio State, Lepay was Sports Director at WTSO in Madison before joining WIBA in 1994. He previously served as Sports Director at WNCI in Columbus, and prior to that worked at stations in Athens and Piqua, Ohio. Lepay also provides frequent sports reports for WISC-TV. Lepay is host of the Bo Ryan Show, both on WIBA Radio and WISC-TV.

Joining Lepay on the broadcast is Mike Lucas, long-time sports columnist at the Capital Times, who handles color commentary on Wisconsin basketball and football broadcasts. Lucas, who worked on the broadcast team for the Badgers' delay television package on the Wisconsin Public Television Network before assuming color commentary duties on the radio, also provides daily sports commentaries on WIBA. He has reported on Badger sporting events for the Capital Times since 1971.



Engineer Dave McCann, play-by-play man Matt Lepay and color commentator Mike Lucas, above at the 2000 Final Four, handle Badger Basketball on the Wisconsin Radio Network.

Primary Media

Print

Wisconsin State Journal
P.O. Box 8058
Madison, WI 53708
(608) 252-6165
Fax: (608) 252-6119
Vic Feuerherd, beat
Tom Oates, columnist

Milwaukee Journal Sentinel
202 State Street, Ste. 202
Madison, WI 53703
Office: (608) 258-2271
Fax: (608) 258-2279
Mark Stewart, beat
Dale Hofmann, columnist

Capital Times
P.O. Box 8060
Madison, WI 53708
(608) 252-6474
Fax: (608) 252-6445
Rob Schultz, beat
Mike Lucas, columnist/radio

Inside Wisconsin
P.O. Box 260257
Madison, WI 53726-0257
(608) 236-9465
Ronny Whitworth, beat

Badger Herald
550 State Street
Madison, WI 53703
(608) 257-4712, ext. 26
Fax: (608) 257-6899

Daily Cardinal
Vilas Hall
Madison, WI 53706
(608) 262-5857
Fax: (608) 262-0404

Journal Sentinel On-line
(414) 225-5012
Fax: (414) 224-0291
Steve Zimmerman, beat

Appleton Post-Crescent
306 W. Washington
Appleton, WI 54912
(920) 733-4411
Fax: (920) 733-1945
Matt Cross, beat
Mike Woods, columnist

Kenosha News
715 58th Street
Kenosha, WI 53141
(262) 657-1000
Paul McKillip, beat

Green Bay Press-Gazette
435 E. Walnut Street
Green Bay, WI 54307
(920) 435-4411
Fax: (920) 431-8379
Bob Berghaus, editor

Green Bay News-Chronicle
P.O. Box 2467
Green Bay, WI 54306
(920) 432-2941
Fax: (920) 432-8581
Tim Harty, editor

La Crosse Tribune
401 N. Third Street
La Crosse, WI 54601
(608) 782-9710
Dan Dinsmore, editor

Dubuque Telegraph-Herald
Eighth & Bluff Streets
Dubuque, IA 52001
(319) 588-5611
Jim Leitner, editor

Janesville Gazette
One S. Parker Drive
Janesville, WI 53547
(608) 754-3311
John McPoland, beat

Wausau Daily Herald
P.O. Box 1286
Wausau, WI 54402
(715) 842-2101
Jay Lillge, editor

Oshkosh Northwestern
P.O. Box 2926
Oshkosh, WI 54903
(920) 426-6659
Dan Kohn, editor

Racine Journal-Times
212 Fourth Street
Racine, WI 53403
(262) 634-3322
Sue Shemanske, editor

Eau Claire Leader Telegram
701 S. Farewell Street
Eau Claire, WI 54702
(715) 833-9208
Liam Marlaire, editor

Capitol News Service
121 E. Main St., Ste. 300
Madison, WI 53703
(608) 258-9977
Stan Milam, beat

Radio

WIBA
P.O. Box 99
Madison, WI 53701
(608) 274-5450
Fax: (608) 274-5521
Matt Lepay, play-by-play
Brian Posick, director
Van Stoutt, reporter

WHIT
P.O. Box 2058
Madison, WI 53701
(608) 273-1000
Paul Braun, director
Mike Heller, reporter

WTSO
P.O. Box 99
Madison, WI 53701
(608) 274-5450
Fax: (608) 274-5521
Aaron Sims, reporter
Tim Scott, reporter

WTMJ
720 E. Capitol Drive
Milwaukee, WI 53201
(414) 332-9611
Len Kasper, director

Wisconsin Radio Network
302 E. Washington Ave.
Ste. 102
Madison, WI 53703
(608) 251-3900

Wheeler News Service
121 E. Main St., Ste. 300
Madison, WI 53703
(608) 257-2614

WTLX
5315 Wall Street
Madison, WI 53718
(608) 245-9859
Craig Karmazin, director

Wire Services

Associated Press (Milwaukee)
918 N. Fourth Street
Milwaukee, WI 53203
(414) 225-3580
Fax: (414) 225-3599
Arnie Stapleton, editor

Associated Press (Madison)
1901 Fish Hatchery Road
Madison, WI 53713
(608) 255-3679
J.R. Ross, beat

Television

WISC (Ch. 3, CBS)
7025 Raymond Road
Madison, WI 53719
(608) 276-7400
Fax: (608) 271-0800
Eric Franke, director
COACHES' SHOW

WMTV (Ch. 15, NBC)
615 Forward Drive
Madison, WI 53711
(608) 274-7817
Fax: (608) 271-5194
Jeremy Woods, director

WKOW (Ch. 27, ABC)
P.O. Box 100
Madison, WI 53701
(608) 274-6118
Fax: (608) 274-9569
Jay Wilson, director

WTMJ (Ch. 4, NBC)
720 E. Capitol Drive
Milwaukee, WI 53201
(414) 332-9611
Dennis Krause, director


WITI (Ch. 6, FOX)
9001 N. Green Bay Road
Milwaukee, WI 53217
(414) 355-6215
Tom Pipines, diector

WISN (Ch. 12, ABC)
P.O. Box 402
Milwaukee, WI 53201
(414) 342-8812
Tom Sutton, director


WDJT (Ch. 58, CBS)
809 S. 60th Street
Milwaukee, WI 53214
(414) 220-8130
Rock Rote, director

WHA (Ch. 21)
821 University Avenue
Madison, WI 53706
(608) 263-2121
Fax: (608) 263-9763
Deb Piper, producer


MEET THE BADGERS




2001-02 Season Outlook



Senior Travon Davis has played in 69 career games, including seven NCAA tournament appearances.



Junior Kirk Penney, the Badgers' lone returning starter, led the Big Ten in three-point shooting in league games a year ago.



Senior Charlie Wills has not missed a game in his UW career, playing in 97 consecutive contests entering this season.

The Wisconsin basketball team faces some unique challenges as it heads into the 2001-02 season. A strong foundation has been laid, with seven postseason berths in the last nine years, but gone is the core of players that brought UW basketball back to national prominence. New coach Bo Ryan and a group of talented and hungry, yet relatively inexperienced players, are charged with continuing that tradition.

"Having taken over programs before where there wasn't a lot of experience coming back, I'm used to making adjustments," Ryan said. "This is going to be a year of gaining experience. We have a couple players that have gotten significant time. However, I plan on playing nine or 10 guys every game so that leaves six or seven positions in the rotation that either have never played in college or have had very little time."

In his first season, Ryan hopes to bring an infusion of energy to Madison. The winningest college basketball coach of the 1990s, Ryan enjoyed success at both UW-Platteville, winning four national

titles, and UW-Milwaukee, turning around an 8-19 team, before coming to Wisconsin. His pressure defense and attacking offense have helped his teams achieve winning records in 16 straight seasons.

"We're going to push the ball at people and try to get a lot of action from the offense," Ryan said. "We're looking for four or five scorers, not just one or two. We're going to look to get easy baskets from our defense but again, if you've been around this league enough you know that every basket is tough to get. We want to make it that way on the defensive end."

Five seniors, with a combined 367 career starts between them, have departed. In their place are three veterans with Final Four experience along with some promising youngsters who will be counted on to contribute immediately. One starter from last year's team, junior guard Kirk Penney, returns. He is joined by seniors Travon Davis and Charlie Wills, key reserves on the Badgers' last three NCAA tournament teams. Two other letterwinners from last season's

squad, sophomores Dave Mader and Freddie Owens, also return.

"As far as the returnees go, our staff and players will look to the upperclassmen for direction," Ryan said. "If you take ownership in anything you do, that means you're committed to it. And for the seniors, their level of involvement is a little stronger than the new guys, especially because they know this is their last go at it. I'm really looking forward to Travon and Charlie's ability to lead by example and set the tone for the team."

As in the last few years, the Badgers will seek to prove themselves against one of the toughest schedules in the country. Last year's strength of schedule was ranked third in the nation according to the Sagarin ratings, after having the toughest schedule in the country in 1999-2000. This year's slate includes trips to UNLV, Xavier, Georgia Tech, Ohio and UW-Milwaukee as well as home matchups with Temple, Tennessee, Marquette, UW-Green Bay and Furman. The Badgers also travel to Hawaii in late November for the City Bank/Aloha Airlines Big Island Invitational

2001-02 Season Outlook (cont.)

Basketball Tournament. Participating teams include LSU, Colorado State, Hawaii, Weber State, South Carolina State, Mercer and host Hawaii-Hilo.

"I've never been a bashful scheduler," Ryan said. "We may take some lumps but I'm also hoping that we deliver some. That will be the exciting part. If I'm a player and I'm at Wisconsin, I'm excited because we have some chances."

Guards

On a team lacking experience, the Badgers' backcourt is home to most of it. Penney, one of the best shooters in the Big Ten, is the lone returning starter and finished last season as the team's second-leading scorer (11.2 ppg). The conference's leading three-point shooter in league games last season (.478), Penney has played in 63 games in his career. He was also a member of the New Zealand Olympic team in 2000.

Davis, a 5-10, 180-pound, lightning-quick point guard, has appeared in 69 games in his three-year career. After sitting out the first eight games of the season due to an NCAA suspension, Davis played in all of the remaining 21 games. He flashed some of his potential in a win over Purdue last year, racking up six assists against just two turnovers in 25 minutes of play. In Big Ten play last year, Davis sported a 2.63-to-1 assist-to-turnover ratio.

"What I'm looking for from the backcourt is solid players who can attack, can make other players better and can show leadership on the floor," Ryan said. "We also need players that can stretch the defense and knock down the threes. Most importantly, we'll try to take care of the ball and get good shots and that usually starts with the guards."

Sophomore point guard Freddie Owens saw limited action last season, appearing in 18 games. A tenacious defender, the left-hander scored five points in the season-opener against Tennessee, including a 60-foot heave

at the halftime buzzer. His career highs in both points (six) and minutes (13) came in the UW's win vs. Ohio.

Freshman Devin Harris will be counted on to contribute right away. Harris, 6-3, was named the Associated Press state player of the year, as well as Mr. Basketball by the *Milwaukee Journal Sentinel* and the Wisconsin Basketball Coaches Association, in 2001. He led Wauwatosa East High School to a 21-1 overall record and Greater Metro Conference league title in 2000-01, averaging 25.3 points, 4.0

Badger squad with 97 career appearances, including 29 starts. A tough rebounder and post defender with a soft outside touch, Wills was 14-26 (.538) from three-point range last year, the top percentage on the team. He scored in double figures three times last year, including his first career "double-double" against UW-Milwaukee. Wills has never missed a game in his career.

Mader, at 6-11, 240 pounds, is the biggest player on the UW roster. In his first season of action last year, he played in 17 of the team's 29 games and flashed some of the potential that has the coaching staff expecting significant contributions from the sophomore. His best performance came against Northern Illinois when he contributed seven points and eight rebounds in just 10 minutes of action. He followed that up with five rebounds in nine minutes against Maryland.

A former Wisconsin state player of the year, Mike Wilkinson is entering his first season of play after redshirting last year. Wilkinson, 6-8, 205 pounds, was named Mr. Basketball and *Wisconsin State Journal* player of the year after averaging 28.6 points and 12.1 rebounds as a senior at Wisconsin Heights.

Three incoming freshmen round out the Wisconsin roster. At 6-5, 200 pounds, Neil Plank can play either guard or forward. A first-team all-state selection, Plank led Mt. Zion to a 28-4 record last year and a berth in the Class AA super-sectionals.

Andreas Helmigk, a 6-9, 230-pound forward from Klagenfurt, Austria, will add size and bulk to the Badger frontline. Helmigk, a 21-year old freshman, was a member of the Austrian national team.

Walk-on Deandre Buchanan also joined the team this fall. A native of Verona, Buchanan averaged 17 points and eight rebounds a game and earned honorable mention all-state honors.

PERSONNEL BREAKDOWN

Starters Returning (1):

Kirk Penney, Jr., G

Letterwinners Returning (4):

Travon Davis, Sr., G

Charlie Wills, Sr. F

Dave Mader, So., C

Freddie Owens, So., G

Newcomers (6):

Mike Wilkinson, Fr.*, F

Deandre Buchanan, Fr., F

Clayton Hanson, Fr., G

Devin Harris, Fr., G

Andreas Helmigk, Fr., F

Neil Plank, Fr., G/F

* - redshirt freshman


rebounds, 5.2 assists and 4.1 steals per game as a senior.

Walk-on Clayton Hanson will also battle for playing time in the backcourt. A second-team A.P. all-state selection a year ago, he should provide the Badgers with another outside threat. Hanson averaged 28.7 points and 8.6 rebounds while being named the *Wisconsin State Journal's* all-Area Player of the Year at Reedsburg.

Forwards

Wills, a fifth-year senior, is the most experienced player on the

2001-02 Team Notes



Bo Ryan was introduced as the 15th head coach in UW history on March 29, 2001.

New Beginnings

Head coach Bo Ryan enters his first season at Wisconsin following two years as the head man at UW-Milwaukee. He compiled a 30-27 record at UWM. Prior to that he spent 15 years at Division III UW-Platteville, winning four national championships and winning 89.5 percent of his games (314-37). UW-Platteville was the winningest college basketball team in the nation (all divisions) in the 1990s, compiling a 266-26 (.908) record under Ryan.

Postseason Perennials

The Badgers are coming off their fourth NCAA tournament appearance in five years in 2001. Wisconsin lost to Georgia State 50-49 in the first round of the West Regional and finished with an 18-11 overall record. The UW has earned a postseason berth in nine of the last 13 years.

R-E-S-P-E-C-T

For the first time in history, Wisconsin appeared in the A.P. top 25 poll the entire season.

Conference Contenders

Wisconsin finished fifth in the Big Ten with a 9-7 record. That marked the third consecutive season the Badgers finished with a .500 or better record in conference play (9-7 in 1999, 8-8 in 2000). That hadn't happened in Madison since 1942-44.

Long Time Coming

The UW finished the 2000-01 season with a .600-or-better winning percentage for the third consecutive season. That had not happened for the Badgers since 1928-30.

Long Time Coming, Part II

Last year was the Badgers' third consecutive winning season, something that hadn't happened in Madison since 1948-50.

Recent Success

Wisconsin won 18 regular-season games for just the third time in school history. The Badgers have won at least 18 games in four of the past five seasons (after doing so just four times prior to 1995).

Fourth and Ten

The UW's 62 wins over the last three seasons are fourth-best among Big Ten teams over that stretch. Only Michigan State (93), Ohio State (70) and Indiana (64) have more victories than Wisconsin.

Leading the Country

The Badgers, who have led the Big Ten in scoring defense the past five seasons, led the nation in that category last season by allowing just 56.6 points per game.

Experience Lost

Five seniors from last year's team have departed, including four starters. Those seniors accounted for 65 per-

cent of the team's minutes played, 64 percent of the points, 61 percent of the rebounds and 74 percent of the assists last season. They also led the Badgers to three NCAA tournament appearances, including the 2000 Final Four.

Thunder from Down Under

New Zealand native Kirk Penney is Wisconsin's lone returning starter. The junior was the second-leading scorer on the team a year ago, averaging 11.2 points. He led the Big Ten in three-point shooting during conference games (.478).

Senior Leadership

Seniors Travon Davis and Charlie Wills are the only returnees other than Kirk Penney who averaged more than five minutes a game last season.

Cal Who?

Senior Charlie Wills has never missed a game (97 straight) in his UW career.

No Gimmes

After having the third-toughest schedule in the country last year according to the Sagarin ratings, the Badgers face another tough slate in 2001-02. In addition to the always-grueling Big Ten schedule, Wisconsin travels to UNLV, Xavier, Georgia Tech, Ohio and UW-Milwaukee while hosting Temple, Tennessee, Marquette, UW-Green Bay and Furman.

Experience Gained?

Six of the 11 players on the Badgers' roster are freshmen. That is by far the highest percentage (.545) of first-year players among Big Ten teams. Michigan State, with four freshmen on its 11-man roster (.364), is second.

2001-02 Wisconsin Rosters

Alphabetical

| No. | Name | Ht. | Wt. | Yr. | Pos. | Hometown (High School) |
|-----|------------------|------|-----|------|------|--------------------------------------|
| 32 | Deandre Buchanan | 6-5 | 190 | Fr. | F | Verona, Wis. (HS) |
| 2 | Travon Davis*** | 5-10 | 180 | Sr. | G | Argo, Ill. (Nazareth Academy) |
| 13 | Clayton Hanson | 6-5 | 185 | Fr. | G | Reedsburg, Wis. (HS) |
| 34 | Devin Harris | 6-3 | 185 | Fr. | G | Milwaukee, Wis. (Wauwatosa East) |
| 21 | Andreas Helmigk | 6-9 | 230 | Fr. | F | Klagenfurt, Austria |
| 30 | Dave Mader* | 6-11 | 240 | So. | F/C | Appleton, Wis. (East) |
| 24 | Freddie Owens* | 6-2 | 180 | So. | G | Milwaukee, Wis. (Washington) |
| 20 | Kirk Penney** | 6-5 | 205 | Jr. | G | Auckland, New Zealand (Westlake) |
| 25 | Neil Plank | 6-5 | 200 | Fr. | G/F | Mt. Zion, Ill. (Mt. Zion) |
| 54 | Mike Wilkinson | 6-8 | 205 | Fr.# | F | Blue Mound, Wis. (Wisconsin Heights) |
| 40 | Charlie Wills*** | 6-8 | 230 | Sr. | F | Angola, Ind. (HS) |

Numerical

| No. | Name | Ht. | Wt. | Yr. | Pos. | Hometown (High School) |
|-----|------------------|------|-----|------|------|--------------------------------------|
| 2 | Travon Davis*** | 5-10 | 180 | Sr. | G | Argo, Ill. (Nazareth Academy) |
| 13 | Clayton Hanson | 6-5 | 185 | Fr. | G | Reedsburg, Wis. (HS) |
| 20 | Kirk Penney** | 6-5 | 205 | Jr. | G | Auckland, New Zealand (Westlake) |
| 21 | Andreas Helmigk | 6-9 | 230 | Fr. | F | Klagenfurt, Austria |
| 24 | Freddie Owens* | 6-2 | 180 | So. | G | Milwaukee, Wis. (Washington) |
| 25 | Neil Plank | 6-5 | 200 | Fr. | G/F | Mt. Zion, Ill. (Mt. Zion) |
| 30 | Dave Mader* | 6-11 | 240 | So. | F/C | Appleton, Wis. (East) |
| 32 | Deandre Buchanan | 6-5 | 190 | Fr. | F | Verona, Wis. (HS) |
| 34 | Devin Harris | 6-3 | 185 | Fr. | G | Milwaukee, Wis. (Wauwatosa East) |
| 40 | Charlie Wills*** | 6-8 | 230 | Sr. | F | Angola, Ind. (HS) |
| 54 | Mike Wilkinson | 6-8 | 205 | Fr.# | F | Blue Mound, Wis. (Wisconsin Heights) |

* - Letters Won

- Redshirt Freshman

Coaching and Support Staff

Head Coach: Bo Ryan

Assistant Coaches: Rob Jeter, Tony Bennett and Greg Gard

Director of Basketball Operations: Saul Phillips

Athletic Trainer: Henry Perez-Guerra

Strength & Conditioning Coach: Scott Hettenbach

Basketball SID: Brian Lucas

Pronunciation Guide


Travon Davis: truh-VON

Andreas Helmigk: HEL-mig


Deandre Buchanan: DEA-on-dray

Radio / T.V. Rosters


.....




32 Deandre Buchanan
F, Fr., 6-5, 190
Verona, Wis.




2 Travon Davis
G, Sr., 5-10, 180
Argo, Ill.




13 Clayton Hanson
G, Fr., 6-5, 185
Reedsburg, Wis.




34 Devin Harris
G, Fr., 6-3, 185
Milwaukee, Wis.




21 Andreas Helmigk
F, Fr., 6-9, 230
Klagenfurt, Austria




30 Dave Mader
F/C, So., 6-11, 240
Appleton, Wis.




24 Freddie Owens
G, So., 6-2, 180
Milwaukee, Wis.




20 Kirk Penney
G, Jr., 6-5, 205
Auckland, New Zealand



25 Neil Plank
G/F, Fr., 6-5, 200
Mt. Zion, Ill.



54 Mike Wilkinson
F, Fr., 6-8, 205
Blue Mound, Wis.



40 Charlie Wills
F, Sr., 6-8, 230
Angola, Ind.

Roster Analysis

BY CLASS

Seniors (2)

Davis, Wills

Juniors (1)

Penney

Sophomores (2)

Mader, Owens

Freshmen (6)

Buchanan, Hanson, Harris, Helmigk, Plank, Wilkinson*

* - redshirt freshman

BY STATE/COUNTRY

Wisconsin (6)

Buchanan, Hanson, Harris, Mader, Owens, Wilkinson

Illinois (2)

Davis, Plank

Indiana (1)

Wills

Austria (1)

Helmigk

New Zealand (1)

Penney

BY HEIGHT

5-10: Davis

6-2: Owens

6-3: Harris

6-5: Buchanan, Hanson, Penney, Plank

6-8: Wilkinson, Wills

6-9: Helmigk

6-11: Mader


BY POSITION

Guards

Davis, Hanson, Harris, Owens, Penney

Forwards

Buchanan, Helmigk, Mader, Plank, Wilkinson, Wills



CAREER AVERAGES

| Player | GP | Min. | Pts. | Reb. | Ast. |
|--------|----|------|------|------|------|
| Davis | 69 | 9.7 | 2.0 | 1.4 | 1.1 |
| Mader | 17 | 4.8 | 1.1 | 1.6 | 0.2 |
| Owens | 18 | 3.8 | 1.0 | 0.2 | 0.3 |
| Penney | 63 | 20.0 | 7.2 | 2.2 | 0.9 |
| Wills | 97 | 16.6 | 4.1 | 2.9 | 0.6 |

BIRTHDATES

| Player | Date | Site |
|-----------|----------|--------------------|
| Buchanan | 7/23/83 | Chicago, Ill. |
| Davis | 7/13/80 | Hinsdale, Ill. |
| Hanson | 10/18/82 | Reedsburg, Wis. |
| Harris | 2/27/83 | Milwaukee, Wis. |
| Helmigk | 12/10/79 | Klagenfurt, Aus. |
| Mader | 7/24/80 | Appleton, Wis. |
| Owens | 10/30/81 | Milwaukee, Wis. |
| Penney | 11/23/80 | Auckland, N.Z. |
| Plank | 6/16/83 | Decatur, Ill. |
| Wilkinson | 10/1/81 | Sauk Prairie, Wis. |
| Wills | 8/8/78 | Angola, Ind. |
| Bennett | 6/1/69 | Clintonville, Wis. |
| Gard | 12/3/70 | Dodgeville, Wis. |
| Jeter | 5/15/69 | Pittsburgh, Pa. |
| Phillips | 10/11/72 | Reedsburg, Wis. |
| Ryan | 12/20/47 | Chester, Pa. |

HOW THE BADGERS WERE BUILT

Buchanan: Walked on in September of 2001

Davis: Signed letter-of-intent in November, 1997

Hanson: Walked on in September of 2001

Harris: Signed letter-of-intent in April, 2001

Helmigk: Signed letter-of-intent in November, 2000

Mader: Signed letter-of-intent in November, 1998

Owens: Signed letter-of-intent in November, 1999

Penney: Signed letter-of-intent in April, 1999


Plank: Signed letter-of-intent in November, 2000

Wilkinson: Signed letter-of-intent in November, 1999

Wills: Signed letter-of-intent in November, 1996

Senior Guard Travon Davis

5-10, 180, Argo, Ill. (Nazareth Academy)



Good penetrator and solid defender ... one of two seniors on this year's squad ... has appeared in 69 games as a back-up point guard in his three seasons ... has played in seven NCAA tournament games during his career.

2000-01

Played in 21 of 29 games ... recorded 28 assists and 20 turnovers while backing up Mike Kelley at the point guard spot ... outstanding 2.63-to-1 assist-to-turnover ratio in conference play (21 assists/eight turnovers) ... career highs in assists (six) and minutes (25) in win over Purdue ... scored four points, dished out four assists and grabbed three steals in 22 turnover-free minutes against No. 14 Iowa ... season-high eight points against Butler ... grabbed career-high five rebounds and added five points without a turnover in 16 minutes vs. Northwestern ... missed first eight games of season due to an NCAA suspension.

1999-2000

Played in a school record-tying 36 games, including only career start ... winner of UW's Red Team Award ... tied for fourth on the team in assists

with 45 as backup point guard ... came off the bench to play turnover-free ball for final 14:29 of first half vs. top-seeded Arizona in NCAA tournament second-round win ... career high in points (nine) and three-point field goals (two) in win over 10th-ranked Texas ... scored eight points in 20 minutes in only start at Northern Illinois.

Summer of 1999

Averaged 4.0 points, 2.5 rebounds and 3.7 assists during six-game stint in Austria with Big Ten's Foreign Tour team in August ... team was coached by Wisconsin's Dick Bennett.

1998-99

True freshman appeared in 12 games ... averaged one free throw attempt for every 2.6 minutes of playing time (best ratio on team) ... season-high five points in win over Nebraska at Top of the World Classic in Fairbanks, Alaska ... saw three minutes of action in NCAA tournament game vs. Southwest Missouri State.

High School


Three-year starter and four-year varsity player for Coach Phil Cahill at Nazareth Academy ... two-time conference player of the year, team captain and *Chicago Sun-Times* all-area choice ... finished career as school's No. 2 all-time scorer ... as a senior, he averaged 24.3 points and 6.7 rebounds per game en route to a "Mr. Basketball" nomination, all-America mention from *Street & Smith's* and second-team all-state acclaim from *Champaign News-Gazette* ... all-tournament team member for third straight season at St. Rita's Thanksgiving tourney and for second straight year at York High School holiday tournament ... team was 19-9 and won Private League title his senior year ... averaged 23.6 points, 8.4 rebounds, 3.0 assists and 2.0 steals as a junior ... scored at least 40 points in four different games his junior year.

Personal

Born July 13, 1980 in Hinsdale, Ill. ... parents are Charlette and Anthony Davis ... major is pre-business ... father was a guard at Marquette from 1977-81.

CAREER HIGHS

Points: 9 vs. Texas (12/7/99)
 Field Goals: 4 at Northern Illinois (12/14/99)
 Field Goal Attempts: 6, four times; MR at Purdue (1/10/01)
 3-Point Field Goals: 2 vs. Texas (12/7/99)
 Free Throws: 4 vs. Butler (1/30/01)
 Free Throw Attempts: 6, twice; MR vs. Iowa (1/16/01)
 Rebounds: 5 vs. Northwestern (2/18/01)
 Assists: 6 vs. Purdue (2/7/01)
 Blocked Shots: 0
 Steals: 3, four times; MR vs. Iowa (1/16/01)
 Minutes: 25 vs. Purdue (2/7/01)



Davis' Career Stats

Overall


| Year | G-GS | MIN | FG-FGA | PCT | 3P-3PA | PCT | FT-FTA | PCT | O-D | REB | AVG | PF-D | AT | TO | BK | ST | PTS | AVG |
|---------|------|----------|--------|------|--------|------|--------|------|------|-----|-----|------|----|----|----|----|-----|-----|
| 1998-99 | 12-0 | 37-3.1 | 2-12 | .167 | 2-4 | .500 | 7-14 | .500 | 0-7 | 7 | 0.6 | 5-0 | 6 | 5 | 0 | 1 | 13 | 1.1 |
| 1999-00 | 36-1 | 364-10.1 | 28-73 | .384 | 3-17 | .176 | 18-40 | .450 | 6-48 | 54 | 1.5 | 36-0 | 45 | 35 | 0 | 13 | 77 | 2.1 |
| 2000-01 | 21-0 | 259-12.3 | 15-46 | .326 | 0-8 | .000 | 17-30 | .567 | 3-30 | 33 | 1.6 | 24-0 | 28 | 20 | 0 | 8 | 47 | 2.2 |
| Totals | 69-1 | 660-9.6 | 45-131 | .344 | 5-29 | .172 | 42-84 | .500 | 9-85 | 94 | 1.4 | 65-0 | 79 | 60 | 0 | 22 | 137 | 2.0 |

Big Ten Games Only

| Year | G-GS | MIN | FG-FGA | PCT | 3P-3PA | PCT | FT-FTA | PCT | O-D | REB | AVG | PF-D | AT | TO | BK | ST | PTS | AVG |
|--------|------|----------|--------|------|--------|------|--------|-------|------|-----|-----|------|----|----|----|----|-----|-----|
| 1999 | 3-0 | 7-2.3 | 0-0 | .000 | 0-0 | .000 | 2-2 | 1.000 | 0-2 | 2 | 0.7 | 2-0 | 1 | 2 | 0 | 0 | 2 | 0.7 |
| 2000 | 16-0 | 142-8.9 | 9-29 | .310 | 0-5 | .000 | 6-16 | .375 | 4-24 | 28 | 1.8 | 17-0 | 21 | 17 | 0 | 5 | 24 | 1.5 |
| 2001 | 16-0 | 189-11.8 | 9-33 | .273 | 0-7 | .000 | 11-24 | .458 | 3-22 | 25 | 1.6 | 18-0 | 21 | 8 | 0 | 7 | 29 | 1.8 |
| Totals | 35-0 | 338-9.7 | 18-62 | .290 | 0-12 | .000 | 19-42 | .452 | 7-48 | 55 | 1.6 | 37-0 | 43 | 27 | 0 | 12 | 56 | 1.6 |

Senior Forward Charlie Wills

6-8, 230, Angola, Ind. (Angola)



Fifth-year senior has never missed a game in his Badger career (97 appearances) ... tough rebounder and defender with soft outside touch ... recruited as part of Kelley-Kowske-Linton-Vershaw class but redshirted as a freshman.

Summer of 2001

Part of the Big Ten Foreign Tour team that went a perfect 6-0 on its trip through England and Ireland ... averaged 10.0 points and 5.2 rebounds on the tour ... scored 17 points and grabbed nine rebounds in 86-78 win over the Irish National team.

2000-01

Played in all 29 games, including nine starts ... team was 9-0 when he started ... had top three-point percentage on the team, making 14 of 26 attempts (.538) ... career-high 15 points in win over then-13th-ranked Maryland ... first career "double-double" (12 points, 10 boards) vs. UW-Milwaukee ... also had 12 points (5-6 shooting) and five rebounds against Penn State ... chipped in with nine points in Big Ten tournament game vs. Indiana ... led the Badgers in rebounds four times.

1999-2000

Played in school record-tying 36 games, including five starts ... scored in double figures twice ... averaged 21.7 minutes, 4.7 points and 3.0 rebounds off the bench in Big Ten tournament ... season highs of 11 points and seven rebounds vs. 17th-ranked Temple on Dec. 29 ... scored 10 points in pivotal comeback win at Iowa on Feb. 23 ... averaged 7.0 points and 4.6 rebounds as a starter.

1998-99

Started 15 times and played in then-single-season school record-tying 32 games ... second on team in field goal percentage (.531) ... shot .769 from free throw line ... scored in double figures three times, including career-high 14 points off bench vs. Penn State ... averaged 8.5 points and team-best 6.5 rebounds in two games at Big Ten tournament ... clutch 16-footer with 28 seconds left helped secure win over Purdue.

1997-98

Sat out season as a redshirt.

High School

School's career scoring leader ...

two-year team captain and four-year basketball letterwinner ... earned first-team all-state honors as a senior after averaging 20.5 points, eight rebounds and four blocked shots per game, and shooting 60 percent from the field and 81 percent from the free throw line ... played for Indiana in Indiana-Kentucky All-Star games, as well as in Wendy's Classic, which features top players from Indiana, Illinois, Michigan and Ohio ... joined Luke Recker and Shane Battier on Wendy's Classic all-tournament team ... as a junior, he averaged 22.3 points and 9.3 rebounds per game to earn third-team all-state and first-team all-conference honors ... first junior in school history to surpass 1,000-point mark for his career ... first-team all-conference as a sophomore ... an accomplished cross country runner, he was a three-time, first-team all-conference selection ... earned two letters in track and one in baseball.


Personal

Born August 8, 1978 in Angola, Ind. ... parents are Laura and Bill Wills ... management and human resources major ... engaged to be married (Nancy).

CAREER HIGHS

Points: 15 vs. Maryland (11/29/00)
 Field Goals: 5, twice; MR vs. Penn State (1/27/01)
 Field Goal Attempts: 11 at Penn State (1/19/00)
 3-Point Field Goals: 2, four times; MR vs. Indiana (3/9/01)
 Free Throws: 8 vs. UW-Milwaukee (12/16/00)
 Free Throw Attempts: 10 vs. UW-Milwaukee (12/16/00)
 Rebounds: 10 vs. UW-Milwaukee (12/16/00)
 Assists: 3 at Temple (12/9/98)
 Blocked Shots: 1, 11 times; MR vs. Butler (1/30/01)
 Steals: 2, twice; MR vs. Xavier (12/2/00)
 Minutes: 32 vs. Virginia (11/21/98)

MEET THE BADGERS



Wills' Career Stats

Overall


| Year | G-GS | MIN | FG-FGA | PCT | 3P-3PA | PCT | FT-FTA | PCT | O-D | REB | AVG | PF-D | AT | TO | BK | ST | PTS | AVG |
|---------|-------|-----------|---------|------|--------|------|--------|------|--------|-----|-----|-------|----|----|----|----|-----|-----|
| 1998-99 | 32-15 | 602-18.8 | 52-98 | .531 | 0-3 | .000 | 40-52 | .769 | 35-71 | 106 | 3.3 | 67-1 | 21 | 30 | 5 | 13 | 144 | 4.5 |
| 1999-00 | 36-5 | 561-15.6 | 50-135 | .370 | 9-33 | .273 | 23-34 | .676 | 37-55 | 92 | 2.6 | 78-2 | 16 | 28 | 4 | 5 | 132 | 3.7 |
| 2000-01 | 29-9 | 521-18.0 | 39-97 | .402 | 14-26 | .538 | 29-39 | .744 | 27-61 | 88 | 3.0 | 66-2 | 19 | 29 | 2 | 8 | 121 | 4.2 |
| Totals | 97-29 | 1684-17.4 | 141-330 | .427 | 23-62 | .371 | 92-125 | .736 | 99-187 | 286 | 2.9 | 211-5 | 56 | 87 | 11 | 26 | 397 | 4.1 |

Big Ten Games Only

| Year | G-GS | MIN | FG-FGA | PCT | 3P-3PA | PCT | FT-FTA | PCT | O-D | REB | AVG | PF-D | AT | TO | BK | ST | PTS | AVG |
|--------|------|----------|--------|------|--------|------|--------|------|-------|-----|-----|-------|----|----|----|----|-----|-----|
| 1999 | 16-2 | 241-15.1 | 23-39 | .590 | 0-0 | .000 | 17-18 | .944 | 14-24 | 38 | 2.4 | 35-0 | 7 | 12 | 2 | 4 | 63 | 3.9 |
| 2000 | 16-3 | 262-16.4 | 26-63 | .413 | 4-16 | .250 | 13-18 | .722 | 21-23 | 44 | 2.8 | 41-2 | 10 | 17 | 2 | 2 | 69 | 4.3 |
| 2001 | 16-1 | 294-18.4 | 21-55 | .382 | 5-12 | .417 | 14-18 | .778 | 12-28 | 40 | 2.5 | 39-2 | 8 | 17 | 1 | 3 | 61 | 3.8 |
| Totals | 48-6 | 797-16.6 | 70-157 | .446 | 9-28 | .321 | 44-54 | .815 | 47-75 | 122 | 2.5 | 115-4 | 25 | 46 | 5 | 9 | 193 | 4.0 |

Junior Guard Kirk Penney

6-5, 205, Auckland, New Zealand (Westlake)



Badgers' only returning starter ... one of the best shooters in the Big Ten ... first basketball Olympian in UW history, he played for New Zealand in Sydney in 2000 ... one of 35 players to have played in the Final Four and the Olympics in the same year ... also represented his country at last summer's Goodwill Games.

Summer 2001

Leading scorer on New Zealand's Goodwill Games team, averaging 14.8 points ... led squad to a sixth-place finish (3-2) ... scored 23 points in 84-79 overtime upset of eventual silver medalist Brazil ... also added 21 points against Cuba.

2000-01

Played in all 29 games, starting 22 ... Big Ten's leading three-point shooter (.478) in conference games, third in all games (.432) ... UW's second-leading scorer at 11.2 ppg ... third in conference in three-pointers per game (2.41 in all games and 2.75 in league games) ... his 70 three-pointers were sixth-most in a season at Wisconsin ... field goal percentage of .485 in league competition ranked ninth in the con-

ference ... scored in double figures 17 times, leading Badgers 10 times ... three 20-point efforts, including career-high 24 vs. Xavier, 23 at Michigan and 21 (career-high five three-pointers) vs. Minnesota ... made at least one three-pointer in each of the last 17 games ... after going 0-9 from three-point range in the season opener, shot .458 (70-153) from beyond the arc in the UW's final 28 games ... made 32 of his final 39 free throw attempts (.821).

Summer 2000

A member of New Zealand's 2000 Summer Olympic team ... he averaged 6.5 points, 1.2 rebounds and 0.5 assists as New Zealand finished 11th in the Games ... he had a personal Olympics-high 17 points in a win over Angola ... led Badgers with 21.5 ppg scoring average on team's four-game summer tour in Italy in August.

1999-2000

Played in UW freshman-record 34 games, including six starts ... averaged 10.0 ppg as a starter ... scored six points (two three-pointers) off the bench in NCAA tournament semifinal vs. Michigan State ... then career

highs of 17 points and 37 minutes in first career start at Purdue on Jan. 15 ... six points, three rebounds and three assists off the bench in Big Ten tournament win over 22nd-ranked Purdue ... made 14-19 (.737) from free throw line for season.

High School

Attended Westlake Boys High School and played for Coach Simon Dennan ... his primary pre-college basketball experience came as a member of teams (coached by current UW assistant Tony Bennett) that played against professional opposition in New Zealand ... named league's rookie of the year in '98-99 ... also played for New Zealand in the Under-20 Australian Championships where he averaged 32 points per game in six contests ... played four years of prep volleyball.


Personal

Born Nov. 23, 1980 in Auckland, New Zealand ... parents are Paul and Marie Penney ... has one brother (Rodd, 22) and one sister (Lara, 23) ... major is consumer science.

CAREER HIGHS

Points: 24 vs. Xavier (12/2/00)
 Field Goals: 9 vs. Xavier (12/2/00)
 Field Goal Attempts: 19 at Michigan (2/3/01)
 3-Point Field Goals: 5 vs. Minnesota (2/21/01)
 Free Throws: 6, twice; MR vs. Purdue (2/7/01)
 Free Throw Attempts: 8, twice; MR vs. Purdue (2/7/01)
 Rebounds: 7 vs. Indiana (1/4/01)
 Assists: 5 vs. Minnesota (1/22/00)
 Blocked Shots: 1, six times; MR vs. Michigan State (2/27/01)
 Steals: 3, at Indiana (2/24/01)
 Minutes: 37, three times; MR at Iowa (3/3/01)

MEET THE BADGERS



Penney's Career Stats

Overall


| Year | G-GS | MIN | FG-FGA | PCT | 3P-3PA | PCT | FT-FTA | PCT | O-D | REB | AVG | PF-D | AT | TO | BK | ST | PTS | AVG |
|---------|-------|-----------|---------|------|--------|------|--------|------|--------|-----|-----|------|----|----|----|----|-----|------|
| 1999-00 | 34-6 | 433-12.7 | 45-135 | .333 | 23-77 | .299 | 14-19 | .737 | 6-42 | 48 | 1.4 | 29-1 | 27 | 42 | 1 | 8 | 127 | 3.7 |
| 2000-01 | 29-22 | 824-28.4 | 108-245 | .441 | 70-162 | .432 | 40-56 | .714 | 12-76 | 88 | 3.0 | 45-0 | 32 | 44 | 5 | 17 | 326 | 11.2 |
| Totals | 63-28 | 1257-20.0 | 153-380 | .403 | 93-239 | .389 | 54-75 | .720 | 18-118 | 136 | 2.2 | 74-1 | 59 | 86 | 6 | 25 | 453 | 7.2 |

Big Ten Games Only

| Year | G-GS | MIN | FG-FGA | PCT | 3P-3PA | PCT | FT-FTA | PCT | O-D | REB | AVG | PF-D | AT | TO | BK | ST | PTS | AVG |
|--------|-------|----------|--------|------|--------|------|--------|------|------|-----|-----|------|----|----|----|----|-----|------|
| 2000 | 15-6 | 285-19.0 | 30-92 | .326 | 11-49 | .224 | 12-15 | .800 | 3-28 | 31 | 2.1 | 20-1 | 19 | 30 | 1 | 6 | 83 | 5.5 |
| 2001 | 16-10 | 450-28.1 | 65-134 | .485 | 44-92 | .478 | 30-38 | .789 | 3-40 | 43 | 2.7 | 26-0 | 15 | 21 | 3 | 9 | 204 | 12.8 |
| Totals | 31-16 | 735-23.7 | 95-226 | .420 | 55-141 | .390 | 42-53 | .792 | 6-68 | 74 | 2.4 | 46-1 | 34 | 51 | 4 | 15 | 287 | 9.3 |

Sophomore Center Dave Mader

6-11, 240, Appleton, Wis. (Appleton East)



1999-2000

Sat out season as a redshirt.

High School

Tabbed first-team all-conference and honorable mention all-state as a senior after averaging 13 points and eight rebounds per game for Coach Ron Parker's East squad ... grabbed school-record 17 boards in one game ... team was runner-up in sectional final ... played in WBCA all-star game ... averaged 11 points and 7.9 rebounds per game and was named league's defensive player of the year as a junior ... also earned second-team all-conference acclaim as a junior ... tallied 10 points and seven boards per contest as a sophomore.

Personal

Born July 24, 1980 in Appleton, Wis. ... parents are Richard and Shirley Mader ... sister, Michelle, played basketball at Valparaiso (1988-92) ... late brother, Dan, played basketball at Lakeland College (1982-83) and UW-Oshkosh (1984-86) ... brother, Mike, played hoops at UW-Oshkosh (1988-91) ... four of Dave's prep teammates went on to play college basketball ... undecided on major.

2000-01

Appeared in 17 of 29 games as a redshirt freshman ... best performance came in first college game, against Northern Illinois, scoring seven points and adding eight rebounds in just 10 minutes off the bench ... grabbed five rebounds in nine minutes against Maryland the next time out ... career-high 11 minutes vs. Northwestern, pulling down four rebounds ... also played eight minutes against Illinois ... season total of 27 rebounds in 82 minutes averages out to 13.2 rebounds per 40 minutes.

CAREER HIGHS

Points: 7 vs. Northern Illinois (11/25/00)
 Field Goals: 3 vs. Northern Illinois (11/25/00)
 Field Goal Attempts: 5 vs. Northern Illinois (11/25/00)
 3-Point Field Goals: 0
 Free Throws: 2, twice; MR vs. Ohio State (1/24/01)
 Free Throw Attempts: 2, four times; MR vs. Ohio State (1/24/01)
 Rebounds: 8 vs. Northern Illinois (11/25/00)
 Assists: 2 vs. Northern Illinois (11/25/00)
 Blocked Shots: 1, three times; MR at Illinois (2/13/01)
 Steals: 0
 Minutes: 11 vs. Northwestern (2/18/01)



Mader's Career Stats

Overall


| Year | G-GS | MIN | FG-FGA | PCT | 3P-3PA | PCT | FT-FTA | PCT | O-D | REB | AVG | PF-D | AT | TO | BK | ST | PTS | AVG |
|---------|------|--------|--------|------|--------|------|--------|------|-------|-----|-----|------|----|----|----|----|-----|-----|
| 2000-01 | 17-0 | 82-4.8 | 6-18 | .333 | 0-0 | .000 | 6-8 | .750 | 11-16 | 27 | 1.6 | 18-0 | 3 | 5 | 3 | 0 | 18 | 1.1 |
| Totals | 17-0 | 82-4.8 | 6-18 | .333 | 0-0 | .000 | 6-8 | .750 | 11-16 | 27 | 1.6 | 18-0 | 3 | 5 | 3 | 0 | 18 | 1.1 |

Big Ten Games Only

| Year | G-GS | MIN | FG-FGA | PCT | 3P-3PA | PCT | FT-FTA | PCT | O-D | REB | AVG | PF-D | AT | TO | BK | ST | PTS | AVG |
|--------|------|--------|--------|------|--------|------|--------|------|-----|-----|-----|------|----|----|----|----|-----|-----|
| 2001 | 10-0 | 43-4.3 | 2-9 | .222 | 0-0 | .000 | 3-4 | .750 | 2-8 | 10 | 1.0 | 9-0 | 0 | 2 | 1 | 0 | 7 | 0.7 |
| Totals | 10-0 | 43-4.3 | 2-9 | .222 | 0-0 | .000 | 3-4 | .750 | 2-8 | 10 | 1.0 | 9-0 | 0 | 2 | 1 | 0 | 7 | 0.7 |

Sophomore Guard Freddie Owens

6-2, 180, Milwaukee, Wis. (Washington)



High School

Earned honorable mention all-state and honorable mention all-conference honors as a senior at Washington ... averaged 11.0 points, 5.0 rebounds and 4.0 assists in his final prep campaign ... team was 25-3 and shared league title ... as a junior he averaged 17 points, four rebounds and three assists and was named one of top 25 juniors in Wisconsin ... team was 22-4 in 1998-99 ... helped team to 21-5 mark as a sophomore when he averaged six points, two rebounds and four assists.

Personal

Born Oct. 30, 1981 in Milwaukee, Wis. ... father is Lawrence Owens Sr., mother is Susan Owens and step-mother is Emerald Bonner ... has six brothers and sisters ... prep teammate of Mississippi State's Robert Jackson ... major is computer science.

2000-01

Played in 18 of 29 games as a true freshman ... scored five points and added an assist in college debut at No. 9 Tennessee ... made 60-foot heave at halftime buzzer vs. Volunteers, ESPN's "Play of the Day" and his only three-pointer of the season ... recorded career highs in points (six) and minutes (13) against Ohio ... contributed four points in 10 minutes off the bench vs. Northwestern ... seven minutes against hometown school UW-Milwaukee.


CAREER HIGHS

Points: 6 vs. Ohio (12/9/00)
 Field Goals: 2 vs. Northwestern (2/18/01)
 Field Goal Attempts: 3, twice; MR vs. Northwestern (2/18/01)
 3-Point Field Goals: 1 at Tennessee (11/21/00)
 Free Throws: 4 vs. Ohio (12/9/00)
 Free Throw Attempts: 7 vs. Ohio (12/9/00)
 Rebounds: 1, three times; MR vs. Northwestern (2/18/01)
 Assists: 1, five times, MR at Michigan (2/3/01)
 Blocked Shots: 0
 Steals: 1 vs. Xavier (12/2/00)
 Minutes: 13 vs. Ohio (12/9/00)

Freddie Owens Career Stats

| Year | Games | Starts | Minutes | Points | Field Goals | Field Goal Attempts | 3-Point Field Goals | 3-Point Field Goal Attempts | Free Throws | Free Throw Attempts | Rebounds | Assists | Steals | Blocks | Turnovers | Personal Fouls |
|--------------|-----------|----------|------------|-----------|-------------|---------------------|---------------------|-----------------------------|-------------|---------------------|-----------|----------|----------|----------|-----------|----------------|
| 2000-01 | 18 | 1 | 100 | 15 | 10 | 20 | 1 | 3 | 10 | 15 | 10 | 5 | 1 | 0 | 10 | 10 |
| Total | 18 | 1 | 100 | 15 | 10 | 20 | 1 | 3 | 10 | 15 | 10 | 5 | 1 | 0 | 10 | 10 |

MEET THE BADGERS



Owens' Career Stats

Overall


| Year | G-GS | MIN | FG-FGA | PCT | 3P-3PA | PCT | FT-FTA | PCT | O-D | REB | AVG | PF-D | AT | TO | BK | ST | PTS | AVG |
|---------|------|--------|--------|------|--------|------|--------|------|-----|-----|-----|------|----|----|----|----|-----|-----|
| 2000-01 | 18-0 | 69-3.8 | 5-12 | .417 | 1-4 | .250 | 7-12 | .583 | 1-2 | 3 | 0.2 | 10-0 | 5 | 5 | 0 | 1 | 18 | 1.0 |
| Totals | 18-0 | 69-3.8 | 5-12 | .417 | 1-4 | .250 | 7-12 | .583 | 1-2 | 3 | 0.2 | 10-0 | 5 | 5 | 0 | 1 | 18 | 1.0 |

Big Ten Games Only

| Year | G-GS | MIN | FG-FGA | PCT | 3P-3PA | PCT | FT-FTA | PCT | O-D | REB | AVG | PF-D | AT | TO | BK | ST | PTS | AVG |
|--------|------|--------|--------|------|--------|------|--------|------|-----|-----|-----|------|----|----|----|----|-----|-----|
| 2001 | 10-0 | 27-2.7 | 2-6 | .333 | 0-1 | .000 | 0-1 | .000 | 0-2 | 2 | 0.2 | 2-0 | 1 | 3 | 0 | 0 | 4 | 0.4 |
| Totals | 10-0 | 27-2.7 | 2-6 | .333 | 0-1 | .000 | 0-1 | .000 | 0-2 | 2 | 0.2 | 2-0 | 1 | 3 | 0 | 0 | 4 | 0.4 |

Freshman Forward Deandre Buchanan

6-5, 190, Verona, Wis. (Verona)



High School

Averaged 17 points, eight rebounds and three blocked shots as a senior at Verona High School ... was an honorable mention all-state selection as well as a first-team all-area and all-conference choice ... team MVP as a senior, leading Verona to the sectional semifinals ... also named first-team all-area and all-conference as a junior when he averaged 17 points and nine


rebounds a game ... scored 10 points per game and averaged five rebounds as a sophomore ... honorable mention all-conference that season.

Personal

Born July 23, 1983 in Chicago, Ill. ... mother's name is Felicia Brown ... oldest of four children ... major is undecided.

Freshman Guard Clayton Hanson

6-5, 185, Reedsburg, Wis. (Reedsburg)



High School

Named *The Capital Times* player of the year after averaging 28.7 points and 8.6 rebounds as a senior ... also named the *Wisconsin State Journal* all-Area player of the year and second-team A.P. all-state ... finished as Reedsburg's career scoring leader with 1,751 points ... career scoring average of 20.1 points per game is also tops in school history ... three-time

unanimous first-team all-South Central Conference selection ... averaged 23 points and seven rebounds a game as a junior, earning honorable mention all-state honors ... was also an honorable mention all-state selection as a sophomore when he averaged 17 points per contest ... earned two varsity letters in football as well ... attended same high school as UW director of basketball operations Saul Phillips.

Personal


Born Oct. 18, 1982 in Reedsburg, Wis. ... parents are Michael and Karen Hanson ... youngest of three children ... major is undecided.

Owens Career Stats

| Year | GP | PTS | REB | AST | BLK | STL | FT | 3PT | FG | PCT | REB | AST | BLK | STL | FT | 3PT | FG | PCT | Avg |
|--------------|-----------|-------------|-------------|------------|------------|------------|------------|------------|------------|------------|------------|------------|------------|------------|------------|------------|------------|------------|------------|
| 2001 | 18 | 18.0 | 8.3 | 2.8 | 0.0 | 1.0 | 1.0 | 1.0 | 1.0 | 1.0 | 1.0 | 1.0 | 1.0 | 1.0 | 1.0 | 1.0 | 1.0 | 1.0 | 1.0 |
| 2002 | 18 | 18.0 | 8.3 | 2.8 | 0.0 | 1.0 | 1.0 | 1.0 | 1.0 | 1.0 | 1.0 | 1.0 | 1.0 | 1.0 | 1.0 | 1.0 | 1.0 | 1.0 | 1.0 |
| Total | 36 | 36.0 | 16.6 | 5.6 | 0.0 | 2.0 | 2.0 | 2.0 | 2.0 | 2.0 | 2.0 | 2.0 | 2.0 | 2.0 | 2.0 | 2.0 | 2.0 | 2.0 | 1.0 |

Freshman Guard Devin Harris

6-3, 185, Milwaukee, Wis. (Wauwatosa East)



High School

Named Wisconsin state player of the year by the Associated Press after leading Wauwatosa East to a 21-1 overall record as a senior ... averaged 25.3 points, 5.2 assists, 4.0 rebounds and 4.1 steals per game, earning Mr. Basketball honors from the *Milwaukee Journal Sentinel* and the Wisconsin Basketball Coaches Association ... honorable mention all-state selection


as a junior when he averaged 14.1 points and 6.3 assists per game ... led team to a 21-3 record ... played one year of volleyball and was named first-team all-conference.

Personal

Born Feb. 27, 1983 in Milwaukee, Wis. ... parents are Terry and Julie Harris ... has one brother (Bruce, 21) and one sister (Tanisha, 16) ... prep teammate of Marquette's Scott Merritt ... major is undecided.

Freshman Forward Andreas Helmigk

6-9, 230, Klagenfurt, Austria



Prior to Wisconsin

Member of the Austrian National Team ... played for Worthersee Piraten in the first division of the Austrian league, averaging 11 points and six rebounds despite playing just the second and third quarters due to his amateur status.

Personal


Born Dec. 10, 1979 in Klagenfurt, Austria ... parents are Heiner and Magola Helmigk ... older brother played professional soccer in Europe ... major is undecided.

| Year | GP | MP | FG | 3PT | FT | ORB | DRB | TRB | AST | STL | BLK | PTS |
|----------------------|----|-----|----|-----|----|-----|-----|-----|-----|-----|-----|-----|
| 2000-01 | 30 | 141 | 67 | 13 | 52 | 2 | 1 | 3 | 0 | 2 | 0 | 2 |
| at Missouri | 1 | 14 | 0 | 0 | 0 | 0 | 0 | 0 | 0 | 0 | 0 | 0 |
| at Syracuse | 5 | 40 | 10 | 1 | 12 | 0 | 0 | 0 | 0 | 0 | 0 | 1 |
| at State | 1 | 13 | 0 | 0 | 0 | 0 | 0 | 0 | 0 | 0 | 0 | 0 |
| at UW-Madison | 7 | 25 | 6 | 0 | 13 | 0 | 0 | 0 | 0 | 0 | 0 | 1 |
| at Wake Forest | 6 | 14 | 0 | 0 | 0 | 0 | 0 | 0 | 0 | 0 | 0 | 0 |
| Florida Inst. | 21 | 23 | 0 | 0 | 0 | 0 | 0 | 0 | 0 | 0 | 0 | 0 |
| Texas | 16 | 24 | 2 | 0 | 10 | 0 | 0 | 0 | 0 | 0 | 0 | 0 |
| UW-Green Bay | 18 | 13 | 0 | 0 | 0 | 0 | 0 | 0 | 0 | 0 | 0 | 0 |
| at Seattle Pacific | 1 | 14 | 0 | 0 | 0 | 0 | 0 | 0 | 0 | 0 | 0 | 0 |
| at Northern Illinois | 29 | 44 | 9 | 0 | 17 | 0 | 0 | 0 | 0 | 0 | 0 | 0 |
| Marquette | 30 | 26 | 2 | 0 | 14 | 0 | 0 | 0 | 0 | 0 | 0 | 0 |
| Temple | 8 | 16 | 0 | 0 | 10 | 0 | 0 | 0 | 0 | 0 | 0 | 0 |
| at Indiana | 10 | 13 | 0 | 0 | 0 | 0 | 0 | 0 | 0 | 0 | 0 | 0 |
| Illinois | 18 | 13 | 0 | 0 | 2 | 0 | 0 | 0 | 0 | 0 | 0 | 0 |
| Ohio State | 4 | 12 | 0 | 0 | 0 | 0 | 0 | 0 | 0 | 0 | 0 | 0 |
| at Purdue | 1 | 11 | 0 | 0 | 0 | 0 | 0 | 0 | 0 | 0 | 0 | 0 |
| at Penn State | 14 | 25 | 0 | 0 | 0 | 0 | 0 | 0 | 0 | 0 | 0 | 0 |
| Minnesota | 18 | 22 | 0 | 0 | 0 | 0 | 0 | 0 | 0 | 0 | 0 | 0 |
| Purdue | 18 | 13 | 0 | 0 | 0 | 0 | 0 | 0 | 0 | 0 | 0 | 0 |
| Iowa | 1 | 14 | 0 | 0 | 0 | 0 | 0 | 0 | 0 | 0 | 0 | 0 |
| At Ohio State | 6 | 15 | 0 | 0 | 0 | 0 | 0 | 0 | 0 | 0 | 0 | 0 |
| at Minnesota | 15 | 13 | 0 | 0 | 0 | 0 | 0 | 0 | 0 | 0 | 0 | 0 |
| Michigan State | 18 | 11 | 0 | 0 | 0 | 0 | 0 | 0 | 0 | 0 | 0 | 0 |
| Michigan | 13 | 12 | 0 | 0 | 0 | 0 | 0 | 0 | 0 | 0 | 0 | 0 |
| at Michigan State | 7 | 12 | 0 | 0 | 0 | 0 | 0 | 0 | 0 | 0 | 0 | 0 |

| Year | GP | MP | FG | 3PT | FT | ORB | DRB | TRB | AST | STL | BLK | PTS |
|--------------------|-----|----|----|-----|----|-----|-----|-----|-----|-----|-----|-----|
| 2000-01 | 18 | 16 | 1 | 0 | 0 | 0 | 0 | 0 | 0 | 0 | 0 | 0 |
| at Northwestern | 1 | 11 | 0 | 0 | 0 | 0 | 0 | 0 | 0 | 0 | 0 | 0 |
| Utah | 1 | 10 | 0 | 0 | 0 | 0 | 0 | 0 | 0 | 0 | 0 | 0 |
| at Northwestern | 21 | 13 | 0 | 0 | 0 | 0 | 0 | 0 | 0 | 0 | 0 | 0 |
| vs. Purdue | 1 | 10 | 0 | 0 | 0 | 0 | 0 | 0 | 0 | 0 | 0 | 0 |
| vs. Michigan State | 4 | 10 | 0 | 0 | 0 | 0 | 0 | 0 | 0 | 0 | 0 | 0 |
| at Fresno State | 2 | 10 | 0 | 0 | 0 | 0 | 0 | 0 | 0 | 0 | 0 | 0 |
| vs. Arizona | 18 | 12 | 0 | 0 | 0 | 0 | 0 | 0 | 0 | 0 | 0 | 0 |
| at LSU | 1 | 11 | 0 | 0 | 0 | 0 | 0 | 0 | 0 | 0 | 0 | 0 |
| at Purdue | 6 | 10 | 0 | 0 | 0 | 0 | 0 | 0 | 0 | 0 | 0 | 0 |
| vs. Michigan State | 11 | 14 | 0 | 0 | 0 | 0 | 0 | 0 | 0 | 0 | 0 | 0 |
| 2001-02 | 18 | 16 | 1 | 0 | 0 | 0 | 0 | 0 | 0 | 0 | 0 | 0 |
| at Tennessee | DNP | | | | | | | | | | | |
| Northern Illinois | DNP | | | | | | | | | | | |
| vs. Maryland | DNP | | | | | | | | | | | |
| Xavier | DNP | | | | | | | | | | | |
| at UW-Green Bay | DNP | | | | | | | | | | | |
| Ohio | DNP | | | | | | | | | | | |
| at Temple | DNP | | | | | | | | | | | |
| UW-Madison | DNP | | | | | | | | | | | |
| at Marquette | 13 | 11 | 0 | 0 | 0 | 0 | 0 | 0 | 0 | 0 | 0 | 0 |
| South Florida | 2 | 12 | 0 | 0 | 0 | 0 | 0 | 0 | 0 | 0 | 0 | 0 |
| Indiana | 7 | 11 | 0 | 0 | 0 | 0 | 0 | 0 | 0 | 0 | 0 | 0 |
| at Minnesota | 11 | 14 | 0 | 0 | 0 | 0 | 0 | 0 | 0 | 0 | 0 | 0 |

Freshman Guard/Forward Neil Plank

6-5, 200, Mt. Zion, Ill. (Mt. Zion)



High School

Named Macon County player of the year by the *Decatur Herald & Review* after averaging 18 points and six rebounds for Mt. Zion High ... led the Braves to an undefeated conference season and their first-ever trip to the Class AA super-sectionals ... first-team all-state selection by the Illinois Basketball Coaches Association and *Chicago Sun-Times* ... scored 41 points,


including six three-pointers, in the *Decatur Herald & Review* Boys all-star game ... also named Macon County Player of the Year as a junior, when he averaged 13 points and six rebounds, leading Mt. Zion to an undefeated conference season ... averaged 16 points and five rebounds as a sophomore, earning all-conference honors.

Personal

Born June 16, 1983 in Decatur, Ill. ... parents are Bill and Diane Plank ... has an older brother, Brian (24) ... lifelong teammates of Matt McCollom (freshman at Ball State) and Jake Sans (freshman at Indiana State) ... major is undecided.

Freshman Forward Mike Wilkinson

6-8, 205, Blue Mound, Wis. (Wis. Heights)



2000-01

Sat out season as a redshirt.

High School

Named Mr. Basketball in Wisconsin as a senior ... state player of the year by the *Wisconsin State Journal* ... three-time first-team all-conference selection ... Wisconsin Heights was 19-4 and won league title as he averaged 28.6 points and 12.1 rebounds while shooting 61 per-

cent from the field and 74 percent from the free throw line ... as a junior he led team to regional title and 21-4 mark while averaging 20.4 points and 10.6 rebounds and shooting 55 percent from the floor and 73 percent from the free throw line ... team won regional championship his sophomore year as he averaged 14.9 points and 9.3 rebounds.

Personal

Born Oct. 1, 1981 in Sauk Prairie, Wis. ... parents are Margaret and Kendall Wilkinson ... oldest of five Wilkinson children ... father played basketball at UW-Richland ... prep teammate Travis Haack plays at UW-Stout ... major is agricultural business.

Career Game-by-Game Stats


TRAVON DAVIS

1998-99

| Opp. | MP | FG-A | 3FG-A | FT-A | O-D-T | A | TO | B | S | TP |
|-------------------|-----|------|-------|------|-------|---|----|---|---|----|
| Loyola | 11 | 1-4 | 1-2 | 0-1 | 0-2-2 | 2 | 1 | 0 | 1 | 3 |
| UW-Milwaukee | 1 | 0-0 | 0-0 | 1-4 | 0-1-1 | 0 | 0 | 0 | 0 | 1 |
| New Mexico St. | DNP | | | | | | | | | |
| Virginia | DNP | | | | | | | | | |
| Nebraska | 3 | 1-3 | 1-1 | 2-2 | 0-0-0 | 0 | 0 | 0 | 0 | 5 |
| at Rhode Island | DNP | | | | | | | | | |
| Northern Illinois | 7 | 0-2 | 0-1 | 0-1 | 0-0-0 | 1 | 1 | 0 | 0 | 0 |
| at Illinois State | 1 | 0-1 | 0-0 | 0-1 | 0-0-0 | 0 | 1 | 0 | 0 | 0 |
| at Temple | DNP | | | | | | | | | |
| Pepperdine | DNP | | | | | | | | | |
| at Texas | DNP | | | | | | | | | |
| at Marquette | 2 | 0-0 | 0-0 | 0-1 | 0-1-1 | 0 | 0 | 0 | 0 | 0 |
| Fresno State | 1 | 0-0 | 0-0 | 0-0 | 0-1-1 | 0 | 0 | 0 | 0 | 0 |
| at Michigan | DNP | | | | | | | | | |
| Ohio State | DNP | | | | | | | | | |
| Michigan State | DNP | | | | | | | | | |
| Purdue | DNP | | | | | | | | | |
| at Penn State | DNP | | | | | | | | | |
| at Northwestern | DNP | | | | | | | | | |
| Illinois | 5 | 0-0 | 0-0 | 2-2 | 0-0-0 | 0 | 2 | 0 | 0 | 2 |
| at Iowa | 1 | 0-0 | 0-0 | 0-0 | 0-1-1 | 0 | 0 | 0 | 0 | 0 |
| Minnesota | DNP | | | | | | | | | |
| at Indiana | DNP | | | | | | | | | |
| at Illinois | DNP | | | | | | | | | |
| Northwestern | DNP | | | | | | | | | |
| Penn State | DNP | | | | | | | | | |
| at Michigan State | DNP | | | | | | | | | |
| at Ohio State | DNP | | | | | | | | | |
| Michigan | 1 | 0-0 | 0-0 | 0-0 | 0-1-1 | 1 | 0 | 0 | 0 | 0 |
| Iowa | DNP | | | | | | | | | |
| Michigan State | 1 | 0-0 | 0-0 | 0-0 | 0-0-0 | 1 | 0 | 0 | 0 | 0 |
| SW Missouri St. | 3 | 0-2 | 0-0 | 2-2 | 0-0-0 | 1 | 0 | 0 | 0 | 2 |

1999-2000

| Opp. | MP | FG-A | 3FG-A | FT-A | O-D-T | A | TO | B | S | TP |
|-----------------------|----|------|-------|------|-------|---|----|---|---|----|
| vs. Missouri | 16 | 1-4 | 0-1 | 1-3 | 0-2-2 | 2 | 1 | 0 | 0 | 3 |
| at Syracuse | 5 | 0-0 | 0-0 | 1-2 | 0-1-1 | 0 | 2 | 0 | 0 | 1 |
| Ball State | 13 | 1-3 | 0-1 | 3-4 | 0-3-3 | 2 | 1 | 0 | 0 | 5 |
| at UW-Milwaukee | 7 | 0-2 | 0-0 | 1-2 | 0-0-0 | 0 | 1 | 0 | 0 | 1 |
| at Wake Forest | 6 | 1-4 | 0-0 | 0-0 | 1-0-1 | 1 | 0 | 0 | 0 | 2 |
| Rhode Island | 21 | 2-6 | 0-1 | 0-0 | 0-3-3 | 2 | 2 | 0 | 0 | 4 |
| Texas | 18 | 3-4 | 2-3 | 1-1 | 0-0-0 | 4 | 0 | 0 | 0 | 9 |
| UW-Green Bay | 19 | 1-3 | 0-1 | 0-0 | 0-1-1 | 1 | 1 | 0 | 1 | 2 |
| at South Florida | 1 | 0-0 | 0-0 | 0-0 | 0-0-0 | 0 | 1 | 0 | 0 | 0 |
| at Northern Illinois* | 20 | 4-6 | 0-2 | 0-0 | 0-1-1 | 0 | 1 | 0 | 1 | 8 |
| Marquette | 20 | 3-6 | 0-2 | 1-5 | 0-4-4 | 3 | 1 | 0 | 3 | 7 |
| Temple | 8 | 0-0 | 0-0 | 0-0 | 0-1-1 | 1 | 0 | 0 | 0 | 0 |
| at Indiana | 10 | 1-3 | 0-0 | 0-2 | 0-0-0 | 1 | 2 | 0 | 0 | 2 |
| Illinois | 10 | 0-3 | 0-1 | 2-2 | 0-2-2 | 0 | 2 | 0 | 0 | 2 |
| Ohio State | 5 | 0-2 | 0-0 | 0-0 | 1-1-2 | 1 | 1 | 0 | 1 | 0 |
| at Purdue | 11 | 1-1 | 0-0 | 0-0 | 0-1-1 | 3 | 1 | 0 | 0 | 2 |
| at Penn State | 14 | 2-5 | 0-2 | 0-1 | 1-3-4 | 2 | 2 | 0 | 1 | 4 |
| Minnesota | 10 | 0-2 | 0-1 | 1-2 | 0-4-4 | 2 | 0 | 0 | 0 | 1 |
| Purdue | 19 | 1-3 | 0-0 | 0-0 | 0-3-3 | 3 | 1 | 0 | 1 | 2 |
| Iowa | 9 | 0-0 | 0-0 | 0-0 | 0-1-1 | 2 | 0 | 0 | 0 | 0 |
| at Ohio State | 6 | 0-0 | 0-0 | 0-0 | 0-0-0 | 0 | 0 | 0 | 0 | 0 |
| at Minnesota | 15 | 1-3 | 0-0 | 0-1 | 0-1-1 | 2 | 4 | 0 | 1 | 2 |
| Michigan State | 3 | 0-1 | 0-1 | 0-0 | 0-1-1 | 0 | 0 | 0 | 0 | 0 |
| Michigan | 13 | 1-2 | 0-0 | 2-6 | 0-4-4 | 3 | 2 | 0 | 0 | 4 |
| at Michigan State | 7 | 1-2 | 0-0 | 0-0 | 1-3-4 | 0 | 0 | 0 | 0 | 2 |



Travon Davis

| | | | | | | | | | | |
|--------------------|----|-----|-----|-----|-------|---|---|---|---|---|
| at Iowa | 4 | 0-1 | 0-0 | 1-2 | 1-0-1 | 0 | 1 | 0 | 1 | 1 |
| at Northwestern | 5 | 1-1 | 0-0 | 0-0 | 0-0-0 | 1 | 0 | 0 | 0 | 2 |
| Indiana | 1 | 0-0 | 0-0 | 0-0 | 0-0-0 | 1 | 1 | 0 | 0 | 0 |
| vs. Northwestern | 21 | 1-1 | 0-0 | 0-2 | 0-3-3 | 4 | 1 | 0 | 3 | 2 |
| vs. Purdue | 5 | 0-2 | 0-0 | 0-0 | 0-0-0 | 0 | 2 | 0 | 0 | 0 |
| vs. Michigan State | 4 | 0-0 | 0-0 | 0-0 | 0-0-0 | 1 | 0 | 0 | 0 | 0 |
| vs. Fresno State | 2 | 0-0 | 0-0 | 0-0 | 0-0-0 | 1 | 0 | 0 | 0 | 0 |
| vs. Arizona | 16 | 1-1 | 0-0 | 1-1 | 1-2-3 | 0 | 2 | 0 | 0 | 3 |
| vs. LSU | 5 | 0-1 | 0-0 | 2-2 | 0-0-0 | 1 | 1 | 0 | 0 | 2 |
| vs. Purdue | 6 | 0-0 | 0-0 | 0-0 | 0-1-1 | 0 | 1 | 0 | 0 | 0 |
| vs. Michigan State | 10 | 1-1 | 1-1 | 1-2 | 0-2-2 | 1 | 0 | 0 | 0 | 4 |

2000-01

| Opp. | MP | FG-A | 3FG-A | FT-A | O-D-T | A | TO | B | S | TP |
|-------------------|-----|------|-------|------|-------|---|----|---|---|----|
| at Tennessee | DNP | | | | | | | | | |
| Northern Illinois | DNP | | | | | | | | | |
| vs. Maryland | DNP | | | | | | | | | |
| Xavier | DNP | | | | | | | | | |
| at UW-Green Bay | DNP | | | | | | | | | |
| Ohio | DNP | | | | | | | | | |
| at Temple | DNP | | | | | | | | | |
| UW-Milwaukee | DNP | | | | | | | | | |
| at Marquette | 13 | 1-1 | 0-0 | 2-2 | 0-1-1 | 0 | 1 | 0 | 0 | 4 |
| South Florida | 9 | 0-2 | 0-0 | 0-0 | 0-0-0 | 2 | 1 | 0 | 0 | 0 |
| Indiana | 7 | 1-2 | 0-0 | 0-0 | 0-0-0 | 0 | 0 | 0 | 0 | 2 |
| at Minnesota | 13 | 1-4 | 0-1 | 1-2 | 0-2-2 | 1 | 0 | 0 | 3 | 3 |

Career Game-by-Game Stats (cont.)



Dave Mader

| | | | | | | | | | | |
|-------------------|----|-----|-----|-----|-------|---|---|---|---|---|
| at Purdue | 17 | 2-6 | 0-2 | 0-0 | 0-1-1 | 3 | 1 | 0 | 0 | 4 |
| at Michigan State | 8 | 0-0 | 0-0 | 0-0 | 0-0-0 | 1 | 1 | 0 | 1 | 0 |
| Iowa | 22 | 1-2 | 0-1 | 2-6 | 0-1-1 | 4 | 0 | 0 | 3 | 4 |
| Ohio State | 17 | 0-1 | 0-1 | 2-4 | 0-2-2 | 1 | 2 | 0 | 0 | 2 |
| Penn State | 10 | 0-2 | 0-0 | 0-0 | 0-2-2 | 0 | 0 | 0 | 0 | 0 |
| Butler | 19 | 2-3 | 0-0 | 4-4 | 0-2-2 | 1 | 4 | 0 | 0 | 8 |
| at Michigan | 7 | 0-0 | 0-0 | 0-0 | 0-0-0 | 1 | 0 | 0 | 0 | 0 |
| Purdue | 25 | 1-4 | 0-0 | 1-2 | 0-4-4 | 6 | 2 | 0 | 0 | 3 |
| at Ohio State | 5 | 0-0 | 0-0 | 0-0 | 0-1-1 | 1 | 0 | 0 | 0 | 0 |
| at Illinois | 10 | 0-1 | 0-0 | 0-1 | 0-1-1 | 1 | 0 | 0 | 0 | 0 |
| Northwestern | 16 | 2-3 | 0-1 | 1-4 | 1-4-5 | 1 | 0 | 0 | 0 | 5 |
| Minnesota | 11 | 1-3 | 0-0 | 1-1 | 1-2-3 | 1 | 0 | 0 | 0 | 3 |
| at Indiana | 9 | 0-2 | 0-1 | 2-2 | 0-1-1 | 0 | 1 | 0 | 0 | 2 |
| Michigan State | 2 | 0-0 | 0-0 | 0-0 | 0-0-0 | 0 | 1 | 0 | 0 | 0 |
| at Iowa | 10 | 0-3 | 0-0 | 1-2 | 1-1-2 | 0 | 0 | 0 | 0 | 1 |
| vs. Indiana | 13 | 1-2 | 0-0 | 0-0 | 0-2-2 | 3 | 3 | 0 | 0 | 2 |
| vs. Georgia State | 16 | 2-5 | 0-1 | 0-0 | 0-3-3 | 1 | 3 | 0 | 1 | 4 |

DAVE MADER

2000-01

| Opp. | MP | FG-A | 3FG-A | FT-A | O-D-T | A | TO | B | S | TP |
|-------------------|-----|------|-------|------|-------|---|----|---|---|----|
| at Tennessee | DNP | | | | | | | | | |
| Northern Illinois | 10 | 3-5 | 0-0 | 1-2 | 6-2-8 | 2 | 1 | 1 | 0 | 7 |
| vs. Maryland | 9 | 0-2 | 0-0 | 0-0 | 2-3-5 | 0 | 1 | 0 | 0 | 0 |
| Xavier | 6 | 0-1 | 0-0 | 0-0 | 0-1-1 | 0 | 0 | 0 | 0 | 0 |
| at UW-Green Bay | 2 | 0-0 | 0-0 | 0-0 | 0-1-1 | 0 | 1 | 0 | 0 | 0 |

| | | | | | | | | | | |
|-------------------|-----|-----|-----|-----|-------|---|---|---|---|---|
| Ohio | 7 | 1-1 | 0-0 | 2-2 | 1-0-1 | 0 | 0 | 0 | 0 | 4 |
| at Temple | DNP | | | | | | | | | |
| UW-Milwaukee | DNP | | | | | | | | | |
| at Marquette | DNP | | | | | | | | | |
| South Florida | 1 | 0-0 | 0-0 | 0-0 | 0-0-0 | 0 | 0 | 0 | 0 | 0 |
| Indiana | 2 | 1-2 | 0-0 | 1-2 | 0-0-0 | 0 | 0 | 0 | 0 | 3 |
| at Minnesota | DNP | | | | | | | | | |
| at Purdue | DNP | | | | | | | | | |
| at Michigan State | 4 | 0-0 | 0-0 | 0-0 | 0-0-0 | 0 | 1 | 0 | 0 | 0 |
| Iowa | 2 | 0-0 | 0-0 | 0-0 | 0-0-0 | 0 | 0 | 0 | 0 | 0 |
| Ohio State | 8 | 0-0 | 0-0 | 2-2 | 0-1-1 | 0 | 0 | 0 | 0 | 2 |
| Penn State | 3 | 0-2 | 0-0 | 0-0 | 1-2-3 | 0 | 0 | 0 | 0 | 0 |
| Butler | 4 | 0-0 | 0-0 | 0-0 | 0-1-1 | 1 | 0 | 1 | 0 | 0 |
| at Michigan | 1 | 0-0 | 0-0 | 0-0 | 0-0-0 | 0 | 0 | 0 | 0 | 0 |
| Purdue | 1 | 0-1 | 0-0 | 0-0 | 0-0-0 | 0 | 0 | 0 | 0 | 0 |
| at Ohio State | DNP | | | | | | | | | |
| at Illinois | 8 | 0-0 | 0-0 | 0-0 | 0-0-0 | 0 | 1 | 1 | 0 | 0 |
| Northwestern | 11 | 1-2 | 0-0 | 0-0 | 0-4-4 | 0 | 0 | 0 | 0 | 2 |
| Minnesota | DNP | | | | | | | | | |
| at Indiana | 3 | 0-2 | 0-0 | 0-0 | 1-1-2 | 0 | 0 | 0 | 0 | 0 |
| Michigan State | DNP | | | | | | | | | |
| at Iowa | DNP | | | | | | | | | |
| vs. Indiana | DNP | | | | | | | | | |
| vs. Georgia State | DNP | | | | | | | | | |

FREDDIE OWENS

2000-01


| Opp. | MP | FG-A | 3FG-A | FT-A | O-D-T | A | TO | B | S | TP |
|-------------------|-----|------|-------|------|-------|---|----|---|---|----|
| at Tennessee | 8 | 1-1 | 1-1 | 2-2 | 1-0-1 | 1 | 0 | 0 | 0 | 5 |
| Northern Illinois | 4 | 1-3 | 0-1 | 0-0 | 0-0-0 | 1 | 0 | 0 | 0 | 2 |
| vs. Maryland | DNP | | | | | | | | | |
| Xavier | 6 | 0-0 | 0-0 | 0-0 | 0-0-0 | 0 | 2 | 0 | 1 | 0 |
| at UW-Green Bay | 3 | 0-0 | 0-0 | 0-0 | 0-0-0 | 1 | 0 | 0 | 0 | 0 |
| Ohio | 13 | 1-2 | 0-1 | 4-7 | 0-0-0 | 1 | 0 | 0 | 0 | 6 |
| at Temple | DNP | | | | | | | | | |
| UW-Milwaukee | 7 | 0-0 | 0-0 | 1-2 | 0-0-0 | 0 | 0 | 0 | 0 | 1 |
| at Marquette | 1 | 0-0 | 0-0 | 0-0 | 0-0-0 | 0 | 0 | 0 | 0 | 0 |
| South Florida | DNP | | | | | | | | | |
| Indiana | DNP | | | | | | | | | |
| at Minnesota | 1 | 0-0 | 0-0 | 0-0 | 0-0-0 | 0 | 0 | 0 | 0 | 0 |
| at Purdue | 1 | 0-0 | 0-0 | 0-0 | 0-0-0 | 0 | 0 | 0 | 0 | 0 |
| at Michigan State | 2 | 0-1 | 0-1 | 0-0 | 0-0-0 | 0 | 0 | 0 | 0 | 0 |
| Iowa | 1 | 0-0 | 0-0 | 0-0 | 0-0-0 | 0 | 0 | 0 | 0 | 0 |
| Ohio State | 1 | 0-0 | 0-0 | 0-0 | 0-0-0 | 0 | 1 | 0 | 0 | 0 |
| Penn State | DNP | | | | | | | | | |
| Butler | 1 | 0-0 | 0-0 | 0-0 | 0-0-0 | 0 | 0 | 0 | 0 | 0 |
| at Michigan | 1 | 0-0 | 0-0 | 0-0 | 0-0-0 | 1 | 0 | 0 | 0 | 0 |
| Purdue | 3 | 0-0 | 0-0 | 0-1 | 0-1-1 | 0 | 0 | 0 | 0 | 0 |
| at Ohio State | DNP | | | | | | | | | |
| at Illinois | DNP | | | | | | | | | |
| Northwestern | 10 | 2-3 | 0-0 | 0-0 | 0-1-1 | 0 | 0 | 0 | 0 | 4 |
| Minnesota | 4 | 0-1 | 0-0 | 0-0 | 0-0-0 | 0 | 2 | 0 | 0 | 0 |
| at Indiana | 3 | 0-1 | 0-0 | 0-0 | 0-0-0 | 0 | 0 | 0 | 0 | 0 |
| Michigan State | DNP | | | | | | | | | |
| at Iowa | DNP | | | | | | | | | |
| vs. Indiana | DNP | | | | | | | | | |
| vs. Georgia State | DNP | | | | | | | | | |

Career Game-by-Game Stats (cont.)

KIRK PENNEY

1999-00

| Opp. | MP | FG-A | 3FG-A | FT-A | O-D-T | A | TO | B | S | TP |
|----------------------|-----|------|-------|------|-------|---|----|---|---|----|
| vs. Missouri | DNP | | | | | | | | | |
| at Syracuse | 7 | 0-2 | 0-2 | 0-0 | 0-0-0 | 0 | 1 | 0 | 0 | 0 |
| Ball State | 2 | 0-0 | 0-0 | 0-0 | 0-0-0 | 0 | 1 | 0 | 0 | 0 |
| at UW-Milwaukee | 3 | 0-0 | 0-0 | 2-2 | 0-0-0 | 1 | 0 | 0 | 0 | 2 |
| at Wake Forest | 3 | 1-1 | 1-1 | 0-0 | 0-0-0 | 0 | 0 | 0 | 0 | 3 |
| Rhode Island | 13 | 3-6 | 2-3 | 0-0 | 1-1-2 | 1 | 0 | 0 | 0 | 8 |
| Texas | 17 | 2-5 | 1-2 | 0-0 | 0-3-3 | 0 | 2 | 0 | 1 | 5 |
| UW-Green Bay | 13 | 2-4 | 2-3 | 0-0 | 0-0-0 | 1 | 1 | 0 | 0 | 6 |
| at South Florida | 10 | 0-3 | 0-0 | 0-0 | 0-3-3 | 0 | 1 | 0 | 0 | 0 |
| at Northern Illinois | 6 | 0-2 | 0-1 | 0-2 | 0-0-0 | 0 | 0 | 0 | 0 | 0 |
| Marquette | 4 | 0-0 | 0-0 | 0-0 | 0-0-0 | 1 | 0 | 0 | 0 | 0 |
| Temple | 1 | 0-0 | 0-0 | 0-0 | 0-0-0 | 0 | 1 | 0 | 0 | 0 |
| at Indiana | 27 | 2-7 | 1-6 | 0-0 | 0-4-4 | 2 | 4 | 0 | 0 | 5 |
| Illinois | 11 | 0-2 | 0-2 | 0-0 | 0-0-0 | 2 | 0 | 0 | 0 | 0 |
| Ohio State | 28 | 4-11 | 3-5 | 1-1 | 1-2-3 | 1 | 0 | 0 | 1 | 12 |
| at Purdue* | 37 | 7-14 | 2-7 | 1-1 | 0-3-3 | 1 | 2 | 0 | 0 | 17 |
| at Penn State* | 29 | 3-11 | 1-7 | 2-2 | 1-2-3 | 4 | 2 | 0 | 1 | 9 |
| Minnesota* | 29 | 3-8 | 1-4 | 1-1 | 0-2-2 | 5 | 4 | 1 | 1 | 8 |
| Purdue* | 29 | 2-7 | 1-4 | 0-0 | 0-2-2 | 2 | 6 | 0 | 0 | 5 |
| Iowa* | 31 | 2-9 | 1-4 | 6-8 | 0-5-5 | 2 | 2 | 0 | 2 | 11 |
| at Ohio State* | 20 | 4-8 | 0-2 | 1-2 | 1-1-2 | 1 | 3 | 0 | 0 | 9 |
| at Minnesota | 13 | 0-1 | 0-1 | 0-0 | 0-4-4 | 1 | 3 | 0 | 0 | 0 |



Kirk Penney

| | | | | | | | | | | |
|--------------------|-----|-----|-----|-----|-------|---|---|---|---|---|
| Michigan State | 12 | 1-6 | 0-3 | 0-0 | 0-1-1 | 0 | 2 | 0 | 0 | 2 |
| Michigan | 1 | 0-1 | 0-0 | 0-0 | 0-0-0 | 0 | 0 | 0 | 0 | 0 |
| at Michigan State | 4 | 0-0 | 0-0 | 0-0 | 0-0-0 | 0 | 1 | 0 | 0 | 0 |
| at Iowa | 2 | 0-2 | 0-2 | 0-0 | 0-0-0 | 0 | 0 | 0 | 0 | 0 |
| at Northwestern | 12 | 2-5 | 1-2 | 0-0 | 0-2-2 | 0 | 1 | 0 | 1 | 5 |
| Indiana | DNP | | | | | | | | | |
| vs. Northwestern | 7 | 0-1 | 0-1 | 0-0 | 0-1-1 | 1 | 3 | 0 | 0 | 0 |
| vs. Purdue | 16 | 2-4 | 2-4 | 0-0 | 1-2-3 | 3 | 0 | 0 | 0 | 6 |
| vs. Michigan State | 9 | 1-2 | 1-2 | 0-0 | 0-1-1 | 0 | 1 | 0 | 0 | 3 |
| vs. Fresno State | 6 | 0-3 | 0-1 | 0-0 | 0-0-0 | 0 | 0 | 0 | 1 | 0 |
| vs. Arizona | 2 | 0-0 | 0-0 | 0-0 | 0-0-0 | 0 | 0 | 0 | 0 | 0 |
| vs. LSU | 12 | 2-6 | 1-4 | 0-0 | 1-1-2 | 0 | 0 | 0 | 0 | 5 |
| vs. Purdue | 3 | 0-1 | 0-1 | 0-0 | 0-0-0 | 0 | 1 | 0 | 0 | 0 |
| vs. Michigan State | 14 | 2-3 | 2-3 | 0-0 | 0-2-2 | 0 | 0 | 0 | 0 | 6 |

2000-01


| Opp. | MP | FG-A | 3FG-A | FT-A | O-D-T | A | TO | B | S | TP |
|--------------------|----|------|-------|------|-------|---|----|---|---|----|
| at Tennessee* | 33 | 0-13 | 0-9 | 0-0 | 4-2-6 | 0 | 1 | 1 | 0 | 0 |
| Northern Illinois* | 34 | 6-9 | 3-4 | 0-0 | 2-3-5 | 2 | 2 | 0 | 2 | 15 |
| vs. Maryland* | 37 | 6-15 | 4-11 | 2-4 | 1-1-2 | 1 | 2 | 0 | 1 | 18 |
| Xavier* | 34 | 9-13 | 4-5 | 2-2 | 0-3-3 | 2 | 2 | 0 | 0 | 24 |
| at UW-Green Bay* | 32 | 4-6 | 3-4 | 0-0 | 0-0-0 | 0 | 4 | 0 | 1 | 11 |
| Ohio* | 33 | 4-9 | 2-5 | 3-4 | 0-6-6 | 2 | 0 | 0 | 0 | 13 |
| at Temple* | 23 | 1-6 | 1-6 | 0-0 | 0-0-0 | 4 | 0 | 0 | 0 | 3 |
| UW-Milwaukee* | 23 | 1-6 | 1-2 | 1-2 | 1-4-5 | 0 | 3 | 0 | 0 | 4 |
| at Marquette* | 17 | 0-6 | 0-6 | 0-3 | 0-0-0 | 1 | 2 | 0 | 2 | 0 |
| South Florida* | 28 | 4-7 | 3-5 | 0-0 | 0-2-2 | 2 | 2 | 0 | 1 | 11 |
| Indiana* | 35 | 6-10 | 3-7 | 0-0 | 0-7-7 | 1 | 0 | 0 | 0 | 15 |
| at Minnesota* | 25 | 2-5 | 0-3 | 0-0 | 0-1-1 | 1 | 1 | 1 | 0 | 4 |
| at Purdue | 20 | 3-7 | 3-6 | 0-1 | 0-5-5 | 0 | 1 | 0 | 0 | 9 |
| at Michigan State | 19 | 2-5 | 2-3 | 0-1 | 0-1-1 | 0 | 1 | 0 | 0 | 6 |
| Iowa | 22 | 3-6 | 2-5 | 2-2 | 0-1-1 | 1 | 0 | 0 | 0 | 10 |
| Ohio State | 28 | 3-6 | 2-5 | 2-2 | 1-1-2 | 1 | 2 | 0 | 0 | 10 |
| Penn State | 21 | 3-7 | 1-4 | 0-0 | 0-2-2 | 1 | 2 | 1 | 0 | 7 |
| Butler | 22 | 3-5 | 3-4 | 0-0 | 0-4-4 | 0 | 0 | 1 | 0 | 9 |
| at Michigan* | 32 | 7-19 | 4-9 | 5-5 | 0-3-3 | 1 | 0 | 0 | 0 | 23 |
| Purdue* | 21 | 4-5 | 3-4 | 6-8 | 0-2-2 | 0 | 1 | 0 | 2 | 17 |
| at Ohio State* | 29 | 4-10 | 4-6 | 0-0 | 1-1-2 | 2 | 0 | 0 | 1 | 12 |
| at Illinois* | 32 | 5-7 | 4-6 | 4-7 | 0-4-4 | 0 | 2 | 0 | 0 | 18 |
| Northwestern* | 24 | 2-7 | 1-5 | 2-2 | 0-3-3 | 1 | 5 | 0 | 0 | 7 |
| Minnesota* | 36 | 7-11 | 5-9 | 2-2 | 0-5-5 | 2 | 0 | 0 | 2 | 21 |
| at Indiana* | 34 | 4-10 | 4-7 | 3-3 | 1-2-3 | 2 | 4 | 0 | 3 | 15 |
| Michigan State | 35 | 4-8 | 3-6 | 2-3 | 0-2-2 | 0 | 0 | 1 | 0 | 13 |
| at Iowa* | 37 | 6-11 | 3-7 | 2-2 | 0-0-0 | 2 | 2 | 0 | 1 | 17 |
| vs. Indiana* | 33 | 3-11 | 1-6 | 2-2 | 1-5-6 | 2 | 1 | 0 | 1 | 9 |
| vs. Georgia State* | 25 | 2-5 | 1-3 | 0-1 | 0-6-6 | 1 | 4 | 0 | 0 | 5 |

CHARLIE WILLS

1998-99

| Opp. | MP | FG-A | 3FG-A | FT-A | O-D-T | A | TO | B | S | TP |
|--------------------|----|------|-------|------|-------|---|----|---|---|----|
| Loyola | 13 | 1-3 | 0-0 | 0-0 | 2-2-4 | 0 | 1 | 1 | 0 | 2 |
| UW-Milwaukee | 13 | 2-3 | 0-0 | 0-0 | 2-1-3 | 0 | 0 | 0 | 1 | 4 |
| New Mexico St. | 18 | 0-0 | 0-0 | 3-3 | 0-5-5 | 0 | 0 | 0 | 0 | 3 |
| Virginia* | 32 | 2-3 | 0-0 | 5-8 | 2-3-5 | 1 | 2 | 0 | 2 | 9 |
| Nebraska* | 26 | 3-6 | 0-0 | 0-0 | 3-4-7 | 1 | 4 | 0 | 1 | 6 |
| at Rhode Island* | 28 | 3-5 | 0-0 | 6-6 | 2-1-3 | 1 | 1 | 0 | 1 | 12 |
| Northern Illinois* | 20 | 1-2 | 0-0 | 0-0 | 0-2-2 | 1 | 0 | 0 | 0 | 2 |
| at Illinois State* | 31 | 2-3 | 0-0 | 5-8 | 3-2-5 | 1 | 1 | 0 | 0 | 9 |
| at Temple* | 23 | 1-5 | 0-2 | 1-2 | 1-1-2 | 3 | 4 | 0 | 0 | 3 |
| Pepperdine* | 17 | 0-4 | 0-1 | 0-0 | 1-3-4 | 1 | 1 | 0 | 0 | 0 |
| at Texas* | 28 | 0-1 | 0-0 | 0-2 | 0-2-2 | 0 | 1 | 0 | 1 | 0 |
| at Marquette* | 19 | 2-3 | 0-0 | 0-0 | 2-3-5 | 2 | 1 | 0 | 1 | 4 |
| Fresno State* | 17 | 2-3 | 0-0 | 0-0 | 1-2-3 | 0 | 1 | 0 | 0 | 7 |
| at Michigan* | 17 | 1-2 | 0-0 | 0-0 | 2-1-3 | 0 | 0 | 0 | 0 | 2 |

Career Game-by-Game Stats (cont.)



Charlie Wills

| | | | | | | | | | | |
|-------------------|----|-----|-----|-----|-------|---|---|---|---|----|
| Ohio State | 8 | 1-2 | 0-0 | 0-0 | 0-3-3 | 0 | 2 | 0 | 0 | 2 |
| Michigan State | 5 | 0-0 | 0-0 | 0-0 | 1-0-1 | 1 | 2 | 0 | 0 | 0 |
| Purdue | 11 | 2-2 | 0-0 | 2-2 | 0-0-0 | 0 | 1 | 0 | 0 | 6 |
| at Penn State | 15 | 3-4 | 0-0 | 0-0 | 1-0-1 | 0 | 1 | 0 | 0 | 6 |
| at Northwestern | 22 | 2-3 | 0-0 | 2-2 | 1-1-2 | 0 | 1 | 0 | 0 | 6 |
| Illinois | 20 | 2-2 | 0-0 | 2-2 | 2-3-5 | 2 | 1 | 0 | 1 | 6 |
| at Iowa | 12 | 1-1 | 0-0 | 0-0 | 1-3-4 | 0 | 1 | 1 | 0 | 2 |
| Minnesota | 7 | 0-1 | 0-0 | 2-2 | 0-0-0 | 0 | 0 | 0 | 0 | 2 |
| at Indiana | 13 | 1-4 | 0-0 | 0-0 | 1-1-2 | 1 | 1 | 1 | 0 | 2 |
| at Illinois | 12 | 1-1 | 0-0 | 0-0 | 0-1-1 | 2 | 0 | 0 | 0 | 2 |
| Northwestern | 13 | 1-3 | 0-0 | 1-2 | 2-4-6 | 0 | 1 | 0 | 1 | 3 |
| Penn State | 14 | 4-5 | 0-0 | 6-6 | 1-2-3 | 0 | 0 | 0 | 0 | 14 |
| at Michigan State | 23 | 1-2 | 0-0 | 2-2 | 1-1-2 | 0 | 1 | 0 | 1 | 4 |
| at Ohio State* | 27 | 0-1 | 0-0 | 0-0 | 0-4-4 | 1 | 0 | 0 | 0 | 0 |
| Michigan | 22 | 3-6 | 0-0 | 0-0 | 1-0-1 | 0 | 0 | 0 | 1 | 6 |
| Iowa* | 26 | 5-6 | 0-0 | 3-4 | 1-6-7 | 2 | 1 | 1 | 0 | 13 |
| Michigan State* | 19 | 2-6 | 0-0 | 0-0 | 0-6-6 | 0 | 0 | 1 | 1 | 4 |
| SW Missouri St.* | 31 | 3-6 | 0-0 | 0-1 | 1-4-5 | 1 | 0 | 0 | 1 | 6 |

1999-00

| Opp. | MP | FG-A | 3FG-A | FT-A | O-D-T | A | TO | B | S | TP |
|-----------------|----|------|-------|------|-------|---|----|---|---|----|
| vs. Missouri | 15 | 0-2 | 0-0 | 2-4 | 1-3-4 | 0 | 0 | 0 | 0 | 2 |
| at Syracuse | 6 | 1-1 | 0-0 | 0-0 | 0-0-0 | 0 | 2 | 0 | 0 | 2 |
| Ball State | 22 | 1-5 | 0-1 | 0-0 | 1-3-4 | 1 | 1 | 0 | 0 | 2 |
| at UW-Milwaukee | 14 | 3-7 | 2-3 | 0-0 | 0-3-3 | 1 | 1 | 1 | 0 | 8 |
| at Wake Forest | 20 | 1-6 | 0-1 | 0-0 | 1-2-3 | 1 | 2 | 0 | 0 | 2 |
| Rhode Island | 12 | 0-1 | 0-0 | 0-0 | 0-0-0 | 0 | 1 | 0 | 0 | 0 |


| | | | | | | | | | | |
|----------------------|----|------|-----|-----|-------|---|---|---|---|----|
| Texas | 9 | 2-3 | 1-2 | 0-1 | 0-0-0 | 0 | 0 | 0 | 0 | 5 |
| UW-Green Bay | 7 | 0-2 | 0-0 | 0-0 | 0-1-1 | 0 | 0 | 0 | 1 | 0 |
| at South Florida | 18 | 3-3 | 0-0 | 0-1 | 1-1-2 | 0 | 1 | 0 | 0 | 6 |
| at Northern Illinois | 9 | 1-2 | 1-1 | 0-0 | 0-2-2 | 0 | 0 | 0 | 0 | 3 |
| Marquette* | 16 | 2-5 | 0-2 | 0-0 | 1-1-2 | 0 | 0 | 0 | 0 | 4 |
| Temple* | 23 | 3-6 | 1-2 | 4-4 | 2-5-7 | 1 | 0 | 0 | 1 | 11 |
| at Indiana* | 19 | 3-7 | 0-1 | 2-2 | 2-4-6 | 1 | 0 | 1 | 1 | 8 |
| Illinois* | 22 | 2-3 | 0-0 | 0-0 | 3-0-3 | 1 | 3 | 0 | 0 | 4 |
| Ohio State | 17 | 1-4 | 0-1 | 0-0 | 2-1-3 | 1 | 1 | 0 | 0 | 2 |
| at Purdue | 16 | 0-3 | 0-0 | 0-0 | 0-1-1 | 0 | 2 | 0 | 0 | 0 |
| at Penn State* | 29 | 4-11 | 0-4 | 0-0 | 1-4-5 | 1 | 0 | 0 | 0 | 8 |
| Minnesota | 16 | 2-5 | 0-1 | 3-4 | 2-0-2 | 1 | 0 | 0 | 0 | 7 |
| Purdue | 11 | 3-4 | 0-0 | 1-1 | 0-1-1 | 0 | 0 | 1 | 0 | 7 |
| Iowa | 13 | 2-2 | 0-0 | 1-1 | 0-1-1 | 0 | 4 | 0 | 1 | 5 |
| at Ohio State | 14 | 2-6 | 0-0 | 0-0 | 3-3-6 | 1 | 2 | 0 | 0 | 4 |
| at Minnesota | 9 | 0-0 | 0-0 | 0-0 | 0-1-1 | 0 | 0 | 0 | 0 | 0 |
| Michigan State | 14 | 1-2 | 1-2 | 0-0 | 2-2-4 | 2 | 1 | 0 | 0 | 3 |
| Michigan | 18 | 0-3 | 0-2 | 3-6 | 1-2-3 | 2 | 0 | 0 | 0 | 3 |
| at Michigan State | 16 | 1-2 | 1-1 | 0-0 | 0-0-0 | 0 | 0 | 0 | 0 | 3 |
| at Iowa | 14 | 3-5 | 1-2 | 3-4 | 0-1-1 | 0 | 1 | 0 | 0 | 10 |
| at Northwestern | 15 | 1-2 | 1-2 | 0-0 | 1-0-1 | 0 | 3 | 0 | 0 | 3 |
| Indiana | 19 | 1-4 | 0-0 | 0-0 | 3-1-4 | 0 | 0 | 0 | 0 | 2 |
| vs. Northwestern | 20 | 1-2 | 0-0 | 0-0 | 0-3-3 | 1 | 0 | 0 | 0 | 2 |
| vs. Purdue | 20 | 2-5 | 0-1 | 3-4 | 1-1-2 | 0 | 0 | 1 | 0 | 7 |
| vs. Michigan State | 25 | 2-5 | 0-2 | 1-2 | 1-3-4 | 0 | 0 | 0 | 0 | 5 |
| vs. Fresno State | 12 | 0-5 | 0-0 | 0-0 | 2-0-2 | 0 | 0 | 0 | 0 | 0 |
| vs. Arizona | 8 | 0-1 | 0-0 | 0-0 | 0-1-1 | 1 | 1 | 0 | 0 | 0 |
| vs. LSU | 9 | 1-6 | 0-1 | 0-0 | 1-1-2 | 0 | 0 | 0 | 1 | 2 |
| vs. Purdue | 16 | 0-1 | 0-0 | 0-0 | 4-1-5 | 0 | 2 | 0 | 0 | 0 |
| vs. Michigan State | 19 | 1-4 | 0-1 | 0-0 | 0-1-1 | 0 | 0 | 0 | 0 | 2 |

2000-01


| Opp. | MP | FG-A | 3FG-A | FT-A | O-D-T | A | TO | B | S | TP |
|-------------------|----|------|-------|------|--------|---|----|---|---|----|
| at Tennessee | 16 | 2-3 | 1-2 | 0-0 | 1-3-4 | 0 | 1 | 0 | 1 | 5 |
| Northern Illinois | 13 | 2-3 | 1-1 | 0-0 | 1-1-2 | 1 | 0 | 0 | 0 | 5 |
| vs. Maryland* | 28 | 4-6 | 2-2 | 5-6 | 2-2-4 | 0 | 1 | 0 | 0 | 15 |
| Xavier* | 20 | 1-3 | 1-3 | 0-0 | 0-3-3 | 2 | 1 | 0 | 2 | 3 |
| at UW-Green Bay* | 22 | 0-1 | 0-0 | 1-2 | 0-7-7 | 2 | 0 | 0 | 0 | 1 |
| Ohio* | 16 | 1-4 | 1-3 | 0-0 | 0-0-0 | 1 | 1 | 0 | 0 | 3 |
| at Temple* | 18 | 2-3 | 1-1 | 0-0 | 1-3-4 | 0 | 2 | 0 | 1 | 5 |
| UW-Milwaukee* | 26 | 2-3 | 0-0 | 8-10 | 4-6-10 | 2 | 3 | 0 | 0 | 12 |
| at Marquette* | 14 | 1-3 | 0-0 | 0-0 | 2-3-5 | 0 | 1 | 0 | 0 | 2 |
| South Florida* | 19 | 0-5 | 0-0 | 0-0 | 2-0-2 | 1 | 0 | 0 | 0 | 0 |
| Indiana* | 29 | 1-4 | 0-0 | 0-0 | 0-5-5 | 0 | 2 | 0 | 0 | 2 |
| at Minnesota | 9 | 0-1 | 0-0 | 1-2 | 0-1-1 | 1 | 1 | 0 | 0 | 1 |
| at Purdue | 16 | 1-3 | 0-0 | 2-2 | 3-1-4 | 2 | 2 | 1 | 0 | 4 |
| at Michigan State | 11 | 0-1 | 0-0 | 2-2 | 0-0-0 | 0 | 0 | 0 | 0 | 2 |
| Iowa | 29 | 1-4 | 1-2 | 1-2 | 0-2-2 | 0 | 0 | 0 | 0 | 4 |
| Ohio State | 15 | 1-6 | 0-2 | 0-0 | 1-3-4 | 0 | 1 | 0 | 0 | 2 |
| Penn State | 24 | 5-6 | 0-0 | 2-3 | 3-2-5 | 0 | 2 | 0 | 0 | 12 |
| Butler | 13 | 0-3 | 0-0 | 0-0 | 0-2-2 | 2 | 0 | 1 | 0 | 0 |
| at Michigan | 17 | 3-4 | 1-1 | 0-0 | 0-0-0 | 0 | 1 | 0 | 0 | 7 |
| Purdue | 18 | 0-2 | 0-1 | 0-0 | 0-1-1 | 0 | 1 | 0 | 1 | 0 |
| at Ohio State | 15 | 2-3 | 0-1 | 0-0 | 0-1-1 | 1 | 1 | 0 | 0 | 4 |
| at Illinois | 24 | 1-6 | 0-2 | 2-2 | 1-3-4 | 1 | 1 | 0 | 1 | 4 |
| Northwestern | 13 | 0-1 | 0-0 | 0-0 | 1-0-1 | 0 | 2 | 0 | 1 | 0 |
| Minnesota | 6 | 1-2 | 0-0 | 0-1 | 1-0-1 | 0 | 0 | 0 | 0 | 2 |
| at Indiana | 19 | 2-4 | 0-0 | 2-2 | 0-2-2 | 1 | 1 | 0 | 0 | 6 |
| Michigan State | 25 | 2-6 | 2-2 | 0-0 | 1-3-4 | 0 | 1 | 0 | 0 | 6 |
| at Iowa | 24 | 1-2 | 1-1 | 2-2 | 1-4-5 | 2 | 1 | 0 | 0 | 5 |
| vs. Indiana | 16 | 3-5 | 2-2 | 1-1 | 1-1-2 | 0 | 2 | 0 | 0 | 9 |
| vs. Georgia State | 6 | 0-0 | 0-0 | 0-2 | 1-2-3 | 0 | 0 | 0 | 1 | 0 |

* - starter

PERSONNEL



Head Coach Bo Ryan



The winningest college basketball coach of the 1990s is now in his first season as head coach at Wisconsin with an aim toward elevating the program to an even higher level than it has achieved during its recent run of success.

Given Bo Ryan's limitless energy, enthusiasm and history of success, that goal certainly seems attainable.

When asked to assess Ryan, one of his former players simply said, "Bo has never failed at anything he has tried to do." There is ample evidence to support that statement.

Now in his 18th season as a collegiate head coach, Ryan has put together a remarkable 383-103 (.788) career record and coached teams to winning records for the past 17 straight campaigns. He has experience as a Division I head and assistant coach, as well as a Division III head coach. And he is well-respected throughout the college basketball world.

Ryan comes to Wisconsin from UW-Milwaukee, where he spent the past two seasons coaching the Panthers to their first back-to-back winning seasons in eight years. UWM, 8-19 overall the year before Ryan arrived, was 15-14 and 15-13, respectively, in Ryan's two years at the controls. The program also experienced a 161 percent home attendance increase in his first season, including the three largest crowds in the history of the school's home facility.

It was during his 15-year tenure at UW-Platteville (1984-99), however, that Ryan firmly established himself as one of the country's top coaches. He guided the Division III school to a phenomenal 353-76 (.822) overall record and, in his final 12 seasons, the Pioneers:

- Won four national championships (1991, 1995, 1998 and 1999)
- Compiled a 314-37 (.895) record
- Won eight WIAC titles
- Were the winningest NCAA men's basketball team of the 1990s (all divisions) with a 266-26 (.908) record
- Compiled a 30-5 NCAA Division III tournament mark
- Never won fewer than 23 games
- Compiled a 157-7 (.957) record on their home floor
- Set the all-time single-season Division III scoring defense mark (47.5 ppg) in 1996-97

RYAN AT A GLANCE

Personal

Born Dec. 20, 1947 in Chester, Pa.

Family

Wife: Kelly; children: Megan, Will, Matt, Brenna and Mairin

Education

Bachelor's degree in business administration from Wilkes (Pa.) University, 1969

Collegiate Coaching Experience

Asst. Coach, Wisconsin, 1976-84
Head Coach, Wisconsin-Platteville, 1984-99
Head Coach, Wisconsin-Milwaukee, 1999-2001

Collegiate Coaching Record

Wisconsin-Platteville: 353-76 (.822)
Wisconsin-Milwaukee: 30-27 (.526)
17-year career: 383-103 (.788)

Honors and Achievements

Four-time Div. III National Champion (1991, '95, '98, '99)
Four-time NABC Division III Coach of the Year
Six-time WIAC Coach of the Year
Assistant coach on 1995 World University Games gold medal-winning US team
Winningest coach in Division III history
Winningest college coach of the 1990's (all divisions)

Ryan was named the National Association of Basketball Coaches Division III Coach of the Year four times. In addition he was tabbed the Wisconsin Intercollegiate Athletic Conference's Coach of the Year on six occasions.

Ryan took over at UW-Platteville following eight seasons (1976-84) as an assistant coach to Bill Cofield and Steve Yoder at Wisconsin.


Held in high esteem by colleagues, Ryan has won two gold medals as an assistant coach, first with

Virginia head coach Pete Gillen and the gold medal-winning North squad at the 1993 U.S. Olympic Festival, and also with current Atlanta Hawks coach Lon Kruger and the United States- gold medal winner at the 1995 World University Games.

Ryan was born on Dec. 20, 1947 just outside of Philadelphia in Chester, Pa. He attended Wilkes (Pa.) University, where he starred as a high-scoring guard and earned a bachelor's degree in business administration in 1969.

Upon completion of his

Head Coach Bo Ryan (cont.)



Bo Ryan has led his teams to 16 consecutive winning seasons. His only sub-.500 finish was in 1984-85, his first at UW-Platteville.


collegiate career, Ryan did graduate work at Villanova before accepting an assistant coaching position at the College of Racine (Wis.). Ryan accepted his first head coaching job at Philadelphia's Sun Valley High School, where he was named the Delaware County Coach of the Year after directing his team to a second-place finish in the Philadelphia Suburban League. His 1976 club was the first Sun Valley High team to qualify for the state tournament.

Ryan is the author of three books on coaching basketball: *Passing and Catching: A Lost Art*; *How to Run the Swing Offense*; and *Applying and Attacking Pressure*. He also has produced five basketball instructional videos.

Ryan and his wife, Kelly, are the parents of five children: Megan, Will, Matt, Brenna and Mairin.

THE BO RYAN RECORD

| Year | School | W | L | Pct. | Postseason Play |
|--------------------------------------|----------------|------------|------------|-------------|------------------------|
| 1984-85 | UW-Platteville | 9 | 17 | .346 | |
| 1985-86 | UW-Platteville | 16 | 11 | .593 | |
| 1986-87 | UW-Platteville | 14 | 11 | .560 | |
| 1987-88 | UW-Platteville | 24 | 5 | .828 | |
| 1988-89 | UW-Platteville | 24 | 5 | .828 | |
| 1989-90 | UW-Platteville | 26 | 3 | .897 | |
| 1990-91 | UW-Platteville | 28 | 3 | .903 | NCAA Champion |
| 1991-92 | UW-Platteville | 27 | 4 | .871 | NCAA Tourn., 3rd place |
| 1992-93 | UW-Platteville | 24 | 4 | .857 | NCAA Tourn., Final 8 |
| 1993-94 | UW-Platteville | 23 | 5 | .821 | NCAA Tourn., Sweet 16 |
| 1994-95 | UW-Platteville | 31 | 0 | 1.000 | NCAA Champion |
| 1995-96 | UW-Platteville | 23 | 3 | .885 | NCAA Tourn., 1st round |
| 1996-97 | UW-Platteville | 24 | 3 | .888 | NCAA Tourn., 2nd round |
| 1997-98 | UW-Platteville | 30 | 0 | 1.000 | NCAA Champion |
| 1998-99 | UW-Platteville | 30 | 2 | .938 | NCAA Champion |
| <i>15-year UW-Platteville record</i> | | <i>353</i> | <i>76</i> | <i>.822</i> | |
| 1999-00 | UW-Milwaukee | 15 | 14 | .517 | |
| 2000-01 | UW-Milwaukee | 15 | 13 | .536 | |
| <i>2-year UW-Milwaukee record</i> | | <i>30</i> | <i>27</i> | <i>.526</i> | |
| 17-year collegiate record | | 383 | 103 | .788 | |



Head Coach Bo Ryan (cont.)

WHAT THEY'RE SAYING ABOUT BO RYAN:


"Bo Ryan has a passion for the game of basketball. He loves the game as much as any coach I know. Bo has an outstanding knowledge of the offensive and defensive schemes and more importantly, he can convey that knowledge to his players. Bo relates well to players, boosters, and other administrators on a college campus. Wisconsin basketball is in good hands."

**- Lon Kruger,
Head Coach Atlanta Hawks**

"I have a tremendous amount of respect for Bo Ryan. I think he's one of the great coaches and minds that the game has today."

**- Steve Alford,
Iowa Head Coach
Capital Times, March 28, 2001**

"After putting Wisconsin-Milwaukee on the college basketball map, Ryan shouldn't have a tough adjustment. Ryan knows the state, he understands the logistics of winning in the Big Ten and, more than anything, he has the passion to work. Coaching at Wisconsin isn't a stepping stone job."



It's a place to call home and few know that better than Ryan."

- Andy Katz, ESPN.com

"Everybody's looking for a name that they see in the press, as opposed to a name everybody in the basketball world knows. Bo knows everybody out there and they know him ... He's an insider."

**- Joe Chernelich,
former UW player (1976-80)
Wisconsin State Journal, March 30, 2001**

"He's a great match for the University of Wisconsin and we're delighted to have him."


**- John Wiley, UW Chancellor
Capital Times, March 29, 2001**

"Bo Ryan is a friend of mine, he's a great coach and I have great respect for him. I have a son and I'd love for my son to play for a man like him because he's got the whole package. Wisconsin couldn't have gotten a better man to run their basketball program."

**- Pete Gillen,
Virginia Head Coach**

"He can teach the game. Not only every day in practice does he coach, but he teaches them to play the game better and they always improve under his direction. His teams are known for that."

**- Rich Falk,
Big Ten
Associate
Commissioner
Capital Times, March 29,
2001**



First-year head coach Bo Ryan is well-respected by his peers in the coaching industry, his former players and those in the media.

"Ryan, like the Badgers of the past six years, will be swimming in uncharted waters. But his energy, experience and knowledge of the game give him an excellent chance to keep the Badgers a winning program and, perhaps, go even further than they've gone before."

**- Rob Schultz, Capital Times
Capital Times, March 30, 2001**

"Ryan is a tireless worker, a smooth talker, is committed to UW, is respected and well-connected in basketball circles and knows the kind of athletes he needs to compete in the Big Ten ... And Ryan himself will not be out-worked in recruiting."

**- Tom Oates, Wis. State Journal
Wisconsin State Journal, March 29, 2001**

"A great choice, an excellent choice."

**- Joel Maturi,
Miami (OH) Athletic Director
Wisconsin State Journal, March 29, 2001**

Head Coach Bo Ryan (cont.)

WINNINGEST ACTIVE DIVISION I COACHES

Entering the 2001-02 season, Bo Ryan has the fourth-best winning percentage among active Division I coaches with at least 10 years of coaching experience. Here is the list of the top 15 active Division I coaches, ranked by career winning percentage.

| Coach (Current School) | Yrs. | W | L | Pct. |
|-------------------------------------|-----------|------------|------------|-------------|
| 1. Jerry Tarkanian (Fresno State) | 30 | 759 | 187 | .802 |
| 2. John Kresse (Col. of Charleston) | 22 | 539 | 134 | .801 |
| 3. Roy Williams (Kansas) | 13 | 355 | 89 | .800 |
| 4. Bo Ryan (Wisconsin) | 17 | 383 | 103 | .788 |
| 5. Danny Kaspar (Stephen F. Austin) | 10 | 228 | 69 | .768 |
| 6. Rick Majerus (Utah) | 17 | 361 | 125 | .743 |
| 7. Jim Boeheim (Syracuse) | 25 | 600 | 208 | .743 |
| 8. Rick Pitino (Louisville) | 15 | 352 | 124 | .739 |
| 9. Lute Olson (Arizona) | 28 | 638 | 226 | .738 |
| 10. Bob Huggins (Cincinnati) | 20 | 469 | 168 | .736 |
| 11. John Chaney (Temple) | 29 | 656 | 238 | .734 |
| 12. Mike Krzyzewski (Duke) | 26 | 606 | 223 | .731 |
| 13. L. Vann Pettaway (Alabama A&M) | 15 | 326 | 121 | .729 |
| 14. Bob Knight (Texas Tech) | 35 | 764 | 289 | .726 |
| 15. Nolan Richardson (Arkansas) | 21 | 495 | 192 | .721 |

minimum 10 head coaching seasons
includes record at four-year U.S. colleges only

Career Coaching Victories Among Big Ten Coaches

Bo Ryan enters his first season in the Big Ten with more career victories than all but one coach in the conference. Only Purdue's Gene Keady has more career victories than Ryan.

| Coach (School) | Wins |
|-------------------------------|------------|
| 1. Gene Keady (Purdue) | 475 |
| 2. Bo Ryan (Wisconsin) | 383 |
| 3. Jim O'Brien (Ohio State) | 313 |
| 4. Steve Alford (Iowa) | 193 |
| 5. Bill Self (Illinois) | 157 |
| 6. Tom Izzo (Michigan State) | 148 |
| 7. Jerry Dunn (Penn State) | 103 |
| Bill Carmody (Northwestern) | 103 |
| 9. Dan Monson (Minnesota) | 82 |
| 10. Tommy Amaker (Michigan) | 68 |
| 11. Mike Davis (Indiana) | 21 |

includes records at four-year U.S. colleges only


ALL-TIME WINNINGEST DIVISION III COACHES

During his 15 years at UW-Platteville, Bo Ryan compiled an unmatched winning percentage of .822 (353-76). That stands as the highest all-time winning percentage among Division III coaches with at least 10 years of coaching experience.

| Coach (Teams Coached, Tenure) | Yrs. | W | L | Pct. |
|--|-----------|------------|-----------|-------------|
| 1. Bo Ryan (UW-Platteville, 1985-99) | 15 | 353 | 76 | .822 |
| 2. Ken Anderson (UW-Eau Claire, 1969-95) | 27 | 631 | 152 | .806 |
| 3. Jim Brocherding (Augustana, 1970-84) | 15 | 313 | 100 | .758 |
| 4. Harry Sheehy (Williams, 1984-00) | 17 | 324 | 104 | .757 |
| 5. Glenn Van Wieren (Hope, 1978-present) | 24 | 456 | 160 | .740 |
| 6. Tony Shaver (Hampden-Sydney, 1987-present) | 15 | 307 | 111 | .734 |
| 7. Brian Baptiste (Mass.-Dartmouth, 1984-present) | 18 | 362 | 131 | .734 |
| 8. Bob Campbell (Western Conn. St., 1985-present) | 17 | 337 | 124 | .731 |
| 9. Glenn Robinson (Franklin & Marshall, 1972-present) | 30 | 599 | 221 | .730 |
| 10. Steve Moore (Muhlenberg, 1982-87; Wooster, 88-present) | 20 | 395 | 147 | .729 |

minimum 10 head coaching seasons

Assistant Coach Rob Jeter



Rob Jeter, a seven-year coaching veteran and former standout player at UW-Platteville, joins his college coach in his first year as an assistant at Wisconsin.

"The student-athletes at Wisconsin are fortunate to now have Rob Jeter as a mentor," Ryan said. "He is a highly sought-after coach and we are very happy to have him here at Wisconsin."

Jeter comes to the Badgers after spending the previous two seasons as Ryan's top assistant at UW-Milwaukee.

Jeter served as an assistant to Mike Deane at Marquette during the 1998-99 season. He was an assistant to Ryan at UW-Platteville from 1994-98, helping guide the Pioneers to a 108-6 overall record, two NCAA Division III titles and four conference championships. In addition to his coaching duties at UW-Platteville, Jeter coordinated the program's academic, recruiting and scouting efforts, and directed the Bo Ryan Basketball Camps. He also served as an associate admissions director at UW-Platteville.


Jeter was a four-year letterwinner at UW-Platteville from 1988-91. He captained Ryan's Pioneers to the 1991 NCAA title and was named to the '91 all-final four team. A two-time all-Wisconsin Intercollegiate Athletic Conference selection and two-time all-Midwest choice, Jeter still holds UW-Platteville records for career field goal percentage (.601) and consecutive starts (89). Jeter was named to the Wisconsin State University honor roll three times.

Jeter played professionally for the Olivias Futebol Clube in Portugal in 1992-93 and led the Portugese national league in scoring that season.

A 1991 graduate of UW-Platteville, Jeter has a bachelor's degree in business administration and is working toward a master's degree in adult education.

Rob's father is Bob Jeter, who played for the Green Bay Packers from 1963-70 and was a two-time All-Pro defensive back. He played for the Packers' two Super Bowl champion squads in 1966 and 1967. He also was inducted into the Packers Hall of Fame in 1985.

A native of Chicago, Ill., Rob Jeter is a 1987 graduate of Quigley Preparatory High School. He is engaged to be married to Deanna Zolecki.



JETER AT A GLANCE

Personal

Born May 15, 1969 in Pittsburgh, Pa.

Family

Fiance: Deanna Zolecki

Education

B.S., business administration, UW-Platteville, 1991


Coaching Experience

Assistant Coach, Wisconsin-Milwaukee (1999-2001), Assistant Coach, Marquette (1998-99), Assistant Coach, Wisconsin-Platteville, (1994-98)

Playing Experience

UW-Platteville (1988-91); professional player in Portugal (1992-93)

Assistant Coach Tony Bennett



Tony Bennett, the son of former Badger head coach Dick Bennett, enters his second season as an assistant at Wisconsin and his first working with head coach Bo Ryan. Tony, who has responsibilities with recruiting, summer camps and player development, brings to the Wisconsin program the kind of knowledge that only a former NBA player can bring.


Tony played three seasons (1992-95) for the

Charlotte Hornets before a foot injury ended his NBA career. Prior to being selected by the Hornets with the 35th pick in the 1992 NBA Draft, Tony enjoyed a storied career at UW-Green Bay where his father was the head coach. Tony finished his collegiate career as the Mid-Continent Conference's all-time leader in points (2,285) and assists (601). He still ranks as the NCAA's all-time leader in three-point field goal percentage (.497). He led the Phoenix to one NCAA Tournament berth and two appearances in the NIT and UWGB was 87-34 (.719) during his career.

A two-time MCC Player of the Year, Tony won the Frances Pomeroy Naismith Award given to the nation's most outstanding senior under six-feet tall. He also was the 1992 GTE Academic All-American of the Year. Tony started for Purdue's Gene Keady on the bronze medal-winning 1991 Pan-American Games team.

Bennett, who attended Green Bay's Preble High School and was named Mr. Basketball in the state of Wisconsin in 1988, served the Badger basketball team as a manager during the Final Four season of 1999-2000. He came to Madison following a stint in New Zealand, where he played and coached professionally.

Tony and his wife, Laurel, had their first child, Anna, on Jan. 30.



BENNETT AT A GLANCE

Personal

Born June 1, 1969, in Clintonville, Wis.

Family

Wife: Laurel; daughter: Anna

Education

B.A., Humanities, UW-Green Bay, 1992

Coaching Experience

Assistant Coach, Wisconsin (2000-present); Head Coach, New Zealand professional team (1997-99)

Playing Experience

UW-Green Bay (1988-92), Charlotte Hornets (1992-95), professional player in New Zealand (1996-98)

Assistant Coach Greg Gard



Greg Gard, a veteran of eight seasons with new Wisconsin coach Bo Ryan, has joined the Badger basketball staff as an assistant coach.

"Greg is one of the most thorough and organized coaches I have ever been around," Ryan said. "His attention to detail and his ability to communicate that to the student-athletes separates from other coaches."


Gard comes to the Badgers after spending the previous two seasons as Ryan's assistant at UW-Milwaukee, where he had responsibilities in scouting, summer basketball camp operations and on-floor coaching, as well as involvement with recruiting.

"I'm very excited to be joining Coach Ryan at Wisconsin," Gard said. "We have a tremendous challenge ahead of us here and I'm looking forward to helping Coach Ryan get started."

Gard served as an assistant coach to Ryan at UW-Platteville from 1993-99. During Gard's years on the Pioneer staff, UW-Platteville compiled a 161-13 (.925) record and won three NCAA Division III titles, five straight Wisconsin Intercollegiate Athletic Conference (WIAC) championships and appeared in six consecutive NCAA Tournaments. In his final year at UW-Platteville, Gard served as Ryan's top assistant in charge of recruiting, basketball camp operations and scouting. He also worked as an advisor in the university's admissions office.

Prior to joining Ryan's staff in Platteville, Gard spent three seasons at Southwestern High School and one at Platteville High School, where he served in junior high and assistant varsity coaching capacities.

A 1995 graduate of UW-Platteville with a degree in physical and health education, Gard is pursuing a master's degree in counselor education from UW-Platteville. Gard and his wife, Michelle, had their first child, Mackenzie, on April 23 of this year.



GARD AT A GLANCE

Personal

Born Dec. 3, 1970 in Dodgeville, Wis. .

Family

Wife: Michelle; daughter: Mackenzie


Education

B.S., physical and health education, 1995

Coaching Experience

Assistant Coach, Wisconsin-Milwaukee (1999-2001);
Assistant Coach, Wisconsin-Platteville (1993-99)

Dir. of Basketball Operations Saul Phillips



Saul Phillips is in his first year as director of basketball operations at Wisconsin. He is responsible for coordinating travel, the Badgers' budget, day-to-day scheduling and on-campus recruiting. Phillips, 27, served as an assistant under Bo Ryan to two years at UW-Milwaukee prior to joining Coach Ryan in Madison.

Before going to Milwaukee, Phillips spent two years at Lake Superior

State as an assistant men's basketball coach and head men's golf coach. Prior to that, he served one year as a graduate assistant at the Division II basketball powerhouse Wayne State (Neb.).

Phillips got his start in college basketball playing for Coach Ryan at UW-Platteville. He played for the Pioneers from 1991-95, serving as the captain on the 1995 national championship team. After that season, he joined Ryan's staff as a student assistant for the 1995-96 season. He graduated from UWP with a bachelor's degree in business and psychology in 1996.

A native of Reedsburg, Wis., Phillips was coached by Doc Koehler in high school, one of the most well-known figures in Wisconsin prep basketball. A prolific high school scorer, Phillips played in the 1991 Wisconsin Basketball Coaches Association All-Star game.

Phillips and his wife, Nicole, live in Madison.

PHILLIPS AT A GLANCE

Personal

Born Nov. 11, 1972 in Reedsburg, Wis. .

Family

Wife: Nicole

Education

B.S., business and psychology, UW-Platteville, 1996


Coaching Experience

Assistant Coach, Wisconsin-Milwaukee (1999-2001); Assistant Coach, Lake Superior State (1997-99); Graduate Assistant, Wayne State (Neb.) (1996-97)

Playing Experience

UW-Platteville (1991-95)

Basketball Support Staff



SCOTT HETTENBACH Strength & Conditioning Coach


Scott Hettenbach is in his seventh full season as strength and conditioning coach for the Badger basketball team and his eighth year overall at Wisconsin.

A member of the National Strength and Conditioning Association, he also works with the Wisconsin football, swimming and diving, golf and track teams as a strength and conditioning coach. He is a certified strength and conditioning specialist.

Prior to coming to UW-Madison, Hettenbach coached four sports at Brookfield (Wis.) Central High School. Under his direction, the boys track squad won three conference titles.

Hettenbach, who is currently working on a master's degree in exercise science and sports administration, graduated from UW-La Crosse in 1987 with a bachelor's degree in business management and a minor in health. He was a hurdler with the UW-La Crosse track team for three seasons.

Hettenbach resides in Madison with his wife, JoDeen, son, Scott (15) and daughter, Kaitlyn (4).



DUFFY CONROY Video Coordinator


Duffy Conroy is in his first season as the video coordinator for the Badgers. Conroy comes to Wisconsin after one year on Bo Ryan's staff at UW-Milwaukee where he was the administrative assistant. At UWM, he was involved in all administrative aspects of the program, including

all video operations and film exchange.

Conroy, 24, was an honorable mention all-American in his senior year at St. Ambrose University. A two-time all-conference performer and team captain, Conroy led St. Ambrose to three appearances in the NAIA tournament. He finished his career with more than 1,000 points.

Conroy graduated from St. Ambrose in 1999 with a bachelor's degree in marketing. He is currently working toward his master's degree in business.

A native of Davenport, Iowa, Conroy is the youngest of children. His older brother, Ed, is currently the director of basketball operations at Tennessee.



HENRY PEREZ-GUERRA Athletic Trainer

Henry Perez-Guerra is in his 10th year as an athletic trainer at the UW-Madison and his second year with the men's basketball team after working with women's basketball the previous five years. He also has responsibilities with the track and cross country teams.


Perez-Guerra moved to Kansas City, Mo., to join Sports Rehabilitation and Physical Therapy Associates as an athletic trainer and was assigned to the University of Missouri-Kansas City athletic program in 1987. After serving UMKC as a member of the Sports Rehab staff, he became the school's first full-time Athletic Trainer, responsible for all 12 NCAA Division I sports and starting the sports medicine program from the ground up. In addition to his athletic training duties, he handled travel arrangements for the men's basketball team, taught a class in athletic injuries for the School of Education, and was head women's tennis coach.

Perez-Guerra received his B.S. in physical education, with an emphasis in athletic training, from the UW-Madison in 1985. He also completed his master's degree in health education in 1994 at UW. Perez-Guerra worked with the Badger football and men's basketball teams as a three-year undergraduate student trainer. He earned the Tasha Bolton Outstanding Student Athletic Trainer Award as a senior. Following his graduation in 1985, he spent the summer with the Philadelphia Eagles as a student athletic trainer.


Henry is a certified member of the National Athletic Trainers Association. He has served as head athletic trainer for the 1989 McDonald's All-America game, the 1988 NABC All-Star Game and the 1992 Wisconsin High School Shrine Bowl All-Star Football game (South team). He and his wife Jill have three children: Andrew, Carlie and Casey.

Basketball Support Staff (cont.)

.....



Jim Bakken
Community Relations




Tim Bald
Asst. AD (Compliance)




Nancy Bee
Game Management



Peg Cullen
Program Assistant



John Dettmann
Strength/Conditioning




Barry Fox
Facilities Director




Terry Gawlik
Assistant AD



Karen Gutzman
Program Assistant



Dennis Helwig
Head Athletic Trainer




Corbin Hunt
Asst. AD (Tickets)




2001-02 Managers

Basketball Support Staff (cont.)

.....



Jeremy Isensee
Nutrition




John Jentz
Assistant AD




Duane Kleven
Community Relations




Steve Malchow
Asst. AD (Comm.)



Kip Marvin
Personnel Director




Will Mulvaney
Dir. of Video Services




Nick Murphy
Team Manager




Marija Neubauer
Badger Fund



Gary Poels
Equipment Manager




Jim Roberts
Technical Services



Joe Robinson
Team Manager




Jen Scheller
Corporate Sponsorships



Terry Schlatter
Ath. Equip. Supervisor




Laura Strang
Program Assistant



Mike Unitan
Dir. of Marketing/Prom.



Cindy Van Matre
Dir. of Licensing




Alan Zussman
Asst. AD (Academics)

UW Management Team

Barry Alvarez

Football Operations

Barry Alvarez is in his second year as an Associate Athletic Director. He oversees the football program he has built into a national power. Alvarez was named UW head coach in 1990 and has led the Badgers to three Big Ten titles and three Rose Bowl wins. The winningest football coach in UW history, Alvarez was previously an assistant coach at Notre Dame and Iowa. His Badger teams have posted the three winningest seasons in UW annals. Among his many outstanding players was '99 Heisman Trophy winner Ron Dayne. Alvarez earned his B.A. and M.A. degrees from Nebraska. He and his wife, Cindy, have two daughters and a son.



Cheryl Marra

Sports Administrator

Cheryl Marra begins her 12th year as an Associate A.D. / Sports Administrator at Wisconsin. Along with serving as the school's Senior Women's Administrator, Marra has responsibility for overseeing all sports except football. Marra also supervises the internal units of academic affairs and compliance. Marra has served on several NCAA committees including post-graduate scholarships, women's soccer and women's athletics. A 1977 graduate of Slippery Rock State, Marra received her M.A. from Ohio State in 1983. Cheryl and her husband, Jerry, have three children: Kelly, Kenny and Peter.



Jamie Pollard

Chief Financial Officer


Jamie Pollard enters his fourth full season as the Athletic Department's Chief Financial Officer. Additionally, Pollard has assumed a broader role in managing the division's support functions. The former Associate A.D. at Maryland (1994-98), oversees facilities and events, equipment, sports medicine, technical services and strength and conditioning as well as running the business office. The UW-Oshkosh graduate ('87) was inducted into that school's Athletic Hall of Fame in 1999. He was the '87 Div. III NCAA champion in the 5,000 meters. He and his wife, Ellen, have three children (Thomas, Annie and Maggie).



Al Fish

Capital Projects


Al Fish, an Administrative Officer for the department of athletics since 1989, is the division's Associate A.D. for Capital Projects. With the initiation of more than \$100 million of capital projects in the next five years, Fish will oversee those efforts which include the refurbishing of Camp Randall Stadium. Fish will continue to supervise the University Ridge Golf Course. Fish spent two years coordinating construction of the \$76.4 million Kohl Center and serving as its interim General Manager. The 1973 graduate of Luther College is married to Susan Goodwin. They have three children: Cassie, Molly and Nick.



Mike Moss

Student Services


Mike Moss starts his sixth year at the UW as an Associate A.D. / Student Services and Activities. This newly created area is responsible for addressing the needs of student-athletes. Key initiatives will be the Champs Life Skills program and the Student-Athlete Advisory Committee. He is also a representative for Plan 2008, a campus-wide diversity program. Previously, Moss was Director of Sports Operations for the Atlanta Olympic Games. He was chief administrator for six sports. The 1961 graduate of Ohio, received his M.A. from Cal State Hayward. He is also a retired lieutenant in the U.S. Naval Reserve. His wife's name is Betty Gordon.




Vince Sweeney

External Relations

Vince Sweeney is in his seventh year as an Associate A.D. in charge of external relations. Last fall, he was given additional responsibilities with various entities on campus, including the Chancellor's Office. Sweeney oversees marketing and promotions, sports information, spirit squads, special events and fundraising. He serves on the Board of the National Association of Collegiate Marketers and Greater Madison Convention & Visitors Bureau. Sweeney was 1994 "Marketer of the Year" by the American Marketing Association. Sweeney has a B.A. in journalism (1978) from UW. He and his wife, Sharon, have two daughters (Kelsey and Keara).



Director of Athletics Pat Richter



Pat Richter, the dean of Big Ten Directors of Athletics, begins his 12th year heading the athletic department at his alma mater.

The former all-star student-athlete, not only rescued the Badger athletic department in the early 1990s, but has also charted a plan for a prosperous future in the new millennium.

When Richter accepted then-Chancellor Donna Shalala's offer to run the division in '89, he inherited a \$2.1 million debt, a downtrodden program on the field, subpar facilities and deteriorating fan support.

During his administration, the Badgers have eliminated the red ink on the financial ledgers, won on the playing field, built new facilities, added three new women's sports and made it fashionable to "be a Badger."

The cumulative effect of Richter's efforts are appreciated in a recent survey conducted by *The Sporting News* which ranked the Badgers as the 10th-best program in the nation.

Every program has flourished during his administration. Some of the highlights include:

- the football team, which has three Big Ten titles, six bowls and filled Camp Randall Stadium for the past nine years.
- the men's basketball team, which has played in five NCAA tour-

neys and three NITs and produced the two winningest teams in UW history.

- the women's hoops team, which has played in four NCAA tournaments and three NITs.

Three teams -- men's hockey (1989-90), men's crew (1989-90) and men's soccer (1995) -- have won national titles during Richter's tenure.

Richter's own college athletic prowess is well-documented. He earned all-America (1961-62) and academic all-America (1962) honors as a tight end.

Richter led the Big Ten in receiving twice and topped the nation as a junior. As a senior, Richter won the prestigious 1963 Big Ten Medal of Honor.

Richter was recognized for his college gridiron exploits in 1997 with his induction into the National Football Foundation College Hall of Fame.

He also earned all-league honors in baseball at UW as a power-hitting first baseman, but the 6-5 center received his scholarship for basketball.


Pat was a first-round draft pick of the Redskins and played professionally from 1963-71. Richter earned his B.S. degree from the UW-Madison in landscape architecture (1964).

Upon retirement from the NFL, he earned a law degree (1971) from UW-Madison. After working at a Madison law firm, he joined Oscar Mayer where he was V.P. of personnel.

10-20-20 CLUB

Perhaps one of the most-satisfying seasons for Richter was 1999-2000. Heisman Trophy winner Ron Dayne led UW to a Rose Bowl victory and 10 wins overall. Both the men's and women's basketball teams won at least 20 games. The men made the Final Four and the women won the WNIT. Only 21 schools in history have accomplished that 10-20-20 success in the same season.

DAVID McDONALD



David McDonald, the former chair of the Athletic Board, has been named a special assistant to the Chancellor for Athletics. In

that role, McDonald will oversee some day-to-day operations of the Department of Athletics, including academics and rules compliance.

McDonald, a history professor first appointed to the 22-member UW Board of Athletics in 1994, served as its chairman one year succeeding Jim Hoyt.

McDonald's research and teaching interests are in the history of imperial Russia (1649-1917). He is the author of *"United Government and Russian Foreign Policy, 1900-1914"* (Harvard University Press, 1992).

Richter was honored with an NCAA Silver Anniversary Award for post-college achievements in 1988. He is a member of the State Athletic and Madison Sports Halls of Fame and the NFL Player Alumni Association.


Pat was enshrined into the UW Athletic Department and Rose Bowl Halls of Fame in '91 and '94, respectively. In 1995, he gained induction into the GTE Academic All-America Hall of Fame. The Sales & Marketing Executives of Madison named Richter their "Executive of the Year" in 1997.

Pat and his wife, Renee, have four sons: Scott (wife Khaki and grandsons J.P. and Cole), Brad (wife Chrissy and grandson Max and granddaughter Samantha), Barry (wife Kim and grandson Blake) and Tim.

2001

Chancellor John Wiley


EVENTS



John D. Wiley, chancellor of the University of Wisconsin-Madison, is the 27th leader of the university. He assumed office Jan. 1, 2001.

From 1994-2000, Wiley served as the university's provost and vice chancellor for academic affairs. From 1989-94, Wiley was dean of the UW-Madison Graduate School and the university's senior research officer. From 1986-89, he served as associate dean for research in the College of Engineering.

In his campus-level positions, Wiley has represented the institution for a variety of external constituencies, including alumni groups, the boards of trustees of university-affiliated foundations and other organizations, domestic and international inter-university cooperatives, chambers of commerce and service clubs, the state legislature and governmental bodies, the UW System Administration, and the UW System Board of Regents. He also has been deeply involved in fundraising from individual and corporate donors, and charitable foundations.




As provost, Wiley was chief operating officer and deputy chancellor, working closely with deans, faculty, academic staff and student committees in the exercise of shared governance and the overall management of the institution. As graduate school dean, Wiley oversaw all aspects of graduate study, grant submission, agency liaison, research infrastructure and centers, and technology transfer.


Wiley received his bachelor's degree in physics from Indiana University in 1964; attended graduate school at UW-Madison as an NSF Fellow and received master's and doctoral degrees in physics in 1965 and 1968, respectively. He joined the technical staff of Bell Telephone Laboratories at Murray Hill, N.J., from 1968 to 1974 and then spent a year at the Max Planck Institute in Stuttgart, Germany as an awardee of the Alexander von Humboldt Senior U.S. Service Award for Research and Training.

Wiley joined the UW-Madison faculty in the Department of Electrical and Computer Engineering in August 1975. His research and teaching focused on a variety of topics related to semiconductors and other materials and processes important to the electronics field. He is a co-founder of several highly successful research centers, including the Center for X-ray Lithography and the Engineering Research Center for Plasma-Aided Manufacturing. From 1982 to 1986, he chaired the Materials Science Program, a graduate-level, interdepartmental-committee program for master's and doctoral degrees.


Wisconsin Head Coaches



Jane Albright
Women's Basketball



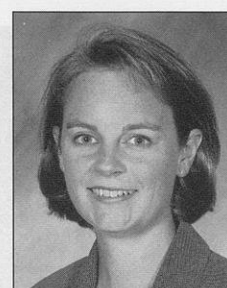
Barry Alvarez
Football




Kalekeni Banda
Men's Soccer




Trina Bourget
Women's Hockey




Mary Browning
Women's Crew




Chris Clark
Men's Crew




Barry Davis
Wrestling




Dean Duerst
Women's Soccer




Karen Gallagher
Softball




Eric Hansen
MW Swimming




Patti Henderson
Women's Tennis




Pat Klingelhoets
Men's Tennis




Maren Laliberty
Women's LW Crew



Ed Nuttycombe
Men's Track



Bo Ryan
Men's Basketball



Jeff Sauer
Men's Hockey




Jerry Schumacher
Men's Cross Country



Peter Tegen
Women's XC and Track




Dennis Tiziani
MW Golf



Pete Waite
Volleyball

2001-02 OPPONENTS



City Bank/Aloha Airlines Big Island Invitational

COLORADO STATE

Location: Fort Collins, Colo.
Founded: 1870
Enrollment: 22,600
Conference: Mountain West
Nickname: Rams
Colors: Green and Gold
President: Dr. Albert C. Yates
Athletic Director: TBA
Arena: Moby Arena
Capacity: 8,745
2000-01 Record: 15-13
Conf. Record/Finish: 6-8/5th
Postseason: None
Lettermen Returning/Lost: 4/6
Starters Returning/Lost: 1/4
Head Coach: Dale Layer
Alma Mater: Eckerd College, 1980
Career Record: 182-100 (10 yrs.)
Record at CSU: 15-13 (1 yr.)
Assistant Coach: Pat Eberhart
Assistant Coach: Bill Peterson
Assistant Coach: Buzz Williams
Office Phone: (970) 491-6232
Basketball SID: Gary Ozzello
Office Phone: (970) 491-5067
Home Phone: (970) 493-5574
Email: ramsid@lamar.colostate.edu
SID Fax: (970) 491-1348
Press Row Phone: (970) 491-3981
Website: CSURAMS.com

HAWAII

Location: Honolulu, Hawaii
Founded: 1907
Enrollment: 16,356
Conference: Western Athletic
Nickname: Rainbow Warriors
Colors: Green, Black, Silver, and White
President: Dr. Evan S. Dobbelle
Athletic Director: Hugh Yoshida
Arena: Stan Sheriff Center
Capacity: 10,300
2000-01 Record: 17-14
Conf. Record/Finish: 8-8/T5th
Postseason: NCAA (1st Round)
Lettermen Returning/Lost: 8/6
Starters Returning/Lost: 3/2
Head Coach: Riley Wallace
Alma Mater: Centenary, 1964
Career Record: 231-225 (15 yrs.)
Record at Hawaii: 216-198 (14 yrs.)
Assistant Coach: Bob Nash
Assistant Coach: Jackson Wheeler
Assistant Coach: Scott Rigot
Office Phone: (808) 956-6501
Basketball SID: Derek Inouchi
Office Phone: (808) 956-7523
Home Phone: (808) 595-3123
Email: mediarel@hawaii.edu
SID Fax: (808) 956-4470
Press Row Phone: (808) 956-9408
Website: taz.hper.hawaii.edu

HAWAII-HILO

Location: Hilo, Hawaii
Founded: 1947
Enrollment: 2,873
Conference: Pacific West
Nickname: Vulcans
Colors: Red, White and Navy Blue
President: Dr. Evan Dobbelle
Athletic Dir.: Kathleen McNally
Arena: Afook-Chinen Civic Aud.
Capacity: 1,000
2000-01 Record: 16-11
Conf. Record/Finish: 11-7/2nd
Postseason: None
Lettermen Returning/Lost: 10/4
Starters Returning/Lost: 2/3
Head Coach: Jeff Law
Alma Mater: SUNY Plattsburgh, '85
Career Record: 35-44 (3 yrs.)
Record at UH-Hilo: Same
Assistant Coach: Eric Sanchez
Assistant Coach: Alike Smith
Assistant Coach: Paul Lee
Office Phone: (808) 974-7701
Basketball SID: Kelly Leong
Office Phone: (808) 974-7606
Home Phone: (808) 895-0929
Email: kellyl@hawaii.edu
SID Fax: (808) 974-7711
Press Row Phone: (808) 895-0929
Website: vulcans.uhh.hawaii.edu

LOUISIANA STATE

Location: Baton Rouge, La.
Founded: 1860
Enrollment: 29,022
Conference: Southeastern
Nickname: Fighting Tigers
Colors: Purple and Gold
President: Dr. Mark A. Emmert
Athletic Director: Skip Bertman
Arena: Pete Maravich Assembly
Capacity: 14,184
2000-01 Record: 13-16
Conf. Record/Finish: 2-14/6th-W
Postseason: None
Lettermen Returning/Lost: 7/4
Starters Returning/Lost: 3/2
Head Coach: John Brady
Alma Mater: Bellhaven, 1976
Career Record: 151-132 (10 yrs.)
Record at LSU: 62-55 (4 yrs.)
Assistant Coach: Kermit Davis
Assistant Coach: Butch Pierre
Assistant Coach: Mike Giorlando
Office Phone: (225) 578-8217
Basketball SID: C. Kent Lowe
Office Phone: (225) 578-8226
Home Phone: (225) 761-1734
Email: clowe@lsu.edu
SID Fax: (225) 578-1861
Press Row Phone: (225) 578-8226
Website: LSUsports.net

MERCER

Location: Macon, Ga.
Founded: 1833
Enrollment: 7,000
Conference: Atlantic Sun
Nickname: Bears
Colors: Black and Orange
President: Dr. R. Kirby Godsey
Athletic Director: Bobby Pope
Arena: Macon Coliseum
Capacity: 8,500
2000-01 Record: 13-15
Conf. Record/Finish: 10-8/6th
Postseason: None
Lettermen Returning/Lost: 5/6
Starters Returning/Lost: 2/3
Head Coach: Mark Slonaker
Alma Mater: Georgia, 1980
Career Record: 38-75 (4 yrs.)
Record at Mercer: Same
Assistant Coach: Mike Gillespie
Assistant Coach: Cleveland Jackson
Assistant Coach: Jeremy Luther
Office Phone: (478) 301-2736
Basketball SID: Kevin Coulombe
Office Phone: (478) 301-2735
Home Phone: (478) 476-0952
Email: coulombe_kd@mercer.edu
SID Fax: (478) 301-5350
Press Row Phone: (478) 746-2310
Website: mercer.edu

SOUTH CAROLINA STATE

Location: Orangeburg, S.C.
Founded: 1896
Enrollment: 5,000
Conference: Mid-Eastern Athletic
Nickname: Bulldogs
Colors: Garnet and Blue
President: Dr. Leroy Davis
Athletic Director: Dr. Timothy J. Autry
Arena: Smith-Hammond Memorial Center
Capacity: 3,200
2000-01 Record: 19-13
Conf. Record/Finish: 14-4 (T1st)
Postseason: None
Lettermen Returning/Lost: 7/3
Starters Returning/Lost: 4/1
Head Coach: Cy Alexander
Alma Mater: Catawba, 1975
Career Record: 242-175 (14 yrs.)
Record at SC State: Same
Assistant Coach: Francis Simmons
Assistant Coach: Jamal Brown
Assistant Coach: Tim Gates
Office Phone: (803) 533-8586
Basketball SID: Kendrick Lewis
Office Phone: (803) 536-7060
Home Phone: (803) 536-1814
Email: kelew@hotmail.com
SID Fax: (803) 536-8622
Press Row Phone: (803) 536-8653
Website: www.scsusports.com

WEBER STATE

Location: Ogden, Utah
Founded: 1888
Enrollment: 16,000
Conference: Big Sky
Nickname: Wildcats
Colors: Royal Purple and White
President: Dr. Paul H. Thompson
Athletic Director: John Johnson
Arena: Dee Evans Center
Capacity: 12,000
2000-01 Record: 15-14
Conf. Record/Finish: 8-8/5th
Postseason: None
Lettermen Returning/Lost: 7/4
Starters Returning/Lost: 3/2
Head Coach: Joe Cravens
Alma Mater: Texas-Arlington, 1977
Career Record: 88-76 (6 yrs.)
Record at Weber: 33-24 (2 yrs.)
Assistant Coach: Kirk Earlywine
Assistant Coach: John Stroia
Office Phone: (801) 626-6496
Basketball SID: Brad Larsen
Office Phone: (801) 626-6010
Home Phone: (801) 776-5376
Email: blarsen3@weber.edu
SID Fax: (801) 626-6490
Press Row Phone: (801) 626-6588
Website: weber.edu/athletics

TOURNAMENT NOTES

Wisconsin also played in the Big Island Invitational in 1997 ... the Badgers dropped their first game to Pacific but bounced back to win the consolation bracket and finish fifth ... defeated No. 18 Oklahoma then beat Montana ... Wisconsin has never met UH-Hilo, its first-round opponent ... if UW meets LSU in its second game, it will mark a rematch of the 2000 West Regional semifinal, which the Badgers won 61-48 ... UW has never lost to LSU (4-0) ... the Badgers have never faced Weber St., Colo. St., S. Carolina St. or Mercer ... they defeated Hawaii in the their only meeting in 1986.

Big Island Invitational Tournament Bracket

DATE: NOV. 23-25 AT UH-HILO
Afook-Chinen Civic Auditorium

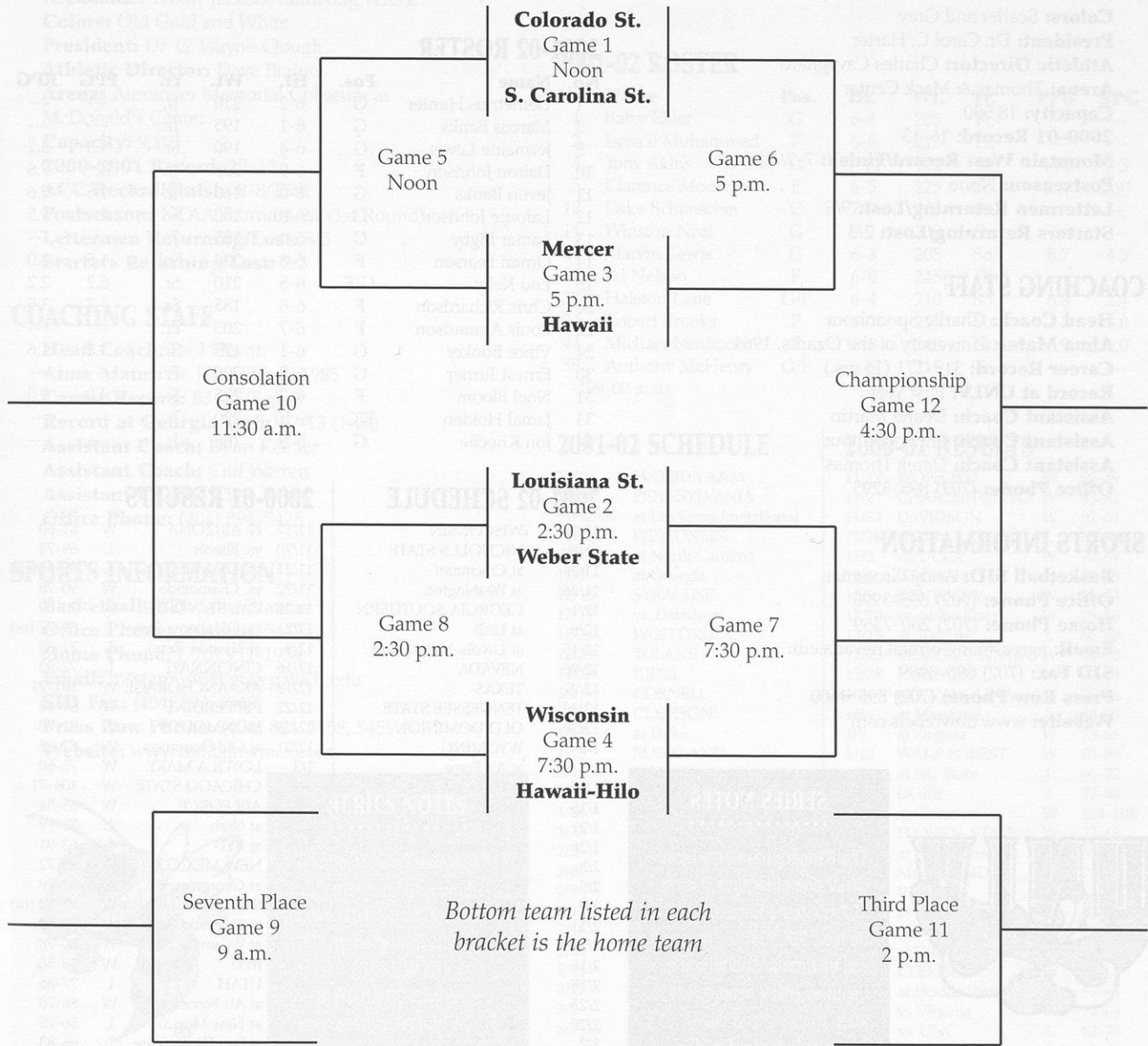
Nov. 25

Nov. 24

Nov. 23

Nov. 24

Nov. 25



UNLV Runnin' Rebels

DATE: NOV. 17 AT UNLV
Time/Site: 9:30 pm • Thomas & Mack Center

QUICK FACTS

Location: Las Vegas, Nev.
Founded: 1957
Enrollment: 23,000
Conference: Mountain West
Nickname: Runnin' Rebels
Colors: Scarlet and Gray
President: Dr. Carol C. Harter
Athletic Director: Charles Cavagnaro
Arena: Thomas & Mack Center
Capacity: 18,500
2000-01 Record: 16-13
Mountain West Record/Finish: 7-7/4th
Postseason: None
Lettermen Returning/Lost: 9/6
Starters Returning/Lost: 2/3

COACHING STAFF

Head Coach: Charlie Spoonhour
Alma Mater: University of the Ozarks, 1961
Career Record: 319-171 (16 yrs.)
Record at UNLV: First year
Assistant Coach: Deane Martin
Assistant Coach: Jay Spoonhour
Assistant Coach: Derek Thomas
Office Phone: (702) 895-3295


SPORTS INFORMATION

Basketball SID: Andy Grossman
Office Phone: (702) 895-3995
Home Phone: (702) 260-7369
Email: agrossman@ccmail.nevada.edu
SID Fax: (702) 895-0989
Press Row Phone: (702) 895-4600
Website: www.unlvrebels.com




SERIES NOTES

The Badgers have only faced UNLV one other time, losing 102-65 in the Rebel Classic on Nov. 28, 1987 ... the game will be Charlie Spoonhour's debut as UNLV head coach after 16 years as a head coach at SLU and SWMS.



Head Coach
Charlie Spoonhour



Junior Forward
Dalron Johnson



Basketball SID
Andy Grossman

2001-02 ROSTER

| No. | Name | Pos. | Ht. | Wt. | Yr. | PPG | RPG |
|-----|------------------|------|------|-----|-----|------|-----|
| 1 | Demetrius Hunter | G | 6-2 | 210 | Jr. | --- | --- |
| 3 | Marcus Banks | G | 6-1 | 195 | Jr. | --- | --- |
| 5 | Jermaine Lewis | G | 6-4 | 190 | Sr. | 9.3 | 3.2 |
| 10 | Dalron Johnson | F | 6-9 | 205 | Jr. | 12.3 | 7.6 |
| 11 | Jevon Banks | G | 6-0 | 160 | Jr. | 1.6 | 0.6 |
| 12 | Lafonte Johnson | G | 5-10 | 160 | So. | 4.4 | 1.5 |
| 13 | Lamar Bigby | G | 6-4 | 185 | Jr. | --- | --- |
| 14 | Omari Pearson | F | 6-8 | 220 | So. | 1.5 | 1.0 |
| 15 | Lou Kelly | G/F | 6-5 | 210 | Sr. | 6.2 | 2.2 |
| 20 | Chris Richardson | F | 6-6 | 185 | Sr. | 4.7 | 3.5 |
| 22 | Louis Amundson | F | 6-7 | 205 | Fr. | --- | --- |
| 24 | Vince Booker | G | 6-1 | 175 | Sr. | 3.8 | 1.6 |
| 30 | Ernest Turner | G | 6-2 | 200 | Fr. | --- | --- |
| 31 | Noel Bloom | F | 6-7 | 225 | Sr. | 0.0 | 0.0 |
| 33 | Jamal Holden | F/C | 6-10 | 220 | Jr. | --- | --- |
| 44 | Jon Knoche | G | 5-9 | 165 | Jr. | --- | --- |

2001-02 SCHEDULE

| | |
|-------|---------------------|
| 11/17 | WISCONSIN |
| 11/20 | NICHOLLS STATE |
| 11/24 | at Cincinnati |
| 11/28 | at Washington |
| 12/1 | GEORGIA SOUTHERN |
| 12/8 | at UAB |
| 12/15 | at Loyola-Marymount |
| 12/20 | NEVADA |
| 12/22 | TEXAS |
| 12/28 | TENNESSEE STATE |
| 12/30 | OLD DOMINION |
| 1/5 | WYOMING |
| 1/7 | at Air Force |
| 1/12 | at Utah |
| 1/15 | at BYU |
| 1/21 | COLORADO STATE |
| 1/26 | at San Diego State |
| 2/3 | DEPAUL |
| 2/5 | at New Mexico |
| 2/9 | BYU |
| 2/11 | UTAH |
| 2/13 | FLORIDA INT. |
| 2/16 | at Wyoming |
| 2/18 | at Colorado State |
| 2/23 | SAN DIEGO STATE |
| 2/28 | AIR FORCE |
| 3/2 | NEW MEXICO |
| 3/7-9 | at MWC Tournament |

2000-01 RESULTS

| | | | |
|-------|--------------------|---|------------|
| 11/17 | N. ARIZONA | W | 81-60 |
| 11/20 | vs. Illinois | L | 69-74 |
| 11/21 | vs. Louisville | L | 85-86 (ot) |
| 11/22 | vs. Chaminade | W | 90-78 |
| 11/25 | CAL ST. NORTH. | W | 70-69 |
| 12/2 | vs. Oklahoma State | L | 69-77 (ot) |
| 12/9 | at Nevada, Reno | L | 71-80 |
| 12/16 | CINCINNATI | L | 72-90 |
| 12/18 | AK.-ANCHORAGE | W | 101-71 |
| 12/22 | PEPPERDINE | W | 69-64 |
| 12/28 | MONMOUTH | W | 81-70 |
| 12/31 | at Old Dominion | W | 82-67 |
| 1/3 | LOYOLA MARY. | W | 75-60 |
| 1/6 | CHICAGO STATE | W | 106-71 |
| 1/8 | AIR FORCE | W | 65-54 |
| 1/13 | at Utah | L | 70-79 |
| 1/15 | at BYU | L | 63-91 |
| 1/22 | NEW MEXICO | W | 80-72 |
| 1/25 | at Georgetown | L | 62-79 |
| 1/27 | SAN DIEGO ST. | W | 82-72 (ot) |
| 2/3 | at Colorado State | L | 55-80 |
| 2/5 | at Wyoming | W | 80-78 |
| 2/10 | BYU | W | 68-56 |
| 2/12 | UTAH | L | 77-85 |
| 2/17 | at Air Force | W | 86-78 |
| 2/19 | at New Mexico | L | 56-75 |
| 2/24 | at San Diego State | L | 66-83 |
| 3/1 | COLORADO ST. | L | 62-68 |
| 3/3 | WYOMING | W | 106-102 |

Georgia Tech Yellow Jackets

DATE: NOV. 28 AT GEORGIA TECH
Time/Site: 6 pm • Alexander Memorial Coliseum
at McDonald's Center

QUICK FACTS


Location: Atlanta, Ga.
Founded: 1885
Enrollment: 14,000
Conference: Atlantic Coast
Nickname: Yellow Jackets, Rambling Wreck
Colors: Old Gold and White
President: Dr. G. Wayne Clough
Athletic Director: Dave Braine
Arena: Alexander Memorial Coliseum at McDonald's Center
Capacity: 9,191
2000-2001 Record: 17-13
ACC Record/Finish: 8-8/T5th
Postseason: NCAA Tournament (1st Round)
Lettermen Returning/Lost: 8/5
Starters Returning/Lost: 2/3

COACHING STAFF


Head Coach: Paul Hewitt
Alma Mater: St. John Fisher, 1985
Career Record: 83-40 (5 yrs.)
Record at Georgia Tech: 17-13 (1 yr.)
Assistant Coach: Dean Keener
Assistant Coach: Cliff Warren
Assistant Coach: Willie Reese
Office Phone: (404) 894-5425

SPORTS INFORMATION


Basketball SID: Mike Stamus
Office Phone: (404) 894-5445
Home Phone: (770) 951-1939
Email: msstamus@at.gtata.gatech.edu
SID Fax: (404) 894-1248
Press Row Phone: (404) 894-5458, 5459
Website: www.ramblinwreck.com



Head Coach
Paul Hewitt



Senior Guard
Tony Akins



Basketball SID
Mike Stamus

2001-02 ROSTER

| No. | Name | Pos. | Ht. | Wt. | Yr. | PPG | RPG |
|-----|------------------|------|------|-----|-----|------|------|
| 1 | Barry Elder | G | 6-4 | 205 | Fr. | --- | --- |
| 2 | Isma'il Muhammad | F | 6-6 | 215 | Fr. | --- | --- |
| 3 | Tony Akins | G | 5-11 | 182 | Sr. | 14.5 | 3.5 |
| 5 | Clarence Moore | F | 6-5 | 225 | So. | 4.8* | 3.9* |
| 12 | Luke Schenscher | C | 7-0 | 230 | Fr. | --- | --- |
| 14 | Winston Neal | G | 6-1 | 200 | Sr. | --- | --- |
| 24 | Marvin Lewis | G | 6-3 | 205 | So. | 8.7 | 4.5 |
| 32 | Ed Nelson | F | 6-8 | 245 | Fr. | --- | --- |
| 33 | Halston Lane | G/F | 6-4 | 210 | So. | 6.8 | 2.4 |
| 34 | Robert Brooks | F | 6-7 | 215 | So. | 2.8 | 3.0 |
| 44 | Michael Isenhour | F | 6-8 | 248 | Sr. | 0.9 | 1.0 |
| 55 | Anthony McHenry | G/F | 6-6 | 215 | Fr. | --- | --- |

* - '99-00 stats

2001-02 SCHEDULE

| | |
|----------|---------------------------|
| 11/16 | FLORIDA A&M |
| 11/19 | PENNSYLVANIA |
| 11/22-24 | at Las Vegas Invitational |
| 11/28 | WISCONSIN |
| 12/2 | at North Carolina |
| 12/9 | at Georgia |
| 12/16 | SYRACUSE |
| 12/19 | vs. Davidson |
| 12/21 | WOFFORD |
| 12/23 | TULANE |
| 12/29 | IUPUI |
| 1/2 | CORNELL |
| 1/5 | CLEMSON |
| 1/10 | at Duke |
| 1/13 | MARYLAND |
| 1/19 | at NC State |
| 1/22 | VIRGINIA |
| 1/26 | at Wake Forest |
| 1/30 | FLORIDA STATE |
| 2/2 | NORTH CAROLINA |
| 2/6 | at Clemson |
| 2/9 | DUKE |
| 2/13 | at Maryland |
| 2/16 | at Saint Louis |
| 2/20 | NC STATE |
| 2/23 | at Virginia |
| 2/27 | WAKE FOREST |
| 3/2 | at Florida State |
| 3/7-10 | at ACC Tournament |

2000-01 RESULTS

| | | | |
|-------|-------------------|---|---------|
| 11/17 | WOFFORD | W | 92-49 |
| 11/21 | CHARLESTON SO. | W | 85-62 |
| 11/24 | DAVIDSON | W | 92-61 |
| 11/28 | at Iowa | L | 67-85 |
| 12/2 | vs. UCLA | W | 72-67 |
| 12/6 | GEORGIA | L | 70-75 |
| 12/9 | KENTUCKY | W | 86-84 |
| 12/18 | vs. Idaho State | W | 78-56 |
| 12/19 | at Stanford | L | 66-80 |
| 12/23 | MORGAN STATE | W | 94-58 |
| 12/28 | HARVARD | W | 90-59 |
| 1/2 | NO. CAROLINA | L | 70-84 |
| 1/6 | at Maryland | L | 80-93 |
| 1/9 | at Virginia | W | 73-68 |
| 1/13 | WAKE FOREST | W | 95-89 |
| 1/16 | at NC State | L | 60-72 |
| 1/20 | DUKE | L | 77-98 |
| 1/24 | at Clemson | W | 111-108 |
| 1/27 | FLORIDA STATE | W | 77-68 |
| 2/3 | at North Carolina | L | 69-820 |
| 2/6 | MARYLAND | W | 72-62 |
| 2/11 | VIRGINIA | W | 62-56 |
| 2/14 | at Wake Forest | L | 65-81 |
| 2/17 | NC STATE | W | 69-54 |
| 2/21 | at Duke | L | 54-98 |
| 2/25 | CLEMSON | W | 85-64 |
| 2/28 | at Florida State | L | 59-69 |
| 3/9 | vs. Virginia | W | 74-69 |
| 3/10 | vs. UNC | L | 63-70 |
| 3/15 | vs. St. Joseph's | L | 62-66 |

SERIES NOTES

Wisconsin won the only previous meeting between the teams, 104-84 on Dec. 28, 1963 at the Milwaukee Classic ... the UW is 1-1 in the Big Ten/ACC Challenge while Georgia Tech is 0-2.



UW-Green Bay Phoenix

DATE: DEC. 1 AT WISCONSIN

Time/Site: 1 pm • Kohl Center

QUICK FACTS

Location: Green Bay, Wis.
Founded: 1965
Enrollment: 5,550
Conference: Horizon League
Nickname: Phoenix
Colors: Green, White, and Red
President: Dr. Bruce Shepard
Athletic Director: TBA
Arena: Brown County Arena
Capacity: 5,600
2000-01 Record: 11-17
Horizon League Record/Finish: 4-10/7th
Postseason: None
Lettermen Returning/Lost: 11/3
Starters Returning/Lost: 3/2

COACHING STAFF

Head Coach: Mike Heideman
Alma Mater: UW-LaCrosse, 1971
Career Record: 167-99 (10 yrs.)
Record at UW-Green Bay: 101-74 (6 yrs.)
Assistant Coach: Bob Semling
Assistant Coach: Ben Johnson
Assistant Coach: Woody Wilson
Office Phone: (920) 465-2145

SPORTS INFORMATION

Basketball SID: Brian Nicol
Office Phone: (920) 465-2498
Home Phone: (920) 465-0576
Email: nicolb@uwgb.edu
SID Fax: (920) 465-2357
Press Row Phone: (920) 494-0711
Website: www.uwgb.edu/athletics




SERIES NOTES


Wisconsin has never lost to UW-Green Bay (7-0), including a 61-53 victory in Green Bay on Dec. 6 of last year ... Bo Ryan was 3-2 against the Phoenix in two years at UW-Milwaukee.



Head Coach
Mike Heideman



Junior Forward
Mike King



Basketball SID
Brian Nicol

2001-02 ROSTER

| No. | Name | Pos. | Ht. | Wt. | Yr. | PPG | RPG |
|-----|--------------------|------|------|-----|-----|-----|-----|
| 2 | Calix N'diaye | G | 6-3 | 190 | Fr. | --- | --- |
| 3 | Greg Monfre | G | 5-11 | 175 | So. | 4.2 | 1.2 |
| 4 | Ryan Mueller | G/F | 6-6 | 225 | Sr. | 2.3 | 1.8 |
| 5 | DeVante Blanks | G | 5-10 | 165 | Sr. | 2.8 | 1.1 |
| 10 | Slaven Markovic | F | 6-8 | 235 | Jr. | --- | --- |
| 11 | Matt Rohde | G | 6-2 | 175 | Fr. | --- | --- |
| 13 | Marshall Williams | G | 6-4 | 200 | Jr. | --- | --- |
| 14 | Ashley Booth | G | 5-10 | 175 | Jr. | --- | --- |
| 15 | Derek Scheidt | G | 6-3 | 185 | So. | 1.9 | 1.0 |
| 23 | Chancellor Collins | G/F | 6-4 | 195 | Jr. | 4.8 | 3.6 |
| 24 | Aaron Shaw | G | 6-5 | 180 | So. | 4.4 | 1.8 |
| 30 | Aaron Jessup | G | 6-4 | 200 | Sr. | 6.4 | 3.4 |
| 34 | Greg Babcock | C | 6-9 | 235 | Jr. | 2.2 | 1.8 |
| 44 | Kevin Hughes | F | 6-7 | 215 | So. | 2.0 | 1.2 |
| 54 | Mike King | F | 6-8 | 235 | Jr. | 9.6 | 3.6 |

2001-02 SCHEDULE

| | |
|----------|---------------------------------|
| 11/17 | MISSOURI-KC |
| 11/20 | at Kansas State |
| 11/25 | NORTHERN IOWA |
| 11/27 | CHICAGO STATE |
| 12/1 | at Wisconsin |
| 12/8 | at St. Bonaventure |
| 12/11 | EASTERN MICHIGAN |
| 12/15 | at Missouri-Kansas City |
| 12/22 | at Evansville |
| 12/28-29 | ONEIDA BINGO AND CASINO CLASSIC |
| 1/5 | at UW-Milwaukee |
| 1/10 | ILLINOIS-CHICAGO |
| 1/12 | LOYOLA |
| 1/17 | at Butler |
| 1/19 | at Wright State |
| 1/24 | DETROIT |
| 1/26 | CLEVELAND STATE |
| 1/28 | YOUNGSTOWN STATE |
| 2/7 | at Loyola |
| 2/9 | at Illinois-Chicago |
| 2/11 | at Detroit |
| 2/14 | BUTLER |
| 2/17 | WRIGHT STATE |
| 2/21 | at Youngstown State |
| 2/23 | at Cleveland State |
| 2/25 | UW-MILWAUKEE |
| 3/1-5 | at Horizon League Tourn. |

2000-01 RESULTS

| | | | |
|-------|---------------------|------------|-------|
| 11/17 | at Idaho | W | 62-50 |
| 11/19 | at Gonzaga | L | 58-85 |
| 11/22 | HAMPTON | L | 70-73 |
| 11/25 | EVANSVILLE | W | 67-64 |
| 11/29 | at Eastern Michigan | W | 49-48 |
| 12/2 | at Miami | L | 42-56 |
| 12/6 | WISCONSIN | L | 53-61 |
| 12/9 | KENT STATE | L | 47-64 |
| 12/11 | WRIGHT STATE | L | 67-68 |
| 12/16 | at Syracuse | L | 57-69 |
| 12/20 | GONZAGA | W | 72-61 |
| 12/29 | SAMFORD | W | 53-48 |
| 12/30 | YOUNGSTOWN ST.W | 66-58 (ot) | |
| 1/2 | SAN FRANCISCO | W | 62-53 |
| 1/6 | UW-MILWAUKEE | W | 53-49 |
| 1/10 | at Loyola | L | 55-57 |
| 1/13 | ILLINOIS-CHIC. | L | 51-55 |
| 1/22 | BUTLER | W | 69-68 |
| 1/25 | at Cleveland State | L | 72-76 |
| 1/27 | at Detroit | L | 74-91 |
| 2/3 | at UW-Milwaukee | L | 57-79 |
| 2/8 | at Illinois-Chicago | W | 52-43 |
| 2/13 | LOYOLA | W | 60-56 |
| 2/15 | at Wright State | L | 48-67 |
| 2/17 | at Butler | L | 52-78 |
| 2/22 | DETROIT | L | 46-58 |
| 2/24 | CLEVELAND ST. | L | 60-63 |
| 3/3 | vs. Detroit | L | 58-66 |

Temple Owls

DATE: DEC. 3 AT WISCONSIN

Time/Site: 7 pm • Kohl Center

QUICK FACTS


Location: Philadelphia, Pa.
Founded: 1884
Enrollment: 29,000
Conference: Atlantic 10
Nickname: Owls
Colors: Cherry and White
President: Dr. David Adamany
Athletic Director: Dave O'Brien
Arena: Liacouras Center
Capacity: 10,206
2000-01 Record: 24-13
A-10 Record/Finish: 12-4/3rd
Postseason: NCAA Tournament (Elite Eight)
Lettermen Returning/Lost: 7/2
Starters Returning/Lost: 4/1

COACHING STAFF

Head Coach: John Chaney
Alma Mater: Bethune-Cookman, 1955
Career Record: 656-238 (29 yrs.)
Record at Temple: 431-179 (19 yrs.)
Assistant Coach: Nate Blackwell
Assistant Coach: Dan Leibovitz
Assistant Coach: John DiSangro
Office Phone: (215) 204-7443

SPORTS INFORMATION

Basketball SID: Chet Zukowski
Office Phone: (215) 204-6912
Home Phone: (215) 633-0377
Email: chetzukowski@hotmail.com
SID Fax: (215) 204-7499
Press Row Phone: (215) 204-7445
Website: www.owlsports.com




SERIES NOTES

Wisconsin leads the all-time series 5-2 and has won three straight contests against Temple ... this will be the seventh consecutive season the two teams have met ... UW holds a 2-1 advantage in Madison.



Head Coach
John Chaney



Senior Guard
Lynn Greer



Basketball SID
Chet Zukowski

2001-02 ROSTER

| No. | Name | Pos. | Ht. | Wt. | Yr. | PPG | RPG |
|-----|----------------|------|------|-----|-----|------|-----|
| 1 | Greg Jefferson | F | 6-5 | 220 | Jr. | 2.0 | 2.5 |
| 3 | Brian Polk | G | 6-4 | 210 | So. | -- | -- |
| 4 | Glen Elliott | F | 6-9 | 235 | Fr. | -- | -- |
| 14 | Lynn Greer | G | 6-2 | 175 | Sr. | 18.2 | 3.6 |
| 15 | Hawley Smith | F | 6-6 | 210 | Fr. | -- | -- |
| 21 | Nile Murray | G | 6-4 | 200 | Fr. | -- | -- |
| 22 | Jay Jameson | G | 6-0 | 170 | Sr. | -- | -- |
| 23 | Alex Wesby | F | 6-6 | 190 | Sr. | 10.1 | 5.5 |
| 30 | Ron Rollerson | C | 6-10 | 295 | Sr. | 3.1 | 4.2 |
| 34 | David Hawkins | G | 6-4 | 215 | So. | 10.4 | 4.4 |
| 40 | Rouldra Thomas | F | 6-8 | 225 | Sr. | 0.2 | 0.7 |
| 42 | Kevin Lyde | C | 6-10 | 260 | Sr. | 12.8 | 8.9 |

2001-02 SCHEDULE

| | |
|-------|----------------------|
| 11/8 | vs. Florida |
| 11/9 | vs. Maryland/Arizona |
| 11/29 | CHARLOTTE |
| 12/1 | PENN STATE |
| 12/3 | at Wisconsin |
| 12/5 | at Duke |
| 12/8 | vs. Villanova |
| 12/18 | vs. Alabama |
| 12/20 | MEMPHIS |
| 12/22 | DE PAUL |
| 12/30 | PENNSYLVANIA |
| 1/6 | at Fordham |
| 1/9 | DUQUESNE |
| 1/12 | RHODE ISLAND |
| 1/16 | at St. Bonaventure |
| 1/19 | at Massachusetts |
| 1/23 | RICHMOND |
| 1/26 | at NC State |
| 1/30 | FORDHAM |
| 2/2 | ST. JOSEPH'S |
| 2/6 | at Rhode Island |
| 2/9 | at George Washington |
| 2/13 | at La Salle |
| 2/16 | MASSACHUSETTS |
| 2/20 | XAVIER |
| 2/23 | ST. BONAVENTURE |
| 2/27 | at Dayton |
| 3/3 | at St. Joseph's |
| 3/6-9 | at A-10 Tournament |

2000-01 RESULTS


| | | | |
|-------|--------------------|---|------------|
| 11/13 | DELAWARE | W | 56-49 |
| 11/15 | NEW MEXICO | W | 61-49 |
| 11/17 | at Memphis | W | 67-62 |
| 11/22 | vs. Indiana | W | 69-61 |
| 11/24 | vs. Duke | L | 61-63 |
| 11/30 | at Miami | L | 58-66 |
| 12/2 | DUKE | L | 68-93 |
| 12/5 | at Villanova | L | 62-69 |
| 12/9 | at Penn State | L | 60-66 |
| 12/14 | WISCONSIN | L | 58-66 |
| 12/21 | WAKE FOREST | L | 65-73 |
| 12/23 | CLEVELAND ST. | W | 73-46 |
| 12/29 | at Pennsylvania | W | 74-60 |
| 1/4 | at La Salle | W | 75-61 |
| 1/6 | ST. BONAVENTURE | W | 63-43 |
| 1/11 | at Dayton | W | 68-48 |
| 1/13 | FORDHAM | W | 77-70 |
| 1/16 | ST. JOSEPH'S | L | 51-73 |
| 1/20 | at DePaul | L | 64-65 |
| 1/23 | at Fordham | W | 90-72 |
| 1/27 | MASSACHUSETTS | L | 64-65 (ot) |
| 2/1 | at Duquesne | W | 84-58 |
| 2/4 | RHODE ISLAND | W | 77-47 |
| 2/8 | GEORGE WASH. | W | 91-58 |
| 2/10 | at Xavier | L | 71-78 |
| 2/13 | at St. Joseph's | L | 62-71 |
| 2/17 | at Massachusetts | W | 84-52 |
| 2/24 | DAYTON | W | 70-62 |
| 2/28 | LA SALLE | W | 60-58 |
| 3/3 | at George Wash. | W | 92-88 |
| 3/8 | vs. Dayton | W | 76-63 |
| 3/9 | vs. George Wash. | W | 77-76 |
| 3/10 | vs. Massachusetts | W | 76-65 |
| 3/16 | vs. Texas | W | 79-65 |
| 3/18 | vs. Florida | W | 75-54 |
| 3/23 | vs. Penn State | W | 84-72 |
| 3/25 | vs. Michigan State | L | 62-69 |

Ohio Bobcats


DATE: DEC. 8 AT OHIO
Time/Site: TBA • Convocation Center

QUICK FACTS


Location: Athens, Ohio
Founded: 1804
Enrollment: 26,404
Conference: Mid-American
Nickname: Bobcats
Colors: Hunter Green and White
President: Dr. Robert Glidden
Athletic Director: Thomas Boeh
Arena: Convocation Center
Capacity: 13,000
2000-01 Record: 19-11
MAC Record/Finish: 12-6/T2nd
Postseason: None
Lettermen Returning/Lost: 9/3
Starters Returning/Lost: 3/2



Head Coach
Tim O'Shea



Junior Forward
Brandon Hunter



Basketball SID
Jim Stephan

2001-02 ROSTER

| No. | Name | Pos. | Ht. | Wt. | Yr. | PPG | RPG |
|-----|-------------------|------|-----|-----|-----|------|-----|
| 22 | Thomas Stephens | G | 6-0 | 170 | So. | 1.1 | 1.5 |
| 25 | Steve Esterkamp | G/F | 6-6 | 200 | Jr. | 10.7 | 3.7 |
| 33 | Jon Sanderson | F | 6-7 | 230 | Jr. | 8.9 | 3.8 |
| 34 | Brandon Hunter | F | 6-7 | 260 | Jr. | 18.1 | 9.4 |
| 40 | Patrick Flomo | C | 6-9 | 205 | Sr. | 9.1 | 6.5 |
| | Sonny Johnson | F | 6-5 | 211 | So. | -- | -- |
| | Zach Kiewkow | G | 6-1 | 180 | Fr. | -- | -- |
| | James Bridgewater | G/F | 6-4 | 200 | Fr. | -- | -- |

COACHING STAFF

Head Coach: Tim O'Shea
Alma Mater: Boston College, 1984
Career Record: First year
Record at Ohio: First year
Assistant Coach: John Rhodes
Assistant Coach: Gary Manchel
Assistant Coach: Kevin Kuwik
Office Phone: (740) 593-1956

SPORTS INFORMATION

Basketball SID: Jim Stephan
Office Phone: (740) 593-1298
Home Phone: (740) 592-4012
Email: stephan@ohio.edu
SID Fax: (740) 597-1898
Press Row Phone: (740) 593-0516
Website: www.ohiobobcats.com

2001-02 SCHEDULE

| | |
|-------|--------------------------|
| 11/26 | at Navy |
| 11/29 | DUQUESNE |
| 12/5 | at DePaul |
| 12/8 | WISCONSIN |
| 12/12 | at St. Bonaventure |
| 12/15 | OAKLAND |
| 12/27 | vs. Long Island |
| 12/28 | vs. Vermont/Florida Int. |
| 1/2 | at Northern Illinois |
| 1/5 | at Akron |
| 1/9 | WESTERN MICHIGAN |
| 1/12 | at Kent State |
| 1/15 | at Buffalo |
| 1/19 | MIAMI (OH) |
| 1/22 | at Eastern Michigan |
| 1/26 | at Western Michigan |
| 1/30 | AKRON |
| 2/2 | MARSHALL |
| 2/6 | at Bowling Green |
| 2/9 | BALL STATE |
| 2/11 | at Miami (OH) |
| 2/13 | CENTRAL MICHIGAN |
| 2/16 | at Marshall |
| 2/20 | at North Carolina |
| 2/23 | KENT STATE |
| 2/27 | TOLEDO |
| 3/2 | BOWLING GREEN |
| 3/4 | at MAC Tournament |

2000-01 RESULTS

| | | | |
|-------|---------------------|---|------------|
| 11/22 | RIO GRANDE | W | 91-70 |
| 12/2 | vs. Niagara | W | 77-64 |
| 12/6 | at Virginia | L | 71-90 |
| 12/9 | at Wisconsin | L | 46-65 |
| 12/12 | at Duquesne | L | 89-94 |
| 12/16 | at Western Michigan | L | 65-76 |
| 12/19 | WEST VIRGINIA | W | 79-67 |
| 12/22 | at Oakland | W | 92-85 |
| 12/29 | vs. Arizona State | W | 75-51 |
| 12/30 | vs. Pepperdine | L | 76-78 (ot) |
| 1/3 | at Ball State | W | 68-58 |
| 1/8 | KENT STATE | W | 67-65 |
| 1/13 | MIAMI (OH) | W | 62-60 (ot) |
| 1/17 | at Central Michigan | L | 69-75 |
| 1/20 | AKRON | W | 85-67 |
| 1/23 | N. ILLINOIS | W | 91-63 |
| 1/27 | at Buffalo | W | 83-66 |
| 1/31 | at Toledo | L | 53-66 |
| 2/3 | MARSHALL | W | 77-71 |
| 2/7 | BOWLING GREEN | L | 68-78 |
| 2/10 | E. MICHIGAN | W | 94-68 |
| 2/14 | at Akron | W | 70-61 |
| 2/17 | at Marshall | L | 70-92 |
| 2/21 | BUFFALO | W | 86-76 |
| 2/24 | at Kent State | W | 69-63 |
| 2/26 | C. MICHIGAN | W | 77-64 |
| 2/28 | at Miami (OH) | L | 72-76 |
| 3/5 | vs. Buffalo | W | 101-78 |
| 3/8 | vs. Toledo | W | 64-63 |
| 3/8 | vs. Miami (OH) | L | 61-62 |

SERIES NOTES

The Badgers lead the series with Ohio 6-2, including a 65-46 win in Madison last year ... that was the first meeting between the teams since 1974 ... the series is tied 1-1 in Athens.



Xavier Musketeers

DATE: DEC. 10 AT XAVIER


Time/Site: 6:30 p.m. • Cintas Center

QUICK FACTS

Location: Cincinnati, Ohio
Founded: 1831
Enrollment: 6,500
Conference: Atlantic 10
Nickname: Musketeers
Colors: Navy Blue, Gray and White
President: Rev. Michael J. Graham, S.J.
Athletic Director: Michael Bobinski
Arena: Cintas Center
Capacity: 10,250
2000-2001 Record: 21-8
Atlantic 10 Record/Finish: 12-4/2nd
Postseason: NCAA Tournament (1st Round)
Lettermen Returning/Lost: 10/5
Starters Returning/Lost: 3/2



Head Coach
Thad Matta



Sophomore Forward
David West



Basketball SID
Tom Eiser

2001-02 ROSTER

| No. | Name | Pos. | Ht. | Wt. | Yr. | PPG | RPG |
|-----|-----------------|------|------|-----|-----|------|------|
| 0 | Lionel Chalmers | G | 6-0 | 178 | Jr. | 8.9 | 2.2 |
| 1 | Jaison Williams | G | 6-3 | 182 | Fr. | --- | --- |
| 3 | Kevin Frey | F | 6-8 | 235 | Sr. | 11.4 | 6.3 |
| 10 | Romain Sato | G/F | 6-5 | 195 | So. | 10.7 | 5.4 |
| 13 | Dave Young | G | 6-5 | 200 | Jr. | 2.5 | 1.1 |
| 21 | Anthony Coleman | F | 6-10 | 210 | So. | --- | --- |
| 22 | Andre Johnson | G | 5-9 | 158 | Jr. | 0.5 | 0.0 |
| 24 | Alvin Brown | G | 6-3 | 185 | Sr. | 1.7 | 0.4 |
| 25 | Keith Jackson | G/F | 6-5 | 196 | Fr. | --- | --- |
| 30 | David West | F | 6-9 | 232 | So. | 17.8 | 10.9 |
| 45 | James Baronas | F | 6-8 | 250 | Sr. | 0.0 | 1.3 |
| 52 | Will Caudle | F | 6-9 | 225 | Fr. | --- | --- |
| 53 | Ryan Caldwell | F | 6-5 | 245 | Jr. | 0.0 | 1.0 |
| 54 | Tom Compton | F | 6-11 | 225 | So. | 2.0 | 0.0 |

COACHING STAFF

Head Coach: Thad Matta
Alma Mater: Butler, 1990
Career Record: 24-8 (1 yr.)
Record at Xavier: 24-8 (1 yr.)
Associate Head Coach: Sean Miller
Assistant Coach: John Groce
Assistant Coach: Alan Major
Office Phone: (513) 745-3417

SPORTS INFORMATION

Basketball SID: Tom Eiser
Office Phone: (513) 745-3124
Home Phone: (513) 662-3644
Email: eiser@xu.edu
SID Fax: (513) 745-2825
Press Row Phone: (513) 745-3929
Website: www.xavier.edu/athletics

SERIES NOTES

Wisconsin has won both meetings between the teams, including a 61-46 decision last year in Madison ... that was the lowest point total for the Musketeers last season ... prior to that meeting, the teams last played in 1938.



2001-02 SCHEDULE

| | |
|-------|----------------------|
| 11/17 | COASTAL CAROLINA |
| 11/24 | vs. Missouri |
| 11/28 | at Miami (OH) |
| 12/1 | at San Francisco |
| 12/5 | at Purdue |
| 12/8 | LONG ISLAND |
| 12/10 | WISCONSIN |
| 12/14 | CINCINNATI |
| 12/20 | KENT STATE |
| 12/22 | at Creighton |
| 12/31 | SIENA |
| 1/5 | at Dayton |
| 1/9 | FORDHAM |
| 1/12 | RICHMOND |
| 1/17 | at George Washington |
| 1/19 | at La Salle |
| 1/23 | at Rhode Island |
| 1/26 | DAYTON |
| 1/30 | DUQUESNE |
| 2/2 | at Richmond |
| 2/9 | at St. Bonaventure |
| 2/14 | GEORGE WASH. |
| 2/16 | ST. JOSEPH'S |
| 2/20 | at Temple |
| 2/24 | at Duquesne |
| 2/28 | LA SALLE |
| 3/2 | MASSACHUSETTS |
| 3/6-9 | at A-10 Tournament |

2000-01 RESULTS

| | | | |
|-------|------------------|---|------------|
| 11/18 | MIAMI (OH) | W | 68-54 |
| 11/22 | E. KENTUCKY | W | 93-75 |
| 11/28 | SAMFORD | W | 65-55 |
| 11/30 | LA.-MONROE | W | 86-68 |
| 12/2 | at Wisconsin | L | 46-61 |
| 12/5 | SAN FRANCISCO | W | 75-49 |
| 12/9 | at Princeton | L | 52-58 |
| 12/14 | at Cincinnati | W | 69-67 |
| 12/16 | MARQUETTE | W | 75-59 |
| 12/23 | at Toledo | W | 63-61 |
| 12/30 | vs. Kent State | W | 71-60 |
| 1/3 | at Fordham | W | 82-71 |
| 1/7 | LA SALLE | W | 81-66 |
| 1/9 | MASSACHUSETTS | L | 64-75 |
| 1/13 | at Rhode Island | W | 99-82 |
| 1/16 | at George Wash. | W | 76-74 |
| 1/20 | ST. JOSEPH'S | W | 86-73 |
| 1/27 | at Duquesne | W | 81-48 |
| 1/30 | DAYTON | W | 82-72 |
| 2/3 | GEORGE WASH. | W | 71-63 (ot) |
| 2/7 | at St. Joseph's | L | 76-79 |
| 2/10 | TEMPLE | W | 78-71 |
| 2/14 | at Massachusetts | L | 49-59 |
| 2/17 | RHODE ISLAND | W | 79-65 |
| 2/21 | ST. BONAVENTURE | W | 77-60 |
| 2/25 | at LaSalle | W | 79-55 |
| 3/4 | at Dayton | L | 62-65 |
| 3/8 | vs. George Wash. | L | 74-83 |
| 3/16 | vs. Notre Dame | L | 71-83 |

Furman Paladins

DATE: DEC. 15 AT WISCONSIN

Time/Site: 3 pm • Kohl Center

QUICK FACTS

Location: Greenville, S.C.
Founded: 1826
Enrollment: 2,630
Conference: Southern
Nickname: Paladins
Colors: Purple and White
President: Dr. David Shi
Athletic Director: Dr. Gary Clark
Arena: Timmons Arena
Capacity: 5,000
2000-01 Record: 10-16
Southern Record/Finish: 5-11/6th-South
Postseason: None
Lettermen Returning/Lost: 8/3
Starters Returning/Lost: 4/1

COACHING STAFF

Head Coach: Larry Davis
Alma Mater: Asbury, 1978
Career Record: 45-70 (4 yrs.)
Record at Furman: 45-70 (4 yrs.)
Assistant Coach: Ken Potosnak
Assistant Coach: Chris Keeling
Assistant Coach: Niko Medved
Office Phone: (864) 294-2170


SPORTS INFORMATION

Basketball SID: Hunter Reid
Office Phone: (864) 294-2061
Home Phone: (864) 233-2026
Email: Hunter.Reid@Furman.edu
SID Fax: (864) 294-3061
Press Row Phone: (864) 294-3620
Website: www.furmanpaladins.com




SERIES NOTES

This is the first-ever meeting between Wisconsin and Furman ... the Badgers are 1-1 against teams from the Southern Conference, defeating E. Tennessee St. in 1979 and losing to Davidson in 1980.



Head Coach
Larry Davis



Junior Forward
Karim Souchu



Basketball SID
Hunter Reid

2001-02 ROSTER

| No. | Name | Pos. | Ht. | Wt. | Yr. | PPG | RPG |
|-----|------------------|------|------|-----|-----|------|-----|
| 0 | Jason Patterson | G | 6-4 | 195 | Fr. | -- | -- |
| 1 | Kenny Zeigler | F | 6-5 | 215 | Jr. | 10.2 | 7.5 |
| 3 | Anthony Thomas | G | 6-4 | 200 | Sr. | 11.1 | 2.2 |
| 5 | Maleye Ndoye | F | 6-8 | 200 | So. | 3.5 | 2.8 |
| 10 | Marijan Pojatina | C | 6-10 | 220 | So. | 2.1 | 2.1 |
| 11 | Guilherme Da Luz | G | 6-3 | 205 | Jr. | 11.2 | 4.9 |
| 13 | Paul Foster | G | 6-1 | 180 | Sr. | 1.5 | 1.9 |
| 14 | Jorge Seraphim | G/F | 6-5 | 190 | So. | 2.1 | 2.1 |
| 15 | Ryan Chancler | G | 6-2 | 175 | Jr. | -- | -- |
| 21 | Matt Sides | G | 6-2 | 175 | So. | -- | -- |
| 32 | Paco Gonzalez | F | 6-7 | 235 | Fr. | -- | -- |
| 41 | Nick Sanders | F | 6-7 | 220 | Fr. | -- | -- |
| 43 | Karim Souchu | F | 6-7 | 215 | Jr. | 18.9 | 5.3 |
| 45 | Cedrick Price | C | 6-9 | 240 | Fr. | -- | -- |

2001-02 SCHEDULE

| | |
|----------|--------------------------|
| 11/16 | at Georgia |
| 11/20 | ASBURY |
| 11/26 | at Campbell |
| 11/28 | METHODIST |
| 12/1 | CAMPBELL |
| 12/4 | UNC ASHEVILLE |
| 12/8 | EMORY |
| 12/15 | at Wisconsin |
| 12/19 | at Saint Louis |
| 12/28 | MACALESTER |
| 12/29 | YALE/GARDNER WEBB |
| 1/2 | GEORGIA SOUTHERN |
| 1/5 | at Wofford |
| 1/7 | at Western Carolina |
| 1/12 | DAVIDSON |
| 1/14 | COL. OF CHARLESTON |
| 1/19 | APPALACHIAN STATE |
| 1/21 | at Chattanooga |
| 1/26 | at VMI |
| 1/28 | THE CITADEL |
| 2/2 | at Col. of Charleston |
| 2/4 | at Georgia Southern |
| 2/9 | CHATTANOOGA |
| 2/11 | at The Citadel |
| 2/16 | WOFFORD |
| 2/18 | E. TENNESSEE STATE |
| 2/23 | at UNC Greensboro |
| 2/28-3/3 | at Southern Conf. Tourn. |

2000-01 RESULTS

| | | | |
|-------|-----------------------|---|------------|
| 11/18 | ATL. CHRISTIAN | W | 115-68 |
| 11/21 | at Belmont | L | 61-68 |
| 11/25 | at Coastal Carolina | W | 81-67 |
| 11/29 | CHARLES. SOUTH. | W | 69-59 |
| 12/2 | at Bethune-Cook. | L | 56-63 |
| 12/4 | at Florida State | W | 79-74 (ot) |
| 12/9 | STETSON | W | 85-66 |
| 12/16 | at Vanderbilt | L | 64-78 |
| 12/21 | at New Mexico | L | 56-68 |
| 1/3 | COL. OF CHARLES. | L | 54-51 |
| 1/6 | at Wofford | W | 70-62 |
| 1/10 | VMI | L | 71-66 |
| 1/13 | UNC GREENS. | W | 70-52 |
| 1/15 | GEORGIA SOUTH. | L | 83-72 |
| 1/20 | at E. Tennessee State | L | 47-66 |
| 1/22 | at Chattanooga | L | 49-55 |
| 1/27 | WOFFORD | L | 70-77 |
| 1/29 | W. CAROLINA | W | 67-47 |
| 2/3 | at Davidson | L | 69-76 |
| 2/5 | CHATTANOOGA | W | 73-71 (ot) |
| 2/10 | at Col. of Charleston | L | 37-61 |
| 2/12 | at Appalachian State | W | 70-63 |
| 2/17 | THE CITADEL | L | 56-65 |
| 2/19 | at Georgia Southern | L | 85-87 (ot) |
| 2/25 | at The Citadel | L | 56-66 |
| 3/1 | vs. Appalachian St. | L | 56-58 |

Marquette Golden Eagles

DATE: DEC. 22 AT WISCONSIN

Time/Site: 1 pm • Kohl Center

QUICK FACTS

Location: Milwaukee, Wis.
Founded: 1881
Enrollment: 10,600
Conference: Conference USA
Nickname: Golden Eagles
Colors: Blue and Gold
President: Father Robert. A. Wild, S.J.
Athletic Director: Bill Cords
Arena: Bradley Center
2000-2001 Record: 15-14
C-USA Record/Finish: 9-7/3rd-American
Postseason: None
Lettermen Returning/Lost: 7/4
Starters Returning/Lost: 3/2

COACHING STAFF

Head Coach: Tom Crean
Alma Mater: Central Michigan, 1989
Career Record: 30-28 (2 yrs.)
Record at Marquette: 30-28 (2 yrs.)
Assistant Coach: Dwayne Stephens
Assistant Coach: Darrin Horn
Assistant Coach: Tod Kowalczyk
Office Phone: (414) 288-7130

SPORTS INFORMATION


Basketball SID: John Farina
Office Phone: (414) 288-7447
Home Phone: (414) 453-6021
Email: john.farina@marquette.edu
SID Fax: (414) 227-0580
Press Row Phone: (414) 227-0580
Website: www.gomarquette.com

SERIES NOTES


Wisconsin leads the series 58-49 and has won 12 of the last 16 meetings in the UW's most-played non-conference rivalry ... since 1958, the two teams have met at least once every season except 1984-85 ... Wisconsin won 52-47 a year ago in Milwaukee.



Head Coach
Tom Crean



Senior Guard
Cordell Henry



Basketball SID
John Farina

2001-02 ROSTER

| No. | Name | Pos. | Ht. | Wt. | Yr. | PPG | RPG |
|-----|------------------|------|------|-----|-----|----------------|-----|
| 0 | Odartey Blankson | F | 6-7 | 215 | So. | 6.1 | 5.5 |
| 1 | Todd Townsend | F | 6-7 | 215 | Fr. | --- | --- |
| 3 | Dwayne Wade | G | 6-4 | 210 | So. | --- | --- |
| 4 | Cordell Henry | G | 5-10 | 160 | Sr. | 12.9 | 3.3 |
| 5 | Scott Merritt | F | 6-10 | 245 | So. | 6.0 | 3.6 |
| 10 | Travis Diener | G | 6-0 | 160 | Fr. | --- | --- |
| 14 | Oluoma Nnamaka | F | 6-7 | 225 | Sr. | 10.2 | 5.2 |
| 21 | Kevin Menard | F | 6-6 | 210 | Fr. | --- | --- |
| 30 | Ron Howard | G | 6-5 | 170 | Fr. | --- | --- |
| 33 | David Diggs | G | 6-4 | 215 | Sr. | 0.6 | 0.6 |
| 34 | John Harris | F | 6-7 | 225 | Sr. | 4.4 | 4.1 |
| 40 | Terry Sanders | F | 6-8 | 220 | So. | 2.1 | 1.3 |
| 55 | Robert Jackson | F | 6-9 | 255 | Sr. | eligible 02-03 | |
| 55 | Terry Sanders | F | 6-8 | 220 | So. | 2.1 | 1.3 |

2001-02 SCHEDULE

| | |
|------------|--------------------------|
| 11/17 | LOYOLA-CHIC. |
| 11/18 | CHICAGO STATE |
| 11/21-24 | at Great Alaska Shootout |
| 11/30-12/1 | BLUE & GOLD CLASSIC |
| 12/5 | DAYTON |
| 12/8 | FORDHAM |
| 12/19 | ARKANSAS-PINE BLUFF |
| 12/22 | at Wisconsin |
| 12/29 | at Wake Forest |
| 1/2 | MORRIS BROWN |
| 1/5 | at Charlotte |
| 1/9 | at Louisville |
| 1/12 | SAINT LOUIS |
| 1/15 | UAB |
| 1/19 | at DePaul |
| 1/23 | TCU |
| 1/26 | at Saint Louis |
| 1/29 | at Tulane |
| 2/2 | CINCINNATI |
| 2/6 | EAST CAROLINA |
| 2/9 | at Southern Miss |
| 2/16 | LOUISVILLE |
| 2/19 | CHARLOTTE |
| 2/22 | at Cincinnati |
| 2/26 | at East Carolina |
| 3/1 | DE PAUL |

2000-01 RESULTS

| | | | |
|-------|-------------------|---|-------------|
| 11/14 | SOUTH ALABAMA | L | 54-67 |
| 11/20 | MASSACHUSETTS | W | 68-64 |
| 12/1 | CENTENARY | W | 66-47 |
| 12/2 | CAL ST. NORTH. | W | 69-66 |
| 12/7 | MINNESOTA | L | 59-61 (ot) |
| 12/9 | ARK.-LITTLE RK. | W | 48-46 |
| 12/16 | at Xavier | L | 59-75 |
| 12/20 | WEST. CAROLINA | W | 78-66 |
| 12/23 | WISCONSIN | L | 47-52 |
| 12/30 | at Dayton | L | 60-61 |
| 1/6 | at DePaul | W | 69-49 |
| 1/10 | CINCINNATI | W | 47-44 |
| 1/13 | at North Carolina | L | 54-84 |
| 1/17 | SOUTH FLORIDA | W | 72-68 |
| 1/20 | CHARLOTTE | L | 71-74 |
| 1/24 | at Saint Louis | W | 73-64 |
| 1/27 | TULANE | W | 82-57 |
| 1/30 | SOUTHERN MISS | L | 65-78 |
| 2/2 | at Memphis | W | 71-65 |
| 2/8 | at Louisville | L | 65-75 |
| 2/11 | SAINT LOUIS | W | 75-69 |
| 2/14 | at UAB | L | 66-72 |
| 2/18 | at Cincinnati | W | 66-63 (ot) |
| 2/22 | DE PAUL | W | 82-64 |
| 2/24 | LOUISVILLE | L | 74-77 (3ot) |
| 2/28 | at Houston | L | 64-66 |
| 3/3 | at Charlotte | L | 62-85 |
| 3/7 | vs. Tulane | W | 72-67 |
| 3/8 | vs. Memphis | L | 64-71 |

UW-Milwaukee Panthers

DATE: DEC. 27 AT MILWAUKEE

Time/Site: 7 pm • Klotsche Center

QUICK FACTS

Location: Milwaukee, Wis.
Founded: 1885
Enrollment: 22,964
Conference: Horizon League
Nickname: Panthers
Colors: Black and Gold
President: Dr. Nancy Zimpher
Athletic Director: Bud Haidet
Arena: Klotsche Center
Capacity: 5,000
2000-01 Record: 15-13
Horizon League Record/Finish: 7-7/5th
Postseason: None
Lettermen Returning/Lost: 8/4
Starters Returning/Lost: 4/1

COACHING STAFF


Head Coach: Bruce Pearl
Alma Mater: Boston College, 1982
Career Record: 231-46 (9 yrs.)
Record at Milwaukee: First year
Assistant Coach: Tony Jones
Assistant Coach: Ryan Swanson
Assistant Coach: Ken Johnson
Office Phone: (414) 229-3738

SPORTS INFORMATION

Basketball SID: Kevin O'Connor
Office Phone: (414) 229-5674
Home Phone: (414) 961-0814
Email: kjoc@uwm.edu
SID Fax: (414) 229-6759
Press Row Phone: (414) 229-6276
Website: www.uwmpanthers.com



Head Coach
Bruce Pearl



Junior Forward
Clay Tucker



Basketball SID
Kevin O'Connor

2001-02 ROSTER

| No. | Name | Pos. | Ht. | Wt. | Yr. | PPG | RPG |
|-----|---------------------|------|------|-----|-----|------|-----|
| 4 | Kalombo Kadima | G/F | 6-2 | 185 | Jr. | 6.2 | 3.4 |
| 5 | Ronnie Jones | F | 5-9 | 165 | Jr. | 6.4 | 1.6 |
| 14 | Dan Weisse | G | 5-11 | 175 | So. | 8.1 | 2.8 |
| 24 | Jason Frederick | G | 6-4 | 185 | Jr. | 11.0 | 2.5 |
| 30 | Clay Tucker | F | 6-3 | 195 | Jr. | 13.9 | 4.4 |
| 33 | Justin Lettenberger | F | 6-5 | 190 | Jr. | 3.1 | 3.4 |
| 40 | Nathan Mielke | C | 6-11 | 220 | So. | --- | --- |
| 43 | James Wright | F | 6-6 | 205 | So. | 6.7 | 6.2 |
| 44 | Dylan Page | G | 6-8 | 225 | So. | 2.2 | 0.7 |
| | Adrian Tigert | F | 6-6 | 230 | Fr. | --- | --- |
| | Chris Hill | G | 5-10 | 160 | Fr. | --- | --- |
| | Mark Pancratz | G | 6-3 | 185 | Fr. | --- | --- |
| | Derek Huff | F | 6-8 | 245 | Jr. | --- | --- |
| | Jose Winston | G | 5-11 | 180 | Sr. | --- | --- |

2001-02 SCHEDULE

| | |
|-------|--------------------------|
| 11/17 | CONCORDIA (MINN.) |
| 11/21 | at Western Michigan |
| 11/24 | at Valparaiso |
| 11/30 | at Iowa State |
| 12/1 | vs. San Jose St./Neb.-Om |
| 12/4 | CHICAGO STATE |
| 12/7 | at Louisville |
| 12/8 | vs. Va. Tech/Murray St. |
| 12/15 | WESTERN MICHIGAN |
| 12/22 | UW-PARKSIDE |
| 12/27 | WISCONSIN |
| 12/30 | at Colorado |
| 1/2 | at Youngstown State |
| 1/5 | UW-GREEN BAY |
| 1/10 | LOYOLA-CHICAGO |
| 1/12 | ILLINOIS-CHICAGO |
| 1/17 | at Wright State |
| 1/19 | at Butler |
| 1/24 | CLEVELAND STATE |
| 1/26 | DETROIT |
| 1/30 | BUTLER |
| 2/4 | at Loyola-Chicago |
| 2/7 | at Illinois-Chicago |
| 2/9 | YOUNGSTOWN STATE |
| 2/14 | WRIGHT STATE |
| 2/21 | at Cleveland State |
| 2/23 | at Detroit |
| 2/25 | at UW-Green Bay |
| 3/1-5 | at Horizon League Tourn. |

2000-01 RESULTS

| | | | |
|-------|----------------------|---|---------|
| 11/19 | at Iowa | L | 79-83 |
| 11/21 | LIPSCOMB | W | 74-58 |
| 11/24 | vs. Florida Atlantic | W | 78-60 |
| 11/25 | vs. Canisius | L | 80-82 |
| 11/27 | at Bethune-Cook. | W | 73-63 |
| 11/29 | VALPARAISO | W | 61-59 |
| 12/4 | at Chicago State | W | 72-55 |
| 12/6 | at Illinois | L | 44-85 |
| 12/16 | at Wisconsin | L | 47-55 |
| 12/23 | SAN DIEGO | W | 58-55 |
| 12/27 | MOUNT SENARIO | W | 100-21 |
| 12/30 | COLORADO | L | 71-74 |
| 1/2 | at San Diego | W | 81-77 |
| 1/6 | at UW-Green Bay | L | 49-53 |
| 1/11 | at Illinois-Chicago | L | 106-112 |
| 1/14 | at Loyola-Chicago | W | 94-93 |
| 1/18 | WRIGHT STATE | W | 56-43 |
| 1/20 | BUTLER | L | 51-60 |
| 1/25 | at Detroit | L | 51-54 |
| 1/27 | at Cleveland State | L | 34-57 |
| 2/3 | UW-GREEN BAY | W | 79-57 |
| 2/8 | LOYOLA-CHIC. | W | 67-65 |
| 2/10 | ILLINOIS-CHIC. | W | 70-49 |
| 2/15 | at Butler | L | 75-80 |
| 2/17 | at Wright State | L | 60-75 |
| 2/22 | CLEVELAND ST. | W | 86-68 |
| 2/24 | DETROIT | W | 80-69 |
| 3/3 | at Wright State | L | 63-64 |

SERIES NOTES

The Badgers hold a 17-1 advantage over UWM ... the two teams have squared off in each of the last nine seasons, with Wisconsin winning the last eight ... current UW head coach Bo Ryan coached the Panthers for the last two seasons.



Tennessee Volunteers

DATE: DEC. 29 AT WISCONSIN

Time/Site: 1 pm • Kohl Center

QUICK FACTS

Location: Knoxville, Tenn.
Founded: 1794
Enrollment: 25,612
Conference: Southeastern (East Division)
Nickname: Volunteers
Colors: Orange and White
President: Emerson "Eli" Fly
Athletic Director: Doug Dickey
Arena: Thompson-Boling Arena
Capacity: 24,535
2000-2001 Record: 22-11
SEC Record/Finish: 8-8/4th-East
Postseason: NCAA Tournament (1st Round)
Lettermen Returning/Lost: 8/5
Starters Returning/Lost: 2/3

COACHING STAFF


Head Coach: Buzz Peterson
Alma Mater: North Carolina, 1986
Career Record: 105-50 (5 yrs.)
Record at Tennessee: First year
Assistant Coach: Chris Ferguson
Assistant Coach: Kerry Keating
Assistant Coach: Al Daniel
Office Phone: (865) 974-1206

SPORTS INFORMATION


Basketball SID: Craig Pinkerton
Office Phone: (865) 974-1212
Home Phone: (865) 670-1821
Email: cpinker1@utk.edu
SID Fax: (865) 974-1269
Press Row Phone: (865) 544-0789
Website: www.utsports.com

SERIES NOTES


Tennessee has won both meetings with Wisconsin, including a 66-56 decision in the Badgers' season-opener last year ... this will be the Volunteers' first visit to Madison ... UW owns a 9-9 record against SEC teams.



Head Coach
Buzz Peterson



Senior Forward
Vincent Yarbrough



Basketball SID
Craig Pinkerton

2001-02 ROSTER

| No. | Name | Pos. | Ht. | Wt. | Yr. | PPG | RPG |
|-----|-------------------|------|------|-----|-----|------|-----|
| 1 | Vincent Yarbrough | F | 6-7 | 210 | Sr. | 13.9 | 7.4 |
| 3 | Michael Collins | F | 6-6 | 215 | Fr. | --- | --- |
| 4 | Brandon Crump | C | 6-10 | 210 | Fr. | --- | --- |
| 10 | Thaydeus Holden | G | 6-0 | 180 | Jr. | --- | --- |
| 12 | Marcus Haislip | F | 6-10 | 230 | Jr. | 5.8 | 2.5 |
| 15 | Elgrace Wilborn | F | 6-8 | 210 | Fr. | --- | --- |
| 21 | Derek Stribling | F | 6-6 | 185 | Fr. | --- | --- |
| 24 | Jenis Grindstaff | G | 6-2 | 185 | Sr. | 3.1 | 1.4 |
| 30 | Zach Turner | F | 6-7 | 230 | Jr. | 0.3 | 0.5 |
| 32 | Del Baker | G | 6-5 | 200 | Sr. | 3.5 | 1.1 |
| 34 | Andy Ikeakor | F | 6-8 | 245 | So. | 0.8 | 0.5 |
| 35 | Ron Slay | F | 6-8 | 225 | Jr. | 12.9 | 5.3 |
| 42 | Jon Higgins | G | 6-3 | 190 | Jr. | 6.5 | 3.5 |

2001-02 SCHEDULE

| | |
|----------|-----------------------------|
| 11/16 | TENNESSEE TECH |
| 11/21-24 | at Great Alaska Shootout |
| 11/29 | APPALACHIAN ST. |
| 12/6 | at Southern Methodist |
| 12/15 | at Memphis |
| 12/17 | RADFORD |
| 12/20 | at Louisville |
| 12/22 | WEST VIRGINIA |
| 12/29 | at Wisconsin |
| 1/6 | OLE MISS |
| 1/9 | FLORIDA |
| 1/12 | at Georgia |
| 1/16 | at Mississippi State |
| 1/19 | SYRACUSE |
| 1/21 | MIDDLE TENNESSEE |
| 1/23 | SOUTH CAROLINA |
| 1/27 | AUBURN |
| 1/30 | at LSU |
| 2/2 | at Vanderbilt |
| 2/6 | KENTUCKY |
| 2/9 | at South Carolina |
| 2/13 | ARKANSAS |
| 2/16 | at Alabama |
| 2/19 | at Kentucky |
| 2/23 | VANDERBILT |
| 2/26 | at Florida |
| 3/2 | GEORGIA |
| 3/7-10 | at SEC Tournament |

2000-01 RESULTS

| | | | |
|-------|---------------------|---|-------------|
| 11/17 | UT-CHAAT. | W | 88-66 |
| 11/19 | E. TENN. ST. | W | 102-76 |
| 11/21 | WISCONSIN | W | 66-56 |
| 11/27 | AUSTIN PEAY | W | 98-65 |
| 11/30 | UNC-ASHEVILLE | W | 85-59 |
| 12/2 | at West Virginia | W | 79-78 |
| 12/5 | MEMPHIS | W | 86-76 |
| 12/7 | SMU | W | 85-76 |
| 12/15 | vs. Middle Tenn. St | W | 99-83 |
| 12/19 | vs. Virginia | L | 89-107 |
| 12/22 | at Syracuse | W | 83-70 |
| 12/28 | vs. George Wash. | W | 92-81 |
| 12/29 | vs. Iowa | W | 80-68 |
| 12/30 | vs. Hawaii | W | 69-58 |
| 1/6 | at Auburn | W | 96-88 (2ot) |
| 1/9 | ALABAMA | W | 86-69 |
| 1/13 | S. CAROLINA | W | 79-71 |
| 1/16 | at Kentucky | L | 74-84 |
| 1/20 | MISSISSIPPI STATE | W | 84-79 |
| 1/27 | at Georgia | L | 75-77 (2ot) |
| 1/30 | at Florida | L | 67-81 |
| 2/3 | VANDERBILT | W | 72-50 |
| 2/7 | at Arkansas | L | 77-82 (ot) |
| 2/10 | at Ole Miss | L | 71-87 |
| 2/14 | KENTUCKY | L | 95-103 |
| 2/18 | FLORIDA | L | 82-88 |
| 2/21 | GEORGIA | L | 76-88 |
| 2/24 | at Vanderbilt | W | 78-70 |
| 2/27 | at South Carolina | W | 68-67 (ot) |
| 3/3 | LSU | W | 78-71 |
| 3/8 | vs. Auburn | W | 73-66 |
| 3/9 | vs. Ole Miss | L | 73-86 |
| 3/16 | vs. Charlotte | L | 63-70 |

Iowa Hawkeyes

DATE: JAN. 2 AT IOWA
Time/Site: 7 pm • Carver-Hawkeye Arena
DATE: FEB. 19 AT WISCONSIN
Time/Site: 6 pm • Kohl Center

QUICK FACTS


Location: Iowa City, Iowa
Founded: 1847
Enrollment: 28,311
Conference: Big Ten
Nickname: Hawkeyes
Colors: Black and Gold
President: Mary Sue Coleman
Athletic Director: Bob Bowsby
Arena: Carver-Hawkeye Arena
Capacity: 15,500
2000-2001 Record: 23-12
Big Ten Record/Finish: 7-9/6th
Postseason: NCAA Tournament (2nd Round)
Lettermen Returning/Lost: 10/3
Starters Returning/Lost: 4/1

COACHING STAFF


Head Coach: Steve Alford
Alma Mater: Indiana, 1987
Career Record: 193-105 (10 yrs.)
Record at Iowa: 37-28 (2 yrs.)
Assistant Coach: Brian Jones
Assistant Coach: Rich Walker
Assistant Coach: Greg Lansing
Office Phone: (319) 335-9444

SPORTS INFORMATION

Basketball SID: Steve Roe
Office Phone: (319) 335-9411
Home Phone: (319) 339-0980
Email: steven-roe@uiowa.edu
SID Fax: (319) 335-9417
Press Row Phone: (319) 335-7284
Website: www.hawkeyesports.com



Head Coach
Steve Alford



Senior Guard
Luke Recker



Basketball SID
Steve Roe

2001-02 ROSTER

| No. | Name | Pos. | Ht. | Wt. | Yr. | PPG | RPG |
|-----|-----------------------|------|------|-----|-----|------|------|
| 1 | Chauncey Leslie | G | 6-2 | 170 | Jr. | --- | --- |
| 2 | Ryan Hogan | G | 6-4 | 185 | Sr. | 7.2 | 2.6 |
| 3 | Pierre Pierce | G | 6-4 | 180 | Fr. | --- | --- |
| 4 | Glen Worley | F | 6-7 | 220 | So. | 7.5 | 3.8 |
| 5 | Jared Reiner | C | 6-11 | 255 | So. | 3.1 | 2.9 |
| 11 | Brody Boyd | G | 5-11 | 155 | So. | 5.8 | 1.4 |
| 15 | Marcellus Sommerville | F | 6-6 | 205 | Fr. | --- | --- |
| 23 | Duez Henderson | F | 6-7 | 200 | Sr. | 6.3 | 3.4 |
| 24 | Luke Recker | G | 6-6 | 210 | Sr. | 18.1 | 3.9 |
| 25 | Rod Thompson | F | 6-6 | 230 | Sr. | 4.1 | 2.9 |
| 32 | Reggie Evans | F | 6-8 | 245 | Sr. | 15.1 | 11.9 |
| 34 | Erek Hansen | C | 6-11 | 205 | Fr. | --- | --- |
| 52 | Cortney Scott | F | 6-6 | 245 | So. | 2.5 | 2.1 |
| 53 | Sean Sonderleiter | C | 6-9 | 225 | So. | --- | --- |

2001-02 SCHEDULE

| | |
|----------|------------------------|
| 11/13 | vs. Md.-Eastern Shore |
| 11/14 | vs. Boston/New Orleans |
| 11/20-21 | at Guardians Classic |
| 11/27 | vs. Duke |
| 11/30 | ALABAMA STATE |
| 12/1 | LA SALLE / SMU |
| 12/4 | at Northern Iowa |
| 12/8 | at Iowa State |
| 12/12 | DRAKE |
| 12/15 | at Missouri |
| 12/22 | KANSAS STATE |
| 12/28 | MERCER |
| 1/2 | WISCONSIN |
| 1/5 | at Ohio State |
| 1/9 | NORTHWESTERN |
| 1/13 | INDIANA |
| 1/15 | at Illinois |
| 1/19 | at Northwestern |
| 1/22 | MICHIGAN STATE |
| 1/26 | at Purdue |
| 2/2 | PENN STATE |
| 2/5 | at Indiana |
| 2/9 | MINNESOTA |
| 2/13 | at Penn State |
| 2/16 | OHIO STATE |
| 2/19 | at Wisconsin |
| 2/23 | MICHIGAN |
| 3/2 or 3 | at Michigan State |
| 3/7-10 | at Big Ten Tournament |

2000-01 RESULTS

| | | | |
|-------|-------------------|---|-------------|
| 11/19 | UW-MILWAUKEE | W | 83-79 |
| 11/21 | at Drake | W | 73-71 |
| 11/28 | GEORGIA TECH | W | 85-67 |
| 12/1 | UT-CHATT. | W | 66-65 |
| 12/2 | TULSA | W | 79-60 |
| 12/5 | NORTHERN IOWA | W | 74-42 |
| 12/9 | IOWA STATE | W | 80-68 |
| 12/16 | MISSOURI | W | 99-94 (2ot) |
| 12/19 | CENTENARY | W | 72-52 |
| 12/23 | at Kansas State | L | 78-86 |
| 12/28 | vs. Detroit | W | 69-68 |
| 12/29 | vs. Tennessee | L | 68-80 |
| 12/30 | vs. Saint Louis | W | 68-56 |
| 1/6 | at Penn State | W | 86-85 |
| 1/11 | ILLINOIS | W | 78-62 |
| 1/13 | at Purdue | W | 83-73 |
| 1/16 | at Wisconsin | L | 54-67 |
| 1/20 | MICHIGAN | L | 69-70 |
| 1/24 | at Minnesota | W | 87-74 |
| 1/27 | INDIANA | W | 71-66 |
| 1/31 | MINNESOTA | W | 64-55 |
| 2/7 | OHIO STATE | L | 68-69 |
| 2/10 | at Northwestern | L | 61-69 |
| 2/14 | at Michigan | L | 85-95 |
| 2/18 | at Michigan State | L | 70-94 |
| 2/21 | PURDUE | W | 78-72 (ot) |
| 2/24 | at Illinois | L | 63-89 |
| 3/1 | PENN STATE | L | 73-78 |
| 3/3 | WISCONSIN | L | 57-59 |
| 3/8 | vs. Northwestern | W | 72-55 |
| 3/9 | vs. Ohio State | W | 75-66 |
| 3/10 | vs. Penn State | W | 94-74 |
| 3/11 | vs. Indiana | W | 63-61 |
| 3/15 | vs. Creighton | W | 69-56 |
| 3/17 | vs. Kentucky | L | 79-92 |

Iowa vs. Wisconsin

SERIES NOTES

Wisconsin trails the all-time series 63-72 (home: 41-29, away: 21-43, neutral: 1-0) ... the Badgers swept the series last year and have won three straight games over Iowa ... Wisconsin has won six of the last eight games in the series ... last year's sweep was the first for either team since 1995 ... the Badgers' only scheduled national television appearance comes against the Hawkeyes on Feb. 19.

SERIES FACTS

Longest UW Win Streaks at Madison: 7 (1933-42)
at Iowa City: 4 (1912-18)
Overall: 8 (1909-19)

Largest UW Victory Margin
 26 (38-12 in 1912 & 113-87 in 1974)

Most Points, One Team
 119 (UI 119, UW 100 in 1970)

Longest UI Win Streaks at Iowa City: 15 (1975-89)
at Madison: 6 (1955-61)
Overall: 6 ('53-57, '75-78, '86-89)

Largest UI Victory Margin
 53 (101-48 in 1986)

Most Points, Both Teams
 219 (UI 119, UW 100 in 1970)



| | | | |
|------|-----------|--------|-------------|
| 1909 |Home |W |30-9 |
| 1912 |Away |W |38-12 |
| 1912 |Home |W |30-5 |
| 1916 |Away |W |36-31+ |
| 1916 |Home |W |38-19 |
| 1918 |Away |W |36-22 |
| 1918 |Away |W |34-19 |
| 1919 |Home |W |29-18 |
| 1919 |Away |L |27-29 |
| 1920 |Away |W |35-18 |
| 1920 |Home |L |20-21 |
| 1922 |Away |W |18-15 |
| 1922 |Home |L |18-24 |
| 1924 |Away |L |19-22 |
| 1924 |Home |W |36-26 |
| 1925 |Home |W |16-15 |
| 1925 |Away |W |25-23 |
| 1927 |Home |W |24-21 |
| 1927 |Away |L |17-26 |
| 1928 |Home |W |31-21 |
| 1928 |Home |W |20-17 |
| 1931 |Home |W |24-13 |
| 1931 |Home |L |17-19 |
| 1933 |Home |W |21-19 |
| 1933 |Away |L |25-31 |
| 1934 |Away |L |26-32 |
| 1934 |Home |W |35-32 |
| 1936 |Home |W |27-21 |
| 1936 |Away |L |25-32 |
| 1937 |Home |W |29-23 |
| 1937 |Away |L |35-43 |
| 1939 |Home |W |28-24 |
| 1940 |Away |L |35-37 |
| 1941 |Home |W |49-35 |
| 1942 |Away |L |45-49 |
| 1942 |Home |W |62-45 |
| 1945 |Away |L |53-54 |
| 1945 |Home |L |38-68 |
| 1946 |Away |L |50-57 |
| 1946 |Home |L |39-44 |
| 1947 |Away |W |63-62 |
| 1947 |Home |W |60-53 |
| 1948 |Home |W |60-51 |
| 1948 |Away |L |40-62 |

| | | | |
|------|-----------|--------|---------------|
| 1949 |Away |L |60-61 |
| 1949 |Home |W |70-47 |
| 1950 |Away |W |66-62+ |
| 1950 |Home |W |53-44 |
| 1951 |Home |L |60-73 |
| 1952 |Away |W |78-75 |
| 1953 |Home |W |75-70 |
| 1953 |Away |L |66-83 |
| 1954 |Away |L |54-71 |
| 1955 |Home |L |69-86 |
| 1956 |Home |L |74-78 |
| 1956 |Away |L |66-80 |
| 1957 |Home |L |47-70 |
| 1957 |Away |W |60-59 |
| 1958 |Away |L |61-74 |
| 1959 |Home |L |84-94 |
| 1960 |Home |L |64-71 |
| 1960 |Away |W |63-58 |
| 1961 |Home |L |68-76 |
| 1961 |Away |L |61-63 |
| 1962 |Home |W |91-79 |
| 1962 |Away |L |64-81 |
| 1963 |Away |L |56-65 |
| 1963 |Home |W |75-69 |
| 1964 |Home |W |79-61 |
| 1965 |Away |L |62-92 |
| 1966 |Home |W |69-68 |
| 1966 |Away |L |70-80 |
| 1967 |Away |W |96-95+++ |
| 1967 |Home |L |87-90+ |
| 1968 |Away |L |61-69 |
| 1969 |Home |W |84-74 |
| 1970 |Home |L |74-92 |
| 1970 |Away |L |100-119 |
| 1971 |Home |L |91-93 |
| 1971 |Away |W |89-83 |
| 1972 |Home |W |81-80 |
| 1973 |Away |L |76-100 |
| 1974 |Home |W |113-87 |
| 1974 |Away |W |74-58 |
| 1975 |Home |W |86-85+ |
| 1975 |Away |L |68-75 |
| 1976 |Home |L |71-81 |
| 1976 |Away |L |82-96 |

| | | | |
|------|-----------|--------|--------------|
| 1977 |Away |L |73-90 |
| 1977 |Home |L |93-94++ |
| 1978 |Away |L |73-88 |
| 1978 |Home |W |82-72 |
| 1979 |Home |L |64-70 |
| 1979 |Away |L |65-79 |
| 1980 |Away |L |65-66 |
| 1980 |Home |W |62-58 |
| 1981 |Home |L |66-76 |
| 1981 |Away |L |75-96 |
| 1982 |Home |L |62-78 |
| 1982 |Away |L |55-79 |
| 1983 |Home |W |65-62 |
| 1983 |Away |L |63-93 |
| 1984 |Away |L |62-75 |
| 1984 |Home |L |55-63 |
| 1985 |Away |L |65-105 |
| 1985 |Home |W |54-53 |
| 1986 |Home |W |69-63 |
| 1986 |Away |L |48-101 |
| 1987 |Away |L |63-78 |
| 1987 |Home |L |71-81 |
| 1988 |Home |L |89-104 |
| 1988 |Away |L |70-103 |
| 1989 |Away |L |70-78 |
| 1989 |Home |W |65-54 |
| 1990 |Home |W |73-69+ |

| | | | |
|------|-----------|--------|------------|
| 1990 |Away |W |80-71 |
| 1991 |Home |W |91-79 |
| 1991 |Away |W |56-55 |
| 1992 |Away |L |66-73 |
| 1992 |Home |L |65-70 |
| 1993 |Away |L |65-91 |
| 1994 |Home |W |95-71 |
| 1995 |Away |L |84-96 |
| 1995 |Home |L |77-84 |
| 1996 |Home |W |80-71 |
| 1996 |Away |L |54-69 |
| 1997 |Away |L |53-78 |
| 1997 |Home |W |49-48 |
| 1998 |Home |L |76-79 |
| 1999 |Away |W |72-52 |
| 1999 |UC |W |74-60 |
| 2000 |Home |L |55-61 |
| 2000 |Away |W |54-45 |
| 2001 |Home |W |67-54 |
| 2001 |Away |W |59-57 |

+ - overtime period
 UC - United Center



Iowa's Carver-Hawkeye Arena

Illinois Fighting Illini

DATE: JAN. 5 AT WISCONSIN

Time/Site: 1:31 pm • Kohl Center

DATE: JAN. 23 AT ILLINOIS

Time/Site: 7 pm • Assembly Hall

QUICK FACTS

Location: Urbana-Champaign, Ill.
Founded: 1867
Enrollment: 36,000
Conference: Big Ten
Nickname: Fighting Illini
Colors: Orange and Blue
President: James J. Stukel
Athletic Director: Ron Guenther
Arena: Assembly Hall
Capacity: 16,450
2000-01 Record: 27-8
Big Ten Record/Finish: 13-3/T1st
Postseason: NCAA Tournament (Elite Eight)
Lettermen Returning/Lost: 9/4
Starters Returning/Lost: 3/2

COACHING STAFF


Head Coach: Bill Self
Alma Mater: Oklahoma State, 1985
Career Record: 156-89 (8 yrs.)
Record at Illinois: 27-8 (1 yr.)
Assistant Coach: Billy Gillispie
Assistant Coach: Wayne McClain
Assistant Coach: Norman Roberts
Office Phone: (217) 333-3400

SPORTS INFORMATION

Basketball SID: Kent Brown
Office Phone: (217) 333-1391
Home Phone: (217) 469-0230
Email: kwbrown3@uiuc.edu
SID Fax: (217) 333-5540
Press Row Phone: (217) 333-1227
Website: www.fightingillini.com



Head Coach
Bill Self



Junior Guard
Frank Williams



Basketball SID
Kent Brown

2001-02 ROSTER

| No. | Name | Pos. | Ht. | Wt. | Yr. | PPG | RPG |
|-----|------------------|------|------|-----|-----|------|-----|
| 00 | Brett Melton | G | 6-5 | 195 | So. | 1.5 | 0.8 |
| 4 | Luther Head | G | 6-3 | 170 | Fr. | --- | --- |
| 13 | Cory Bradford | G | 6-3 | 200 | Sr. | 9.9 | 2.5 |
| 21 | Robert Archibald | F | 6-11 | 250 | Sr. | 7.2 | 4.5 |
| 22 | Lucas Johnson | F | 6-8 | 230 | Sr. | 5.0 | 3.3 |
| 23 | Blandon Ferguson | F | 6-4 | 220 | Jr. | --- | --- |
| 24 | Sean Harrington | G | 6-3 | 185 | Jr. | 5.7 | 1.4 |
| 25 | Jerrance Howard | G | 6-1 | 190 | So. | 0.4 | 0.4 |
| 30 | Frank Williams | G | 6-3 | 205 | Jr. | 14.9 | 3.7 |
| 31 | Nick Huge | G | 6-5 | 200 | Jr. | --- | --- |
| 33 | Damir Krupalija | F | 6-9 | 230 | Sr. | 4.8 | 3.9 |
| 34 | Brian Cook | F | 6-10 | 240 | Jr. | 11.2 | 6.1 |
| 42 | Clayton Thomas | F | 6-6 | 240 | Jr. | 0.0 | 0.0 |
| 43 | Roger Powell | F | 6-6 | 215 | Fr. | --- | --- |
| 45 | Nick Smith | C | 7-2 | 240 | Fr. | --- | --- |

2001-02 SCHEDULE

| | |
|----------|---------------------------|
| 11/16 | GONZAGA |
| 11/19 | EASTERN ILLINOIS |
| 11/22-24 | at Las Vegas Invitational |
| 11/27 | at Maryland |
| 12/1 | TEXAS A&M-CC |
| 12/4 | vs. Arizona |
| 12/8 | vs. Arkansas |
| 12/16 | WESTERN ILLINOIS |
| 12/18 | ILLINOIS STATE |
| 12/22 | vs. Missouri |
| 12/29 | LOYOLA (CHI.) |
| 1/2 | MINNESOTA |
| 1/5 | at Wisconsin |
| 1/9 | at Purdue |
| 1/12 | MICHIGAN |
| 1/15 | IOWA |
| 1/23 | WISCONSIN |
| 1/27 | at Indiana |
| 1/29 | at Ohio State |
| 2/3 | MICHIGAN STATE |
| 2/7 | at Michigan |
| 2/9 | PURDUE |
| 2/12 | at Michigan State |
| 2/16 | at Seton Hall |
| 2/20 | PENN STATE |
| 2/23 | at Northwestern |
| 2/26 | INDIANA |
| 3/2 | at Minnesota |
| 3/7-10 | at Big Ten Tournament |

2000-01 RESULTS

| | | | |
|-------|----------------------|---|------------|
| 11/17 | MAINE | W | 86-57 |
| 11/20 | vs. UNLV | W | 74-69 |
| 11/21 | vs. Maryland | W | 90-80 |
| 11/22 | vs. Arizona | L | 76-79 |
| 11/26 | TEXAS SOUTHERN | W | 86-67 |
| 11/28 | vs. Duke | L | 77-78 |
| 12/2 | at Kansas State | W | 76-56 |
| 12/6 | UW-MILWAUKEE | W | 85-44 |
| 12/9 | SETON HALL | W | 87-79 (ot) |
| 12/16 | vs. Arizona | W | 81-73 |
| 12/21 | vs. Missouri | W | 86-81 (ot) |
| 12/23 | at Texas | L | 64-72 |
| 12/29 | vs. Illinois-Chicago | W | 77-64 |
| 1/3 | MINNESOTA | W | 80-64 |
| 1/6 | OHIO STATE | W | 83-68 |
| 1/11 | at Iowa | L | 62-78 |
| 1/13 | MICHIGAN | W | 80-51 |
| 1/17 | at Northwestern | W | 63-49 |
| 1/20 | PENN STATE | W | 92-60 |
| 1/25 | at Michigan | W | 55-51 |
| 1/31 | at Penn State | L | 95-98 (ot) |
| 2/3 | NORTHWESTERN | W | 84-59 |
| 2/6 | MICHIGAN STATE | W | 77-66 |
| 2/10 | at Purdue | W | 82-61 |
| 2/13 | WISCONSIN | W | 68-67 |
| 2/17 | at Indiana | W | 67-61 |
| 2/22 | at Ohio State | L | 61-63 |
| 2/24 | IOWA | W | 89-63 |
| 3/04 | at Minnesota | W | 67-59 |
| 3/9 | vs. Purdue | W | 83-66 |
| 3/10 | vs. Indiana | L | 56-58 |
| 3/16 | vs. Northwestern St. | W | 96-54 |
| 3/18 | vs. Charlotte | W | 79-61 |
| 3/23 | vs. Kansas | W | 80-64 |
| 3/25 | vs. Arizona | L | 81-87 |

Illinois vs. Wisconsin

SERIES NOTES

The UW trails the all-time series 64-99 (H: 47-36, A: 17-62, N: 0-1) ... Wisconsin came within one second of being the only team to beat Illinois on its home floor last year, losing 68-67 when Marcus Griffin hit a jumper from the lane with 0.8 seconds remaining to give UI the win ... after playing only once in each of the past two seasons, UW and Illinois square off twice this year.

SERIES FACTS

Longest UW Win Streaks
at Madison: 9 (1906-14)
at Champaign: 3 (1906-08 & 1912-14)
Overall: 6 ('06-08 & '12-14)

Largest UW Victory Margin
 34 (47-13 in 1907)

Most Points, One Team
 103 (UW 103, UI 101 in 1962 & UI 103, UW 80 in 1989)

Longest UI Win Streaks
at Champaign: 13 (1982-94)
at Madison: 10 (1979-88)
Overall: 16 (1981-89)

Largest UI Victory Margin
 39 (93-54 in 1959)

Most Points, Both Teams
 204 (UW 103, UI 101 in 1962)



| | | | | | | |
|------|-------|------|-------|---|-------|-------|
| 1906 | | Away | | W | | 36-32 |
| 1906 | | Home | | W | | 1-0% |
| 1907 | | Away | | W | | 22-16 |
| 1907 | | Home | | W | | 47-13 |
| 1908 | | Away | | W | | 28-20 |
| 1908 | | Home | | W | | 27-14 |
| 1909 | | Away | | L | | 19-28 |
| 1909 | | Home | | W | | 20-10 |
| 1910 | | Home | | W | | 28-16 |
| 1910 | | Away | | L | | 14-34 |
| 1911 | | Home | | W | | 20-17 |
| 1911 | | Away | | L | | 18-21 |
| 1912 | | Home | | W | | 27-10 |
| 1912 | | Away | | W | | 23-15 |
| 1913 | | Away | | W | | 16-15 |
| 1913 | | Home | | W | | 18-13 |
| 1914 | | Away | | W | | 26-25 |
| 1914 | | Home | | W | | 29-16 |
| 1915 | | Away | | L | | 19-39 |
| 1915 | | Home | | L | | 17-19 |
| 1916 | | Away | | L | | 20-27 |
| 1916 | | Home | | W | | 34-14 |
| 1917 | | Home | | W | | 25-14 |
| 1917 | | Away | | L | | 17-20 |
| 1918 | | Away | | W | | 22-21 |
| 1918 | | Home | | W | | 23-15 |
| 1919 | | Home | | L | | 15-25 |
| 1919 | | Away | | L | | 14-16 |
| 1920 | | Away | | L | | 20-43 |
| 1920 | | Home | | W | | 33-29 |
| 1921 | | Home | | W | | 23-18 |
| 1921 | | Away | | L | | 9-17 |
| 1922 | | Home | | W | | 25-23 |
| 1922 | | Away | | L | | 35-37 |
| 1924 | | Home | | W | | 13-12 |
| 1924 | | Away | | L | | 20-31 |
| 1925 | | Away | | L | | 25-35 |
| 1925 | | Home | | W | | 24-9 |
| 1927 | | Away | | L | | 28-32 |
| 1927 | | Home | | W | | 39-13 |
| 1928 | | Home | | L | | 33-34 |
| 1928 | | Away | | W | | 32-22 |
| 1930 | | Home | | W | | 14-9 |
| 1930 | | Home | | W | | 23-17 |
| 1931 | | Away | | W | | 12-9 |
| 1931 | | Home | | W | | 30-20 |
| 1933 | | Away | | L | | 25-38 |
| 1933 | | Home | | L | | 15-29 |
| 1934 | | Away | | L | | 17-20 |
| 1934 | | Home | | W | | 28-22 |

| | | | | | | |
|------|-------|------|-------|---|-------|---------|
| 1936 | | Home | | L | | 27-29 |
| 1936 | | Away | | L | | 20-36 |
| 1937 | | Home | | L | | 28-31 |
| 1937 | | Away | | L | | 31-48 |
| 1939 | | Home | | L | | 34-37 |
| 1940 | | Away | | L | | 35-37 |
| 1941 | | Home | | W | | 46-30 |
| 1942 | | Home | | L | | 40-55 |
| 1942 | | Away | | L | | 43-45 |
| 1943 | | Home | | L | | 40-52 |
| 1943 | | Away | | L | | 26-50 |
| 1944 | | Home | | L | | 43-45+ |
| 1944 | | Away | | W | | 43-38 |
| 1946 | | Home | | L | | 31-56 |
| 1946 | | Away | | L | | 53-72 |
| 1947 | | Home | | W | | 53-47 |
| 1947 | | Away | | L | | 37-63 |
| 1948 | | Home | | W | | 52-47 |
| 1948 | | Away | | L | | 36-57 |
| 1949 | | Away | | L | | 50-62 |
| 1949 | | Home | | L | | 54-61 |
| 1950 | | Home | | L | | 59-50 |
| 1950 | | Away | | L | | 58-76 |
| 1951 | | Home | | L | | 69-71+ |
| 1951 | | Away | | L | | 52-63 |
| 1952 | | Away | | L | | 49-53 |
| 1952 | | Home | | W | | 58-48 |
| 1953 | | Away | | L | | 61-71 |
| 1953 | | Home | | L | | 61-65 |
| 1954 | | Home | | L | | 64-70+ |
| 1954 | | Away | | L | | 64-66 |
| 1955 | | Away | | W | | 79-64 |
| 1955 | | Home | | L | | 71-99 |
| 1956 | | Away | | L | | 77-96 |
| 1957 | | Home | | L | | 63-79 |
| 1958 | | Home | | L | | 59-64 |
| 1958 | | Away | | W | | 71-70 |
| 1959 | | Home | | L | | 51-77 |
| 1959 | | Away | | L | | 54-93 |
| 1960 | | Home | | W | | 75-63 |
| 1961 | | Away | | L | | 73-77 |
| 1962 | | Away | | W | | 85-81 |
| 1962 | | Home | | W | | 103-101 |
| 1963 | | Home | | W | | 84-77 |
| 1963 | | Away | | L | | 77-89 |
| 1964 | | Away | | L | | 73-97 |
| 1964 | | Home | | L | | 56-70 |
| 1966 | | Home | | L | | 70-90 |
| 1966 | | Away | | L | | 64-80 |
| 1967 | | Away | | L | | 74-87 |

| | | | | | | |
|------|-------|------|-------|---|-------|--------|
| 1967 | | Home | | W | | 102-92 |
| 1968 | | Home | | L | | 60-68 |
| 1969 | | Away | | L | | 73-86 |
| 1970 | | Home | | L | | 69-74 |
| 1970 | | Away | | W | | 66-65 |
| 1971 | | Away | | L | | 82-84 |
| 1971 | | Home | | W | | 88-84 |
| 1972 | | Away | | L | | 86-91 |
| 1972 | | Home | | W | | 97-84 |
| 1973 | | Away | | L | | 74-76 |
| 1973 | | Home | | W | | 99-88 |
| 1974 | | Home | | W | | 101-75 |
| 1975 | | Away | | L | | 56-72 |
| 1975 | | Home | | W | | 76-70 |
| 1976 | | Away | | L | | 61-71 |
| 1976 | | Home | | L | | 59-70 |
| 1977 | | Away | | L | | 72-82 |
| 1977 | | Home | | W | | 62-50 |
| 1978 | | Away | | L | | 71-74 |
| 1978 | | Home | | W | | 80-73 |
| 1979 | | Home | | L | | 74-81 |
| 1979 | | Away | | L | | 64-81 |
| 1980 | | Home | | L | | 64-69 |
| 1980 | | Away | | L | | 50-67 |
| 1981 | | Away | | W | | 54-45 |
| 1981 | | Home | | L | | 65-84 |
| 1982 | | Away | | L | | 54-88 |
| 1982 | | Home | | L | | 60-68 |
| 1983 | | Home | | L | | 54-61 |
| 1983 | | Away | | L | | 64-71 |
| 1984 | | Home | | L | | 62-63+ |
| 1984 | | Away | | L | | 57-81 |
| 1985 | | Home | | L | | 67-78 |
| 1985 | | Away | | L | | 49-68 |

| | | | | | | |
|------|-------|------|-------|---|-------|--------|
| 1986 | | Away | | L | | 54-73 |
| 1986 | | Home | | L | | 74-82 |
| 1987 | | Home | | L | | 66-68 |
| 1987 | | Away | | L | | 74-99 |
| 1988 | | Home | | L | | 65-80 |
| 1988 | | Away | | L | | 65-85 |
| 1989 | | Away | | L | | 80-103 |
| 1989 | | Home | | W | | 72-52 |
| 1990 | | Away | | L | | 59-73 |
| 1990 | | Home | | L | | 63-66 |
| 1991 | | Away | | L | | 62-70 |
| 1991 | | Home | | W | | 85-77 |
| 1992 | | Away | | L | | 67-74 |
| 1992 | | Home | | W | | 92-78 |
| 1993 | | Away | | L | | 72-80 |
| 1993 | | Home | | W | | 74-66 |
| 1994 | | Home | | W | | 66-56 |
| 1994 | | Away | | L | | 65-76 |
| 1995 | | Home | | W | | 73-60 |
| 1996 | | Away | | W | | 57-56 |
| 1997 | | Away | | W | | 73-56 |
| 1997 | | Home | | W | | 62-45 |
| 1998 | | Away | | L | | 48-62 |
| 1998 | | Home | | L | | 47-53+ |
| 1998 | | UC | | L | | 61-66 |
| 1999 | | Home | | W | | 75-53 |
| 1999 | | Away | | L | | 51-53 |
| 2000 | | Home | | W | | 63-59 |
| 2001 | | Away | | L | | 67-68 |

+ - overtime period
 % - forfeited by UI
 UC - United Center, Chicago



Illinois' Assembly Hall

Penn State Nittany Lions

DATE: JAN. 9 AT PENN STATE
Time/Site: 7 pm • Bryce Jordan Center
DATE: JAN. 26 AT WISCONSIN
Time/Site: 11:17 am • Kohl Center

QUICK FACTS

Location: University Park, Pa.
Founded: 1855
Enrollment: 41,050
Conference: Big Ten
Nickname: Nittany Lions
Colors: Blue and White
President: Dr. Graham Spanier
Athletic Director: Tim Curley
Arena: Bryce Jordan Center
Capacity: 15,261
2000-2001 Record: 21-12
Big Ten Record/Finish: 7-9/T6th
Postseason: NCAA Tournament (Sweet 16)
Lettermen Returning/Lost: 8/7
Starters Returning/Lost: 1/4

COACHING STAFF


Head Coach: Jerry Dunn
Alma Mater: George Mason, 1980
Career Record: 103-79 (6 yrs.)
Record at Penn State: 103-79 (6 yrs.)
Assistant Coach: Christian Appleman
Assistant Coach: Mike Boyd
Assistant Coach: Rick Callahan
Office Phone: (814) 865-5494

SPORTS INFORMATION

Basketball SID: Patrick Donghia
Office Phone: (814) 865-1757
Home Phone: (814) 235-6745
SID Fax: (814) 863-3165
Press Row Phone: (814)-863-3516
Website: www.GoPSUSports.com



Head Coach
Jerry Dunn



Senior Forward
Tyler Smith



Basketball SID
Patrick Donghia

2001-02 ROSTER

| No. | Name | Pos. | Ht. | Wt. | Yr. | PPG | RPG |
|-----|------------------|------|------|-----|-----|-----|-----|
| 1 | Jamaal Tate | G/F | 6-5 | 200 | So. | 2.4 | 1.2 |
| 4 | Ken Krimmel | G | 6-2 | 180 | Sr. | --- | --- |
| 10 | Brandon Watkins | G | 6-0 | 165 | Jr. | 3.2 | 0.9 |
| 13 | Sharif Chambliss | G | 6-1 | 175 | So. | 1.3 | 0.5 |
| 21 | Stephen Bekale | F | 6-9 | 230 | Jr. | --- | --- |
| 22 | Jan Jagla | F | 6-11 | 210 | Fr. | --- | --- |
| 24 | Kevin Fellows | F | 6-10 | 245 | Fr. | --- | --- |
| 34 | B.J. Vossekuil | F | 6-9 | 200 | Jr. | 1.0 | 0.8 |
| 35 | Tyler Smith | F | 6-8 | 230 | Sr. | 7.6 | 4.5 |
| 41 | Daren Tielsch | F | 6-7 | 215 | Fr. | --- | --- |
| 44 | Ndu Egekeze | F | 6-7 | 220 | So. | 1.4 | 0.7 |
| 45 | Jason McDougald | F | 6-9 | 200 | Fr. | --- | --- |

2001-02 SCHEDULE

| | |
|--------|------------------------|
| 11/18 | YALE |
| 11/21 | LAFAYETTE |
| 11/24 | at Boston College |
| 11/28 | CLEMSON |
| 12/1 | at Temple |
| 12/5 | LEHIGH |
| 12/8 | at Pittsburgh |
| 12/19 | JAMES MADISON |
| 12/22 | BUCKNELL |
| 12/28 | vs. Coppin State |
| 12/29 | vs. California/Harvard |
| 1/2 | MICHIGAN |
| 1/5 | at Indiana |
| 1/9 | WISCONSIN |
| 1/16 | at Ohio State |
| 1/19 | MICHIGAN STATE |
| 1/23 | INDIANA |
| 1/26 | at Wisconsin |
| 1/30 | at Minnesota |
| 2/2 | at Iowa |
| 2/6 | PURDUE |
| 2/9 | at Michigan |
| 2/13 | IOWA |
| 2/16 | NORTHWESTERN |
| 2/20 | at Illinois |
| 2/23 | MINNESOTA |
| 3/2 | at Purdue |
| 3/7-10 | at Big Ten Tournament |

2000-01 RESULTS

| | | | |
|-------|-----------------------|---|--------|
| 11/22 | LOYOLA | W | 87-58 |
| 11/25 | at Kentucky | W | 73-68 |
| 11/29 | at North Carolina St. | L | 76-84 |
| 12/2 | PENNSYLVANIA | W | 84-74 |
| 12/6 | PITTSBURGH | W | 88-74 |
| 12/9 | TEMPLE | W | 66-60 |
| 12/18 | WAGNER | W | 100-91 |
| 12/22 | BUCKNELL | W | 82-72 |
| 12/26 | vs. Princeton | W | 82-72 |
| 12/27 | vs. Hofstra | W | 74-71 |
| 1/3 | at Michigan State | L | 73-98 |
| 1/6 | IOWA | L | 85-86 |
| 1/10 | at Ohio State | W | 78-75 |
| 1/13 | NORTHWESTERN | W | 73-66 |
| 1/17 | at Indiana | L | 69-77 |
| 1/20 | at Illinois | L | 60-92 |
| 1/23 | at Yale | W | 90-75 |
| 1/27 | at Wisconsin | L | 58-63 |
| 1/31 | ILLINOIS | W | 98-85 |
| 2/3 | INDIANA | L | 78-85 |
| 2/7 | MICHIGAN | W | 77-66 |
| 2/14 | at Minnesota | W | 82-62 |
| 2/17 | PURDUE | W | 92-71 |
| 2/21 | at Northwestern | L | 61-62 |
| 2/24 | MICHIGAN STATE | L | 57-76 |
| 3/1 | at Iowa | W | 78-63 |
| 3/3 | OHIO STATE | L | 87-93 |
| 3/8 | vs. Michigan | W | 82-80 |
| 3/9 | vs. Michigan State | W | 65-63 |
| 3/10 | vs. Iowa | L | 74-94 |
| 3/16 | vs. Providence | W | 69-59 |
| 3/18 | vs. North Carolina | W | 82-74 |
| 3/23 | vs. Temple | L | 72-84 |

Penn State vs. Wisconsin

SERIES NOTES

UW leads the series 11-6 (H: 6-2, A: 4-4, N: 1-0) ... Wisconsin has won eight of the last 10 meetings between the two teams, including a 63-58 win last season in Madison ... the Badgers have won five straight against PSU at home ... after playing only once in each of the past two seasons, UW and Penn State square off twice this year.

SERIES FACTS

Longest UW Win Streaks at Madison: 5 (1996-present)
at Univ. Park: 2 (1993-94)
Overall: 4 (1996-98)

Longest PSU Win Streaks at Univ. Park: 2 (1995-96)
at Madison: 1 (1993 & 1995)
Overall: 3 (1995-96)

Largest UW Victory Margin
 19 (64-45 in '97 & 76-57 in '98)

Largest PSU Victory Margin
 29 (79-50 in 1996)

Most Points, One Team
 78 (PSU 78, UW 67 in 1995)

Most Points, Both Teams
 145 (PSU 78, UW 67 in 1995)



| | | | |
|------|----------|--------|------------|
| 1993 |Away |W |75-68 |
| 1993 |Home |L |58-62 |
| 1994 |Away |W |71-56 |
| 1994 |Home |W |77-64 |
| 1995 |Home |L |67-78 |
| 1995 |Away |L |67-74 |
| 1996 |Away |L |50-79 |
| 1996 |Home |W |54-52 |
| 1997 |Home |W |64-45 |
| 1997 |Away |W |49-45 |
| 1998 |Home |W |76-57 |
| 1998 |Away |L |69-75 |
| 1998 |UC |W |52-51 |
| 1999 |Away |W |61-58 |
| 1999 |Home |W |73-63 |
| 2000 |Away |L |61-76 |
| 2001 |Home |W |63-58 |

UC - United Center (Chicago, Ill.)



Penn State's Bryce Jordan Center

Michigan State Spartans

DATE: JAN. 12 AT MICHIGAN ST.

Time/Site: 11:17 am • Breslin Center

QUICK FACTS

Location: East Lansing, Mich.
Founded: 1855
Enrollment: 43,189
Conference: Big Ten
Nickname: Spartans
Colors: Green and White
President: Peter McPherson
Athletic Director: Clarence Underwood, Jr.
Arena: Breslin Center
Capacity: 14,759
2000-01 Record: 28-5
Big Ten Record/Finish: 13-3/T1st
Postseason: NCAA Tournament (Final Four)
Lettermen Returning/Lost: 6/7
Starters Returning/Lost: 1/4

COACHING STAFF


Head Coach: Tom Izzo
Alma Mater: Northern Michigan, 1977
Career Record: 148-53 (6 yrs.)
Record at Michigan State: 148-53 (6 yrs.)
Associate Head Coach: Brian Gregory
Assistant Coach: Mike Garland
Assistant Coach: Mark Montgomery
Office Phone: (517) 355-1643

SPORTS INFORMATION


Basketball SID: Matt Larson
Office Phone: (517) 355-2271
Home Phone: (517) 349-4607
Email: larsonm9@msu.edu
SID Fax: (517) 353-9636
Press Row Phone: (517) 353-1626
Website: www.msuspartans.com



Head Coach
Tom Izzo



Sophomore Guard
Marcus Taylor



Basketball SID
Matt Larson

2001-02 ROSTER

| No. | Name | Pos. | Ht. | Wt. | Yr. | PPG | RPG |
|-----|-------------------|------|------|-----|-----|-----|-----|
| 1 | Marcus Taylor | G | 6-3 | 190 | So. | 7.4 | 1.3 |
| 3 | Adam Wolfe | F | 6-9 | 215 | So. | 1.7 | 1.7 |
| 5 | Chris Hill | G | 6-3 | 180 | Fr. | --- | --- |
| 11 | Matt Ishbia | G | 5-10 | 155 | Sr. | 0.0 | 0.4 |
| 15 | Alan Anderson | G/F | 6-6 | 230 | Fr. | --- | --- |
| 20 | Jayson Vincent | G | 6-4 | 210 | Fr. | --- | --- |
| 23 | Kelvin Torbert | G | 6-4 | 220 | Fr. | --- | --- |
| 25 | Aloysius Anagonye | F | 6-8 | 255 | Jr. | 4.7 | 3.1 |
| 30 | Tim Bograkos | G | 6-2 | 180 | Fr. | --- | --- |
| 44 | Jason Andreas | C | 6-10 | 240 | So. | 0.5 | 1.0 |
| 55 | Adam Ballinger | F | 6-9 | 250 | Jr. | 1.9 | 1.6 |

2001-02 SCHEDULE

| | |
|------------|-----------------------|
| 11/12 | DETROIT |
| 11/14 | Preseason NIT |
| 11/21 | Preseason NIT |
| 11/23 | Preseason NIT |
| 11/28 | vs. Virginia |
| 11/30-12/1 | SPARTAN CLASSIC |
| 12/5 | at Florida |
| 12/9 | NICHOLLS STATE |
| 12/15 | ARIZONA |
| 12/17 | UNC-ASHEVILLE |
| 12/19 | OAKLAND |
| 12/22 | SETON HALL |
| 12/29 | vs. Stanford |
| 1/5 | at Minnesota |
| 1/8 | at Indiana |
| 1/12 | WISCONSIN |
| 1/16 | PURDUE |
| 1/19 | at Penn State |
| 1/22 | at Iowa |
| 1/30 | MICHIGAN |
| 2/3 | at Illinois |
| 2/6 | at Northwestern |
| 2/10 | OHIO STATE |
| 2/12 | ILLINOIS |
| 2/16 | at Purdue |
| 2/21 | MINNESOTA |
| 2/24 | INDIANA |
| 2/26 | at Ohio State |
| 3/2 or 3 | IOWA |
| 3/7-10 | at Big Ten Tournament |

2000-01 RESULTS

| | | | |
|-------|-------------------|---|------------|
| 11/19 | OAKLAND | W | 97-61 |
| 11/24 | CORNELL | W | 89-56 |
| 11/25 | E. WASHINGTON | W | 83-61 |
| 11/29 | N. CAROLINA | W | 77-64 |
| 12/2 | ILL.-CHICAGO | W | 97-53 |
| 12/6 | FLORIDA | W | 99-83 |
| 12/9 | at Loyola (Chi.) | W | 103-71 |
| 12/16 | KENTUCKY | W | 46-45 |
| 12/19 | at Seton Hall | W | 72-57 |
| 12/27 | vs. Bowling Green | W | 85-69 |
| 12/30 | WRIGHT STATE | W | 88-61 |
| 1/3 | PENN STATE | W | 98-73 |
| 1/7 | at Indiana | L | 58-59 |
| 1/10 | NORTHWESTERN | W | 84-53 |
| 1/13 | WISCONSIN | W | 69-59 (ot) |
| 1/21 | OHIO STATE | W | 71-56 |
| 1/24 | at Northwestern | W | 74-58 |
| 1/27 | at Ohio State | L | 55-64 |
| 1/30 | at Michigan | W | 91-64 |
| 2/4 | PURDUE | W | 72-55 |
| 2/6 | at Illinois | L | 66-77 |
| 2/10 | at Minnesota | W | 94-83 |
| 2/18 | IOWA | W | 94-70 |
| 2/20 | INDIANA | W | 66-57 |
| 2/24 | at Penn State | W | 76-57 |
| 2/27 | at Wisconsin | W | 51-47 |
| 3/3 | MICHIGAN | W | 78-57 |
| 3/9 | vs. Penn State | L | 63-65 |
| 3/16 | vs. Alabama State | W | 69-35 |
| 3/18 | vs. Fresno State | W | 81-65 |
| 3/23 | vs. Gonzaga | W | 77-62 |
| 3/25 | vs. Temple | W | 69-62 |
| 3/31 | vs. Arizona | L | 61-80 |

Michigan State vs. Wisconsin

SERIES NOTES

Wisconsin trails the series 48-62 (H: 35-22, A: 13-37, N: 0-3) ... the Badgers nearly broke MSU's nation-best home-winning streak last year, falling in overtime, 69-59 ... Michigan St. has won eight consecutive games in the series, with all of the meetings coming within the last three years ... after meeting three, four and two times in the last three years, respectively, UW and MSU are slated to meet each other just once this season.

SERIES FACTS

Longest UW Win Streaks at Madison: 12 (1965-77)
at E. Lansing: 3 (1947-51 & 1961-63)
Overall: 5 ('35-39 & '47-51)


Largest UW Victory Margin
 27 (101-74 in 1972)

Most Points, One Team
 106 (MSU 106, UW 90 in 1964)

Longest MSU Win Streaks at E. Lansing: 10 (1977-86)
at Madison: 3 (1985-87)
Overall: 8 (1999-present)

Largest MSU Victory Margin
 34 (93-59 in 1958)

Most Points, Both Teams
 199 (UW 103, MSU 96 in 1975)



| | | | |
|------|-----------|--------|-------------|
| 1922 |Home |W |27-12 |
| 1933 |Home |W |26-16 |
| 1934 |Home |L |22-23 |
| 1935 |Home |W |23-21+ |
| 1936 |Home |W |26-21 |
| 1937 |Home |W |22-17 |
| 1938 |Home |W |30-27 |
| 1939 |Home |W |39-37 |
| 1940 |Away |L |41-48 |
| 1946 |Home |L |48-59 |
| 1946 |Away |L |52-56 |
| 1947 |Away |W |58-48 |
| 1948 |Home |W |51-39 |
| 1950 |Away |W |66-47 |
| 1951 |Away |W |53-52 |
| 1951 |Home |W |35-29 |
| 1952 |Away |L |39-50 |
| 1952 |Home |L |55-57 |
| 1953 |Away |L |45-53 |
| 1953 |Home |W |58-51 |
| 1954 |Away |W |57-53 |
| 1954 |Home |W |79-56 |
| 1955 |Away |L |77-94 |
| 1955 |Home |L |70-73 |
| 1956 |Away |L |82-89 |
| 1957 |Home |L |62-78 |
| 1958 |Home |W |66-52 |
| 1958 |Away |L |59-93 |
| 1959 |Home |L |57-88 |
| 1959 |Away |L |73-93 |
| 1960 |Home |L |79-91 |
| 1961 |Away |W |74-71 |
| 1962 |Away |W |83-78 |
| 1962 |Home |W |77-72 |
| 1963 |Home |L |68-75 |
| 1963 |Away |W |92-89+ |
| 1964 |Away |L |90-106 |
| 1965 |Home |W |99-89 |
| 1966 |Away |L |65-79 |
| 1966 |Home |W |78-77 |
| 1967 |Away |L |61-68 |

| | | | |
|------|-----------|--------|---------------|
| 1967 |Home |W |68-64 |
| 1968 |Home |W |70-68 |
| 1968 |Away |L |77-87 |
| 1969 |Away |L |67-77 |
| 1969 |Home |W |76-64 |
| 1970 |Home |W |89-79 |
| 1971 |Away |L |78-97 |
| 1972 |Away |L |76-83 |
| 1972 |Home |W |101-74 |
| 1973 |Home |W |93-80 |
| 1973 |Away |L |78-79+ |
| 1974 |Home |W |87-80 |
| 1975 |Away |L |87-105 |
| 1975 |Home |W |103-96 |
| 1976 |Home |W |70-63 |
| 1976 |Away |W |86-82 |
| 1977 |Away |L |61-84 |
| 1977 |Home |W |87-83+++ |
| 1978 |Away |L |63-74 |
| 1978 |Home |L |75-89 |
| 1979 |Away |L |55-84 |
| 1979 |Home |W |83-81 |
| 1980 |Away |L |61-62 |
| 1980 |Home |W |80-66 |
| 1981 |Home |W |63-62 |
| 1981 |Away |L |65-74 |
| 1982 |Away |L |58-68 |
| 1982 |Home |W |65-60 |
| 1983 |Away |L |66-86 |
| 1983 |Home |L |65-91 |
| 1984 |Home |W |81-74 |
| 1984 |Away |L |59-78 |
| 1985 |Home |L |68-77 |
| 1985 |Away |L |63-82 |
| 1986 |Away |L |81-83 |
| 1986 |Home |L |71-84 |
| 1987 |Home |L |78-81 |
| 1987 |Away |W |65-63 |
| 1988 |Home |W |78-72++ |
| 1988 |Away |W |71-69 |
| 1989 |Home |W |69-64+ |

| | | | |
|------|-----------|--------|--------------|
| 1989 |Away |L |61-70 |
| 1990 |Home |L |61-64 |
| 1990 |Away |L |57-60 |
| 1991 |Away |L |50-65 |
| 1991 |Home |W |84-78++ |
| 1992 |Home |L |64-79 |
| 1992 |Away |L |61-76 |
| 1993 |Away |W |67-66 |
| 1993 |Home |W |65-62 |
| 1994 |Away |L |60-70 |
| 1994 |Home |W |87-62 |
| 1995 |Home |L |64-78 |
| 1995 |Away |L |72-97 |
| 1996 |Home |W |61-48 |
| 1996 |Away |W |73-52 |
| 1997 |Home |L |50-58 |
| 1997 |Away |L |49-68 |
| 1998 |Away |L |40-63 |
| 1998 |Home |L |47-56 |
| 1999 |Home |W |66-51 |
| 1999 |Away |L |51-56 |
| 1999 |UC |L |41-56 |
| 2000 |Home |L |44-61 |
| 2000 |Away |L |54-59 |
| 2000 |UC |L |46-55 |

| | | | |
|------|------------|--------|-------------|
| 2000 |Neut. |L |41-53 |
| 2001 |Away |L |59-69+ |
| 2001 |Home |L |47-51 |

+ - overtime period
 UC - United Center



Michigan State's Breslin Center

Minnesota Golden Gophers

DATE: JAN. 16 AT WISCONSIN

Time/Site: 7 pm • Kohl Center

DATE: FEB. 16 AT MINNESOTA

Time/Site: 1:31 pm • Williams Arena

QUICK FACTS

Location: Minneapolis, Minn.

Founded: 1851

Enrollment: 45,651

Conference: Big Ten

Nickname: Gophers

Colors: Maroon and Gold

President: Mark Yudof

Athletic Director: Tom Moe

Arena: Williams Arena

Capacity: 14,625

2000-2001 Record: 18-14

Big Ten Record/Finish: 5-11/9th

Postseason: NIT Tournament

Lettermen Returning/Lost: 7/3

Starters Returning/Lost: 3/2

COACHING STAFF

Head Coach: Dan Monson

Alma Mater: Idaho, 1985

Career Record: 82-47 (4 yrs.)

Record at Minnesota: 30-30 (2 yrs.)

Assistant Coach: Bill Walker

Assistant Coach: Art Prevost

Office Phone: (612) 625-3085

SPORTS INFORMATION

Basketball SID: Kyle Coughlin

Office Phone: (612) 625-4090

Home Phone: TBA

Email: Cough002@umn.edu


SID Fax: (612) 625-0359

Press Row Phone: (612) 626-1308

Website: www.gophersports.com



Head Coach
Dan Monson



Senior Forward
Dusty Rychart



Basketball SID
Kyle Coughlin

2001-02 ROSTER

| No. | Name | Pos. | Ht. | Wt. | Yr. | PPG | RPG |
|-----|------------------|------|------|-----|-----|------|-----|
| 1/4 | Rick Rickert | F | 6-10 | 202 | Fr. | --- | --- |
| 3 | Aaron Robinson | G | 5-9 | 160 | Fr. | --- | --- |
| 5 | Wade Hokenson | G | 5-9 | 160 | So. | 0.7 | 1.3 |
| 11 | Maurice Hargrow | G | 6-4 | 175 | Fr. | --- | --- |
| 12 | Kevin Burleson | G | 6-3 | 190 | So. | 6.3 | 1.7 |
| 15 | Kerwin Fleming | G | 6-3 | 180 | Jr. | 6.8 | 1.5 |
| 21 | Travarus Bennett | F | 6-7 | 205 | Jr. | 4.5 | 4.2 |
| 24 | Tyree Bolden | F | 6-5 | 190 | So. | 0.0 | 0.2 |
| 30 | Justin Lorang | G/F | 6-5 | 190 | Sr. | 1.1 | 0.6 |
| 31 | Steve Esselink | F | 6-6 | 191 | So. | --- | --- |
| 34 | Shane Schilling | G/F | 6-6 | 200 | Jr. | 8.4 | 2.8 |
| 35 | Randy Chall | F | 6-5 | 215 | So. | 0.0 | 0.6 |
| 40 | Jerry Holman | F/C | 6-10 | 218 | Jr. | --- | --- |
| 41 | Michael Bauer | F | 6-8 | 205 | Fr. | --- | --- |
| 42 | Jeff Hagen | C | 6-11 | 250 | Fr. | --- | --- |
| 45 | Dusty Rychart | F | 6-7 | 210 | Sr. | 14.6 | 8.0 |

2001-02 SCHEDULE

| | |
|----------|-----------------------|
| 11/17 | MERCER |
| 11/21 | UNC-ASHEVILLE |
| 11/24 | E. WASHINGTON |
| 11/27 | at Wake Forest |
| 12/1 | TEXAS-PAN AMER. |
| 12/4 | NC-WILMINGTON |
| 12/7 | at Georgia |
| 12/10 | OREGON |
| 12/13 | MD-EASTERN SHORE |
| 12/22 | NEBRASKA |
| 12/30 | at Texas Tech |
| 1/2 | at Illinois |
| 1/5 | MICHIGAN STATE |
| 1/9 | MICHIGAN |
| 1/12 | at Purdue |
| 1/16 | at Wisconsin |
| 1/19 | at Michigan |
| 1/26 | OHIO STATE |
| 1/30 | PENN STATE |
| 2/2 | INDIANA |
| 2/9 | at Iowa |
| 2/13 | at Northwestern |
| 2/16 | WISCONSIN |
| 2/21 | at Michigan State |
| 2/23 | at Penn State |
| 2/27 | NORTHWESTERN |
| 3/2 OR 3 | ILLINOIS |
| 3/7-10 | at Big Ten Tournament |

2000-01 RESULTS

| | | | |
|-------|---------------------|---|------------|
| 11/17 | UNC-GREEN. | W | 81-61 |
| 11/19 | GEORGIA | W | 77-74 |
| 11/24 | vs. Hawaii Pacific | W | 86-75 |
| 11/25 | vs. Texas Christian | W | 107-99 |
| 11/26 | vs. Georgetown | L | 60-76 |
| 11/29 | at Florida State | W | 76-71 |
| 12/3 | MORRIS BROWN | W | 64-53 |
| 12/7 | at Marquette | W | 61-59 (ot) |
| 12/9 | BETHUNE-COOK. | W | 93-70 |
| 12/12 | LOUISIANA TECH | W | 69-53 |
| 12/22 | DARTMOUTH | W | 81-62 |
| 12/28 | NEBRASKA | W | 74-70 (OT) |
| 12/30 | CENTENARY | W | 93-59 |
| 1/3 | at Illinois | L | 64-80 |
| 1/6 | WISCONSIN | W | 54-49 |
| 1/13 | at Ohio State | L | 75-72 |
| 1/17 | PURDUE | W | 70-67 |
| 1/20 | INDIANA | W | 78-74 (OT) |
| 1/24 | IOWA | L | 74-87 |
| 1/27 | at Purdue | L | 68-83 |
| 1/31 | at Iowa | L | 55-64 |
| 2/3 | OHIO STATE | L | 66-73 |
| 2/6 | at Northwestern | W | 66-59 |
| 2/11 | MICHIGAN STATE | L | 83-94 |
| 2/14 | PENN STATE | L | 62-82 |
| 2/17 | at Michigan | W | 93-75 |
| 2/21 | at Wisconsin | L | 54-64 |
| 2/28 | at Indiana | L | 53-89 |
| 3/3 | ILLINOIS | L | 59-67 |
| 3/8 | vs. Purdue | L | 77-91 |
| 3/14 | VILLANOVA | W | 78-87 |
| 3/19 | TULSA | L | 73-76 (ot) |

Minnesota vs. Wisconsin

SERIES NOTES

Wisconsin trails the series 76-96 (H: 51-32, A: 25-64, N:0-0) ... the Badgers have won five of the last seven games between the two teams and six in a row in Madison ... the UW's longest-running and most played Big Ten rivalry dates back to 1900 and numbers 172 contests ... the Badgers' season sweep in 2000 was the first for UW over Minnesota since 1969.

SERIES FACTS

Longest UW Win Streaks at Madison: 7 (1938-45)
at Minneapolis: 5 (1912-16)
Overall: 10 (1912-16)

Largest UW Victory Margin
 32 (85-53 in 2000)

Most Points, One Team
 111 (UM 111, UW 92 in 1964)

Longest UM Win Streaks at Minneapolis: 15 (1971-85)
at Madison: 7 (1972-79)
Overall: 17 (1971-80)

Largest UM Victory Margin
 37 (90-53 in 1994)

Most Points, Both Teams
 203 (UM 111, UW 92 in 1964)



| | | | |
|-----------|------|--------|-------------|
| 1900..... | Away |L |15-17 |
| 1901..... | Away |L |15-42 |
| 1902..... | Away |L |10-30 |
| 1903..... | Away |L |11-33 |
| 1906..... | Home |W |31-24 |
| 1906..... | Away |L |10-16 |
| 1907..... | Away |L |11-18 |
| 1907..... | Home |W |31-20 |
| 1908..... | Home |W |37-16 |
| 1908..... | Away |W |34-14 |
| 1909..... | Away |W |14-13 |
| 1909..... | Home |W |37-14 |
| 1910..... | Home |W |24-14 |
| 1910..... | Away |L |9-16 |
| 1911..... | Away |L |16-17 |
| 1911..... | Home |L |13-21 |
| 1912..... | Home |W |22-12 |
| 1912..... | Away |W |29-26+ |
| 1913..... | Away |W |19-11 |
| 1913..... | Home |W |29-11 |
| 1914..... | Home |W |28-7 |
| 1914..... | Away |W |27-9 |
| 1915..... | Away |W |23-20 |
| 1915..... | Home |W |31-7 |
| 1916..... | Home |W |31-11 |
| 1916..... | Away |W |32-14 |
| 1917..... | Away |L |25-33 |
| 1917..... | Home |W |16-13 |
| 1918..... | Away |W |18-17 |
| 1918..... | Home |L |11-19 |
| 1919..... | Away |L |11-38 |
| 1919..... | Home |L |12-23 |
| 1920..... | Home |W |28-12 |
| 1920..... | Away |L |26-32 |
| 1921..... | Away |L |21-22 |
| 1921..... | Home |W |18-12 |
| 1922..... | Home |L |15-17 |
| 1922..... | Away |W |34-20 |
| 1923..... | Away |W |24-12 |
| 1923..... | Home |W |36-10 |
| 1925..... | Away |L |14-16 |
| 1925..... | Home |L |14-25 |
| 1926..... | Home |W |36-24 |
| 1926..... | Away |L |19-31 |
| 1928..... | Away |W |35-26 |
| 1928..... | Home |W |38-18 |
| 1929..... | Away |W |29-21 |
| 1929..... | Home |W |39-17 |
| 1931..... | Away |L |26-28 |
| 1931..... | Home |L |15-42 |
| 1932..... | Away |L |17-43 |

| | | | |
|-----------|------|--------|------------|
| 1932..... | Home |L |21-23 |
| 1934..... | Away |W |31-30 |
| 1934..... | Home |W |34-23 |
| 1935..... | Home |W |38-31 |
| 1935..... | Away |W |28-27 |
| 1937..... | Home |L |32-37 |
| 1937..... | Away |L |17-30 |
| 1938..... | Home |W |35-28 |
| 1938..... | Away |L |28-35 |
| 1939..... | Away |L |32-34 |
| 1939..... | Home |W |35-25 |
| 1940..... | Home |W |36-34 |
| 1940..... | Away |L |39-44 |
| 1941..... | Away |L |27-44 |
| 1941..... | Home |W |42-32 |
| 1942..... | Away |W |49-47 |
| 1943..... | Home |W |54-33 |
| 1943..... | Away |L |34-48 |
| 1944..... | Away |W |49-30 |
| 1944..... | Home |W |50-33 |
| 1945..... | Home |W |46-37 |
| 1945..... | Away |L |50-54 |
| 1946..... | Home |L |45-46 |
| 1946..... | Away |L |57-58 |
| 1947..... | Home |W |60-51 |
| 1947..... | Away |L |55-58 |
| 1948..... | Home |W |59-50 |
| 1948..... | Away |L |41-46 |
| 1949..... | Away |L |33-47 |
| 1949..... | Away |W |45-43 |
| 1950..... | Home |W |57-54 |
| 1950..... | Away |W |60-54 |
| 1951..... | Away |W |47-44 |
| 1952..... | Home |L |47-54 |
| 1953..... | Away |L |53-64 |
| 1953..... | Home |W |76-74 |
| 1954..... | Home |L |68-78 |
| 1954..... | Away |L |73-78 |
| 1955..... | Home |L |69-71 |
| 1955..... | Away |W |78-72 |
| 1956..... | Home |L |71-77 |
| 1957..... | Away |L |53-85 |
| 1958..... | Home |L |66-71 |
| 1958..... | Away |L |63-71 |
| 1959..... | Away |L |66-79 |
| 1959..... | Home |L |50-69 |
| 1960..... | Away |L |72-86 |
| 1961..... | Home |W |83-75 |
| 1962..... | Away |W |94-88 |
| 1962..... | Home |L |90-92 |
| 1963..... | Home |L |68-69 |

| | | | |
|-----------|------|--------|-------------|
| 1963..... | Away |L |48-72 |
| 1964..... | Away |L |92-111 |
| 1964..... | Home |L |96-105 |
| 1965..... | Away |L |57-81 |
| 1965..... | Home |L |91-101 |
| 1966..... | Away |W |87-74 |
| 1967..... | Home |W |85-75 |
| 1968..... | Away |W |72-62 |
| 1968..... | Home |W |94-82 |
| 1969..... | Home |W |68-61 |
| 1969..... | Away |W |69-63 |
| 1970..... | Home |W |90-84 |
| 1971..... | Away |L |98-104 |
| 1972..... | Home |L |59-65 |
| 1972..... | Away |L |73-76 |
| 1973..... | Away |L |54-78 |
| 1973..... | Home |L |64-81 |
| 1974..... | Away |L |63-64+ |
| 1975..... | Home |L |46-61 |
| 1975..... | Away |L |58-65 |
| 1976..... | Home |L |84-96 |
| 1976..... | Away |L |74-98 |
| 1977..... | Away |L |64-82% |
| 1977..... | Home |L |61-64% |
| 1978..... | Away |L |51-61 |
| 1978..... | Home |L |55-64 |
| 1979..... | Away |L |72-82 |
| 1979..... | Home |L |72-74 |
| 1980..... | Away |L |76-82+ |
| 1980..... | Home |W |70-55 |
| 1981..... | Away |L |60-76 |
| 1981..... | Home |W |60-58+ |
| 1982..... | Home |L |57-78 |
| 1982..... | Away |L |60-71 |
| 1983..... | Home |L |58-65 |
| 1983..... | Away |L |71-78 |
| 1984..... | Away |L |62-75 |

| | | | |
|-----------|------|--------|-------------|
| 1984..... | Home |L |67-68 |
| 1985..... | Away |L |62-72 |
| 1985..... | Home |W |65-61 |
| 1986..... | Home |L |65-67 |
| 1986..... | Away |W |70-64 |
| 1987..... | Away |L |67-69 |
| 1987..... | Home |W |69-52 |
| 1988..... | Away |L |62-71 |
| 1988..... | Home |W |81-70 |
| 1989..... | Home |W |75-67 |
| 1989..... | Away |L |58-59 |
| 1990..... | Home |W |77-75 |
| 1990..... | Away |L |67-68 |
| 1991..... | Home |W |72-62 |
| 1991..... | Away |L |70-80 |
| 1992..... | Home |L |48-49 |
| 1992..... | Away |L |57-76 |
| 1993..... | Home |W |79-70 |
| 1993..... | Away |L |71-85 |
| 1994..... | Away |L |53-90 |
| 1994..... | Home |L |78-109 |
| 1995..... | Home |W |74-67 |
| 1995..... | Away |L |70-78 |
| 1996..... | Home |W |73-65+ |
| 1996..... | Away |L |66-70 |
| 1997..... | Away |L |48-65 |
| 1997..... | Home |W |66-65 |
| 1998..... | Away |L |48-58 |
| 1999..... | Home |W |61-50 |
| 2000..... | Home |W |85-53 |
| 2000..... | Away |W |66-64 |
| 2001..... | Away |L |49-54 |
| 2001..... | Home |W |64-54 |

+ - overtime period
 % - forfeited by UM



Minnesota's Williams Arena

Purdue Boilermakers

DATE: JAN. 19 AT WISCONSIN

Time/Site: 1:31 pm • Kohl Center

QUICK FACTS

Location: West Lafayette, Ind.
Founded: 1869
Enrollment: 37,871
Conference: Big Ten
Nickname: Boilermakers
Colors: Old Gold and Black
President: Dr. Martin C. Jischke
Athletic Director: Morgan J. Burke
Arena: Mackey Arena
Capacity: 14,123
2000-01 Record: 17-15
Big Ten Record/Finish: 6-10/8th
Postseason: NIT Tournament
Lettermen Returning/Lost: 9/3
Starters Returning/Lost: 4/1

COACHING STAFF


Head Coach: Gene Keady
Alma Mater: Kansas State, 1958
Career Record: 494-225 (23 yrs.)
Record at Purdue: 456-206 (21 yrs.)
Assistant Coach: Jay Price
Assistant Coach: Cuonzo Martin
Assistant Coach: Todd Foster
Office Phone: (765) 494-3114

SPORTS INFORMATION

Basketball SID: Elliot Bloom
Office Phone: (765) 494-3196
Home Phone: (765) 532-4699
Email: hoopsid@purdue.edu
SID Fax: (765) 494-5447
Press Row Phone: (765) 494-6364
Website: www.purduesports.com



Head Coach
Gene Keady



Senior Forward
Rodney Smith



Basketball SID
Elliot Bloom

2001-02 ROSTER

| No. | Name | Pos. | Ht. | Wt. | Yr. | PPG | RPG |
|-----|--------------------|------|------|-----|-----|------|-----|
| 0 | Willie Deane | G | 6-1 | 196 | Jr. | 8.6 | 3.1 |
| 3 | Brett Buscher | F | 6-8 | 239 | So. | 4.7 | 3.8 |
| 4 | Andrew Ford | G | 6-2 | 188 | Jr. | --- | --- |
| 10 | Brandon McKnight | G | 6-2 | 172 | Fr. | --- | --- |
| 11 | Austin Parkinson | G | 6-0 | 183 | So. | 1.4 | 1.1 |
| 12 | Maynard Lewis | G | 6-1 | 187 | Sr. | 9.9 | 3.5 |
| 15 | Joe Marshall | G | 6-2 | 200 | Sr. | 6.9 | 2.9 |
| 20 | Kenneth Lowe | G | 6-3 | 199 | Jr. | 11.3 | 2.9 |
| 31 | Rodney Smith | F | 6-6 | 231 | Sr. | 13.9 | 4.8 |
| 32 | Matt Carroll | F | 6-8 | 221 | Fr. | --- | --- |
| 33 | Darmetreis Kilgore | G | 6-5 | 202 | Jr. | --- | --- |
| 34 | Kevin Garrity | C | 6-11 | 253 | So. | 0.8 | 1.3 |
| 40 | Ramon Diaz | F | 6-8 | 210 | Fr. | --- | --- |
| 54 | John Allison | C | 6-10 | 242 | Sr. | 10.2 | 5.3 |

2001-02 SCHEDULE

| | |
|----------|----------------------------|
| 11/16 | at Valparaiso |
| 11/21 | RADFORD |
| 11/24 | vs. Stanford |
| 11/27 | BUTLER |
| 11/30 | WILLIAM AND MARY |
| 12/1 | AKRON/OAKLAND |
| 12/5 | XAVIER |
| 12/8 | vs. Arizona |
| 12/15 | vs. Dayton |
| 12/17 | ILLINOIS-CHICAGO |
| 12/20-22 | at Las Vegas Tournament |
| 12/29 | ROBERT MORRIS |
| 1/2 | OHIO STATE |
| 1/5 | at Michigan |
| 1/9 | ILLINOIS |
| 1/12 | MINNESOTA |
| 1/16 | at Michigan State |
| 1/19 | at Wisconsin |
| 1/23 | NORTHWESTERN |
| 1/26 | IOWA |
| 1/31 | at Indiana |
| 2/6 | at Penn State |
| 2/9 | at Illinois |
| 2/13 | MICHIGAN |
| 2/16 | MICHIGAN STATE |
| 2/20 | at Northwestern |
| 2/23 | at Ohio State |
| 3/2 | PENN STATE |
| 3/7-10 | at Big Ten Tournament |

2000-01 RESULTS

| | | | |
|-------|-------------------|---|------------|
| 11/21 | C. MICHIGAN | L | 66-67 |
| 11/25 | vs. Arizona | W | 72-69 |
| 11/29 | at Virginia | L | 79-98 |
| 12/2 | APPALACHIAN ST. | W | 79-65 |
| 12/8 | DUQUESNE | W | 78-52 |
| 12/9 | ALABAMA A&M | W | 79-51 |
| 12/16 | vs. Valparaiso | W | 73-46 |
| 12/18 | SANTA CLARA | W | 98-52 |
| 12/22 | FLORIDA INT. | W | 93-48 |
| 12/27 | at Akron | W | 98-67 |
| 12/30 | UCLA | L | 82-87 |
| 1/3 | MICHIGAN | W | 80-60 |
| 1/6 | at Northwestern | W | 69-61 |
| 1/10 | WISCONSIN | W | 73-67 |
| 1/12 | IOWA | L | 73-83 |
| 1/27 | at Minnesota | L | 67-70 |
| 1/20 | NORTHWESTERN | W | 78-59 |
| 1/23 | at Indiana | L | 55-66 |
| 1/27 | MINNESOTA | W | 83-68 |
| 2/4 | at Michigan State | L | 55-72 |
| 2/7 | at Wisconsin | L | 54-73 |
| 2/10 | ILLINOIS | L | 61-82 |
| 2/14 | OHIO STATE | L | 64-65 |
| 2/17 | at Penn State | L | 71-92 |
| 2/21 | at Iowa | L | 72-78 (ot) |
| 2/24 | at Michigan | W | 78-59 |
| 3/3 | INDIANA | L | 58-74 |
| 3/8 | vs. Minnesota | W | 91-77 |
| 3/9 | vs. Illinois | L | 66-83 |
| 3/14 | ILLINOIS STATE | W | 90-79 |
| 3/20 | AUBURN | W | 79-61 |
| 3/23 | ALABAMA | L | 77-85 (ot) |

Purdue vs. Wisconsin

SERIES NOTES

UW trails the series 57-95 (H: 40-34, A: 15-61, N: 2-0) ... after having lost 40 of the previous 44 meetings with Purdue, Wisconsin has won six of the last nine ... the Badgers have won seven of the last nine contests in Madison ... Wisconsin has not won at Purdue since Jan. 22, 1972, a 27-game losing streak ... UW's 73-54 win last year was its largest over Purdue since 1991.

SERIES FACTS

Longest UW Win Streaks at Madison: 12 (1906-23)
at W. Lafayette: 5 (1913-18)
Overall: 11 (1911-18)


Largest UW Victory Margin
 28 (45-17 in 1911)

Most Points, One Team
 107 (PU 107, UW 80 in 1974)

Longest PU Win Streaks at W. Lafayette: 27 (1973-pres.)
at Madison: 13 (1978-90)
Overall: 26 (1978-90)

Largest PU Victory Margin
 39 (88-49 in 1975)

Most Points, Both Teams
 188 (UW 104, PU 84 in 1968)



| | | | |
|------|-----------|--------|-------------|
| 1906 |Away |W |34-14 |
| 1906 |Home |W |31-15 |
| 1907 |Away |W |33-27 |
| 1907 |Home |W |37-10 |
| 1908 |Away |W |28-24 |
| 1908 |Home |W |34-13 |
| 1909 |Away |L |20-23 |
| 1909 |Home |W |29-6 |
| 1910 |Away |L |17-29 |
| 1910 |Home |W |38-14 |
| 1911 |Away |L |16-34 |
| 1911 |Home |W |45-17 |
| 1913 |Away |W |25-15 |
| 1913 |Home |W |22-19 |
| 1914 |Home |W |25-20+ |
| 1914 |Away |W |27-13 |
| 1915 |Away |W |28-24+ |
| 1915 |Home |W |26-21 |
| 1916 |Away |W |33-17 |
| 1916 |Home |W |35-22 |
| 1918 |Home |W |21-16 |
| 1918 |Away |W |24-18 |
| 1923 |Away |L |13-17 |
| 1923 |Home |W |20-19 |
| 1925 |Home |L |22-30 |
| 1925 |Away |L |26-32 |
| 1926 |Home |L |21-29 |
| 1926 |Away |L |31-32 |
| 1928 |Home |W |28-22 |
| 1928 |Away |L |15-31 |
| 1929 |Away |W |31-26 |
| 1929 |Home |W |27-24 |
| 1931 |Away |L |27-46 |
| 1931 |Home |L |17-24 |
| 1932 |Away |L |22-38 |
| 1932 |Home |L |21-28 |
| 1934 |Home |L |26-27 |
| 1934 |Away |L |25-37 |
| 1935 |Home |L |18-19 |
| 1935 |Away |L |24-43 |
| 1937 |Away |L |30-43 |
| 1937 |Home |W |46-43 |
| 1938 |Away |L |34-40 |
| 1938 |Home |L |39-46 |
| 1939 |Away |L |31-39 |
| 1939 |Home |W |32-30+ |
| 1940 |Away |L |36-49 |

| | | | |
|------|-----------|--------|-------------|
| 1940 |Home |L |45-48+ |
| 1941 |Home |W |48-42+ |
| 1941 |Away |W |43-42 |
| 1942 |Away |L |34-40 |
| 1943 |Away |W |53-45 |
| 1944 |Home |L |50-52+ |
| 1945 |Away |L |34-45 |
| 1945 |Home |W |64-48 |
| 1946 |Home |L |49-53 |
| 1946 |Away |L |46-59 |
| 1947 |Away |W |72-60 |
| 1948 |Home |W |49-44 |
| 1949 |Away |L |48-53 |
| 1950 |Home |W |56-45 |
| 1951 |Away |L |46-62 |
| 1951 |Home |L |61-64 |
| 1952 |Home |L |64-79 |
| 1952 |Away |L |67-78 |
| 1953 |Away |L |59-65 |
| 1953 |Home |W |50-46 |
| 1954 |Home |W |66-57 |
| 1954 |Away |L |66-71 |
| 1955 |Away |L |63-75 |
| 1955 |Home |W |75-73 |
| 1956 |Home |L |66-78 |
| 1957 |Away |L |66-85 |
| 1958 |Away |L |47-62 |
| 1958 |Home |L |76-81 |
| 1959 |Away |L |61-84 |
| 1959 |Home |W |91-86 |
| 1960 |Away |L |69-99 |
| 1960 |Home |W |89-80 |
| 1961 |Away |L |58-69 |
| 1961 |Home |L |81-88 |
| 1962 |Home |W |89-86 |
| 1963 |Away |W |74-66 |
| 1964 |Home |W |81-80 |
| 1964 |Away |L |83-97 |
| 1965 |Home |W |76-66 |
| 1965 |Away |L |74-83 |
| 1966 |Home |W |69-68 |
| 1967 |Away |W |79-76 |
| 1968 |Away |L |79-99 |
| 1968 |Home |W |104-84 |
| 1969 |Home |L |80-86 |
| 1969 |Away |L |69-87 |
| 1970 |Away |L |74-90 |

| | | | |
|------|-----------|--------|-------------|
| 1971 |Home |L |77-81 |
| 1972 |Away |W |84-65 |
| 1972 |Home |W |66-60 |
| 1973 |Away |L |59-66 |
| 1973 |Home |W |71-63 |
| 1974 |Away |L |80-107 |
| 1975 |Away |L |49-88 |
| 1975 |Home |L |64-69 |
| 1976 |Away |L |72-87 |
| 1976 |Home |L |74-85 |
| 1977 |Away |L |71-81 |
| 1977 |Home |W |76-74 |
| 1978 |Home |L |70-79 |
| 1978 |Away |L |78-87 |
| 1979 |Away |L |60-73 |
| 1979 |Home |L |48-54 |
| 1980 |Home |L |60-73+ |
| 1980 |Away |L |61-69 |
| 1981 |Home |L |69-71 |
| 1981 |Away |L |61-72 |
| 1982 |Away |L |67-81 |
| 1982 |Home |L |46-55 |
| 1983 |Home |L |64-80 |
| 1983 |Away |L |64-79 |
| 1984 |Away |L |65-84 |
| 1984 |Home |L |48-61 |
| 1985 |Home |L |68-72 |
| 1985 |Away |L |52-67 |
| 1986 |Away |L |73-100 |
| 1986 |Home |L |78-80 |
| 1987 |Home |L |48-57 |

| | | | |
|------|-----------|--------|-------------|
| 1987 |Away |L |62-70 |
| 1988 |Away |L |62-86 |
| 1988 |Home |L |56-84 |
| 1989 |Home |L |62-68 |
| 1989 |Away |L |60-65 |
| 1990 |Home |L |54-56 |
| 1990 |Away |L |55-62 |
| 1991 |Home |W |66-44 |
| 1991 |Away |L |62-69 |
| 1992 |Home |W |79-69 |
| 1992 |Away |L |51-61 |
| 1993 |Away |L |60-76 |
| 1993 |Home |L |87-90+ |
| 1994 |Home |W |75-69 |
| 1994 |Away |L |64-67 |
| 1995 |Away |L |56-66 |
| 1996 |Home |L |42-75 |
| 1997 |Away |L |52-60 |
| 1997 |Home |W |69-52 |
| 1998 |Away |L |59-82 |
| 1999 |Home |W |61-56 |
| 2000 |Away |L |52-63 |
| 2000 |Home |W |55-45 |
| 2000 |UC |W |78-66 |
| 2000 |Neut |W |64-60 |
| 2001 |Away |L |67-73 |
| 2001 |Home |W |73-54 |

+ - overtime period
 UC - United Center



Purdue's Mackey Arena

Northwestern Wildcats

DATE: JAN. 30 AT N'WESTERN

Time/Site: 7 pm • Welsh-Ryan Arena

DATE: FEB. 9 AT WISCONSIN

Time/Site: 7 pm • Kohl Center

QUICK FACTS


Location: Evanston, Ill.
Founded: 1851
Enrollment: 7,400
Conference: Big Ten
Nickname: Wildcats
Colors: Purple and White
President: Henry S. Bienen
Athletic Director: Rick Taylor
Arena: Welsh-Ryan Arena
Capacity: 8,117
2000-01 Record: 11-19
Big Ten Record/Finish: 3-13/11th
Postseason: None
Lettermen Returning/Lost: 7/3
Starters Returning/Lost: 4/1

COACHING STAFF

Head Coach: Bill Carmody
Alma Mater: Union, 1975
Career Record: 103-44 (5 yrs.)
Record at Northwestern: 11-19 (1 yr.)
Assistant Coach: Paul Lee
Assistant Coach: Craig Robinson
Assistant Coach: Mitch Henderson
Office Phone: (847) 491-7906

SPORTS INFORMATION

Basketball SID: Mike Mahoney
Office Phone: (847) 491-7503
Home Phone: (847) 491-9369
Email: m-mahoney2@northwestern.edu
SID Fax: (847) 491-8818
Press Row Phone: (847) 491-8852
Website: www.nusports.com



Head Coach
Bill Carmody



Senior Forward
Tavaras Hardy



Basketball SID
Mike Mahoney

2001-02 ROSTER

| No. | Name | Pos. | Ht. | Wt. | Yr. | PPG | RPG |
|-----|-----------------|------|------|-----|-----|------|-----|
| 3 | Winston Blake | F | 6-5 | 190 | Jr. | 11.9 | 3.2 |
| 4 | Thomas Soltau | F/C | 6-10 | 220 | Fr. | -- | -- |
| 11 | Vedran Vukusic | F | 6-8 | 215 | Fr. | -- | -- |
| 23 | Drew Long | G | 6-1 | 180 | So. | 0.8 | 0.2 |
| 25 | Jitim Young | G | 6-2 | 185 | So. | 8.8 | 3.8 |
| 30 | Jason Burke | F/G | 6-6 | 190 | Jr. | 3.0 | 1.5 |
| 31 | Davor Duvancic | F | 6-7 | 200 | Fr. | -- | -- |
| 32 | Collier Drayton | G | 6-2 | 185 | Sr. | 5.4 | 3.7 |
| 33 | Tavaras Hardy | F | 6-8 | 225 | Sr. | 10.7 | 5.7 |
| 43 | Patrick Towne | F | 6-5 | 220 | So. | 0.4 | 1.0 |
| 55 | Aaron Jennings | C | 6-11 | 210 | Jr. | 5.4 | 2.4 |

2001-02 SCHEDULE

| | |
|----------|------------------------|
| 11/14-16 | at BCA Classic |
| 11/24 | CHICAGO STATE |
| 11/28 | FLORIDA STATE |
| 12/8 | KANSAS STATE |
| 12/15 | FLORIDA A&M |
| 12/17 | LIBERTY |
| 12/22 | vs. Fordham |
| 12/28-29 | at ASU Holiday Classic |
| 1/2 | INDIANA |
| 1/9 | at Iowa |
| 1/12 | OHIO STATE |
| 1/16 | at Michigan |
| 1/19 | IOWA |
| 1/23 | at Purdue |
| 1/26 | at Buffalo |
| 1/30 | WISCONSIN |
| 2/2 | at Ohio State |
| 2/6 | MICHIGAN STATE |
| 2/9 | at Wisconsin |
| 2/13 | MINNESOTA |
| 2/16 | at Penn State |
| 2/20 | PURDUE |
| 2/23 | ILLINOIS |
| 2/27 | at Minnesota |
| 3/2 | at Indiana |
| 3/7-10 | at Big Ten Tournament |

2000-01 RESULTS

| | | | |
|-------|-------------------|---|-------|
| 11/18 | ARKANSAS-LR | L | 43-53 |
| 11/22 | MD.-E. SHORE | W | 56-33 |
| 11/25 | VERMONT | W | 64-42 |
| 11/28 | at Clemson | L | 44-57 |
| 12/2 | MISS. VALLEY ST. | W | 83-62 |
| 12/10 | at LaSalle | L | 44-62 |
| 12/13 | ST. PETER'S | W | 83-56 |
| 12/16 | at Pepperdine | L | 53-55 |
| 12/20 | vs. Kent State | L | 58-67 |
| 12/21 | vs. Iona | W | 69-67 |
| 12/22 | vs. Evansville | W | 68-52 |
| 12/27 | USC | W | 63-61 |
| 1/3 | at Ohio State | L | 56-73 |
| 1/6 | PURDUE | L | 61-69 |
| 1/10 | at Michigan State | L | 53-84 |
| 1/13 | at Penn State | L | 66-73 |
| 1/17 | ILLINOIS | L | 49-63 |
| 1/20 | at Purdue | L | 59-78 |
| 1/24 | MICHIGAN STATE | L | 58-74 |
| 1/27 | MICHIGAN | L | 65-72 |
| 1/31 | BUFFALO | W | 79-63 |
| 2/3 | at Illinois | L | 59-84 |
| 2/6 | MINNESOTA | L | 59-66 |
| 2/10 | IOWA | W | 69-61 |
| 2/14 | at Indiana | L | 54-78 |
| 2/18 | at Wisconsin | L | 37-59 |
| 2/21 | PENN STATE | W | 62-61 |
| 2/24 | OHIO STATE | L | 57-69 |
| 2/28 | at Michigan | W | 75-70 |
| 3/8 | vs. Iowa | L | 55-72 |

Northwestern vs. Wisconsin

SERIES NOTES

Wisconsin leads the series 95-57 (H: 55-20, A: 33-34; N: 7-3) ... Northwestern is the only team from the original Big Ten against whom the Badgers have a winning record ... the Badgers have won eight of the last nine meetings, holding the Wildcats to an average of 43.9 points in those games ... the two teams played just once last year for the first time since 1973.

SERIES FACTS

Longest UW Win Streaks at Madison: 11 (1983-93)
at Evanston: 6 (1910-17, 1947-53 & 1984-89)
Overall: 13 (1957-54)

Largest UW Victory Margin
 46 (55-9 in 1910)

Most Points, One Team
 110 (UW 110, NU 94 in 1967)

Longest NU Win Streaks at Evanston: 7 (1930-39)
at Madison: 3 (1936-40)
Overall: 7 (1935-40)

Largest NU Victory Margin
 23 (49-26 in 1936)

Most Points, Both Teams
 204 (UW 110, NU 94 in 1967)



| | | | |
|------|-----------|--------|-------------|
| 1910 |Home |W |55-9 |
| 1910 |Away |W |39-11 |
| 1911 |Away |W |29-9 |
| 1911 |Home |W |23-11 |
| 1912 |Away |W |32-19 |
| 1912 |Home |W |46-11 |
| 1914 |Home |W |38-9 |
| 1914 |Away |W |33-26 |
| 1916 |Home |W |22-18 |
| 1916 |Away |W |24-21 |
| 1917 |Away |W |29-21+ |
| 1917 |Home |W |23-21 |
| 1918 |Away |L |17-33 |
| 1918 |Home |W |26-18 |
| 1919 |Home |L |15-20 |
| 1919 |Away |L |23-32 |
| 1921 |Away |L |12-13 |
| 1921 |Home |W |22-10 |
| 1922 |Away |W |21-9 |
| 1922 |Home |W |23-11 |
| 1923 |Away |W |21-10 |
| 1923 |Home |W |29-17 |
| 1924 |Away |W |25-10 |
| 1924 |Home |W |23-14 |
| 1926 |Home |W |35-27 |
| 1926 |Away |L |26-36 |
| 1927 |Away |W |28-18 |
| 1927 |Home |W |25-24 |
| 1929 |Home |W |37-23 |
| 1929 |Away |W |31-25 |
| 1930 |Away |L |14-23 |
| 1930 |Home |W |29-22 |
| 1932 |Away |L |30-31+ |
| 1932 |Home |L |24-28 |
| 1933 |Away |L |22-40 |
| 1933 |Home |L |28-30 |
| 1935 |Home |W |16-9 |
| 1935 |Away |L |31-36 |
| 1936 |Home |L |28-33 |
| 1936 |Away |L |26-49 |
| 1938 |Away |L |38-47 |
| 1938 |Home |L |23-27 |
| 1939 |Away |L |27-37 |
| 1940 |Home |L |44-47 |
| 1941 |Away |W |48-46+ |
| 1942 |CS |W |49-46 |
| 1942 |Home |W |59-47 |

| | | | |
|------|-----------|--------|-------------|
| 1943 |CS |W |67-65 |
| 1943 |Home |L |54-56 |
| 1944 |CS |L |38-60 |
| 1944 |Home |W |50-47+ |
| 1945 |Home |L |37-52 |
| 1945 |CS |W |44-43 |
| 1946 |CS |L |34-56 |
| 1946 |Home |L |58-63 |
| 1947 |Home |W |45-44 |
| 1947 |CS |W |54-42 |
| 1948 |CS |W |68-62 |
| 1948 |Home |W |59-54 |
| 1949 |CS |W |56-52 |
| 1949 |Home |W |57-46 |
| 1950 |CS |W |66-59 |
| 1950 |Home |W |67-53 |
| 1951 |Home |W |68-56 |
| 1952 |Away |W |74-58 |
| 1953 |Away |W |78-56 |
| 1953 |Home |W |74-58 |
| 1954 |Home |W |64-47 |
| 1955 |Away |L |72-80 |
| 1956 |Away |W |79-55 |
| 1956 |Home |W |76-70 |
| 1957 |Away |L |54-75 |
| 1957 |Home |W |82-69 |
| 1958 |Away |L |65-82 |
| 1959 |Home |L |82-86 |
| 1960 |Home |L |69-77 |
| 1960 |Away |L |59-73 |
| 1961 |Away |L |52-54 |
| 1961 |Home |W |75-61 |
| 1962 |Away |W |65-64 |
| 1963 |Home |W |78-65 |
| 1964 |Away |L |63-76 |
| 1964 |Away |L |64-72 |
| 1965 |Home |W |93-87+ |
| 1965 |Away |W |88-76 |
| 1966 |Away |L |65-76 |
| 1966 |Home |W |90-62 |
| 1967 |Home |W |110-94 |
| 1967 |Away |L |82-91 |
| 1968 |Away |L |75-77 |
| 1969 |Home |L |70-72 |
| 1970 |Away |L |75-82 |
| 1970 |Home |L |82-87 |
| 1971 |Home |W |87-72 |

| | | | |
|------|-----------|--------|-------------|
| 1972 |Away |L |91-101 |
| 1972 |Home |L |82-90 |
| 1973 |Away |L |73-74 |
| 1974 |Home |W |87-53 |
| 1974 |Away |W |77-62 |
| 1975 |Away |L |66-69 |
| 1975 |Home |W |94-70 |
| 1976 |Away |L |60-62 |
| 1976 |Home |L |77-90 |
| 1977 |Home |W |61-60 |
| 1977 |Away |L |88-98 |
| 1978 |Home |L |85-93 |
| 1978 |Away |W |81-80 |
| 1979 |Home |W |95-82 |
| 1979 |Away |W |72-70 |
| 1980 |Home |W |75-66 |
| 1980 |Away |L |50-53 |
| 1981 |Away |L |48-50 |
| 1981 |Home |W |60-57 |
| 1982 |Home |L |55-61 |
| 1982 |Away |W |61-60 |
| 1983 |Home |W |49-45 |
| 1983 |DP |L |57-64 |
| 1984 |Away |W |61-60+ |
| 1984 |Home |W |54-47 |
| 1985 |Away |W |52-51 |
| 1985 |Home |W |61-53 |
| 1986 |Home |W |57-52 |
| 1986 |Away |W |70-68 |
| 1987 |Away |W |62-57 |
| 1987 |Home |W |76-59 |
| 1988 |Home |W |80-59 |

| | | | |
|------|-----------|--------|-------------|
| 1988 |Away |W |74-69 |
| 1989 |Away |W |59-58 |
| 1989 |Home |W |72-60 |
| 1990 |Away |L |85-87 |
| 1990 |Home |W |65-50 |
| 1991 |Away |W |74-57 |
| 1991 |Home |W |79-76 |
| 1992 |Home |W |69-67 |
| 1992 |Away |L |65-76 |
| 1993 |Home |W |101-87 |
| 1993 |Away |L |89-100 |
| 1994 |Home |L |71-75 |
| 1994 |Away |L |54-66 |
| 1995 |Home |W |97-73 |
| 1995 |Away |W |70-56 |
| 1996 |Away |L |52-62 |
| 1996 |Home |L |71-82 |
| 1997 |Home |W |65-53 |
| 1997 |Away |W |56-44 |
| 1998 |Home |W |56-33 |
| 1998 |Away |L |39-47 |
| 1999 |Away |W |57-49 |
| 1999 |Home |W |57-45 |
| 2000 |Away |W |62-46 |
| 2000 |UC |W |51-41 |
| 2001 |Home |W |59-37 |

+ - overtime period
 CS - Chicago Stadium
 DP - DePaul's Alumni Hall
 UC - United Center



Northwestern's Welsh-Ryan Arena

Michigan Wolverines

DATE: FEB. 2 AT MICHIGAN

Time/Site: 7 pm • Crisler Arena

DATE: FEB. 27 AT WISCONSIN

Time/Site: 7 pm • Kohl Center

QUICK FACTS

Location: Ann Arbor, Mich.

Founded: 1817

Enrollment: 38,103

Conference: Big Ten

Nickname: Wolverines

Colors: Maize and Blue

President: Lee C. Bollinger

Athletic Director: William C. Martin

Arena: Crisler Arena

Capacity: 13,562

2000-01 Record: 10-18

Big Ten Record/Finish: 4-14/10th

Postseason: None

Lettermen Returning/Lost: 12/2

Starters Returning/Lost: 4/1

COACHING STAFF

Head Coach: Tommy Amaker

Alma Mater: Duke, 1987

Career Record: 32-36 (4 yrs.)

Record at Michigan: First year

Assistant Coach: Charles E. Ramsey

Assistant Coach: Chuck Swenson

Assistant Coach: Billy Schmidt

Office Phone: (734) 763-5504

SPORTS INFORMATION

Basketball SID: Tom Wywrot

Office Phone: (734) 647-1268


Home Phone: (734) 528-0244

Email: twywrot@umich.edu


SID Fax: (734) 647-1188

Press Row Phone: (734) 998-7188

Website: www.MgoBlue.com



Head Coach
Tommy Amaker



Junior Forward
LaVell Blanchard



Basketball SID
Tom Wywrot

2001-02 ROSTER

| No. | Name | Pos. | Ht. | Wt. | Yr. | PPG | RPG |
|-----|----------------------|------|------|-----|-----|------|-----|
| 0 | Leon Jones | G | 6-4 | 195 | Sr. | 2.7 | 1.5 |
| 1 | Avery Queen | G | 5-7 | 150 | So. | 5.8 | 2.3 |
| 3 | Marcus Bennett | G | 6-2 | 185 | Fr. | --- | --- |
| 4 | Colin Dill | F | 6-7 | 225 | So. | 1.1 | 0.4 |
| 10 | Herb Gibson | F | 6-5 | 205 | Sr. | 0.7 | 0.4 |
| 11 | Dommanic Ingerson | G/F | 6-4 | 185 | Fr. | --- | --- |
| 12 | Mike Gotfredson | G | 5-11 | 175 | Sr. | 0.2 | 0.6 |
| 20 | Ron Garber | F | 6-8 | 205 | Sr. | 0.0 | 0.4 |
| 21 | Bernard Robinson Jr. | G | 6-6 | 185 | So. | 14.4 | 4.9 |
| 23 | Gavin Groninger | G | 6-5 | 190 | Jr. | 5.6 | 1.6 |
| 30 | LaVell Blanchard | F | 6-7 | 205 | Jr. | 17.8 | 8.4 |
| 32 | Chuck Bailey | F | 6-7 | 195 | Fr. | --- | --- |
| 34 | Josh Moore | C | 7-2 | 305 | So. | 4.4 | 2.7 |
| 45 | Chris Young | F/C | 6-9 | 220 | Sr. | 8.6 | 4.9 |
| 52 | Rotolu Adebityi | F | 6-5 | 210 | Sr. | 0.3 | 0.4 |

2001-02 SCHEDULE

| | |
|----------|-----------------------|
| 11/16 | OAKLAND |
| 11/20 | FAIRFIELD |
| 11/23 | at Western Michigan |
| 11/28 | at Bowling Green |
| 12/1 | BOSTON COLLEGE |
| 12/4 | IUPUI-FORT WAYNE |
| 12/8 | DUKE |
| 12/22 | EASTERN MICHIGAN |
| 12/29 | vs. San Francisco |
| 1/2 | at Penn State |
| 1/5 | PURDUE |
| 1/09 | at Minnesota |
| 1/12 | at Illinois |
| 1/16 | Northwestern |
| 1/19 | Minnesota |
| 1/24 | at Ohio State |
| 1/26 | Vermont |
| 1/30 | at Michigan State |
| 2/2 | Wisconsin |
| 2/7 | Illinois |
| 2/9 | Penn State |
| 2/11 | at Colorado State |
| 2/13 | at Purdue |
| 2/17 | Indiana |
| 2/23 | at Iowa |
| 2/27 | at Wisconsin |
| 3/2 or 3 | Ohio State |
| 3/7-10 | at Big Ten Tournament |

2000-01 RESULTS

| | | | |
|-------|-------------------|---|--------|
| 11/17 | at Oakland | L | 90-97 |
| 11/21 | W. MICHIGAN | W | 92-78 |
| 11/25 | WAGNER | W | 98-83 |
| 11/28 | WAKE FOREST | L | 60-71 |
| 12/02 | vs. Maryland | L | 51-82 |
| 12/03 | vs. St. John's | L | 83-97 |
| 12/09 | at Duke | L | 61-104 |
| 12/13 | BOWLING GREEN | W | 89-71 |
| 12/23 | MORRIS BROWN | W | 95-81 |
| 12/27 | TOWSON | W | 73-71 |
| 12/30 | E. MICHIGAN | W | 90-73 |
| 01/03 | at Purdue | L | 60-80 |
| 01/09 | INDIANA | W | 70-64 |
| 01/13 | at Illinois | L | 51-80 |
| 01/18 | at Ohio State | L | 61-78 |
| 01/20 | at Iowa | W | 70-69 |
| 01/25 | ILLINOIS | L | 51-55 |
| 01/27 | at Northwestern | W | 72-65 |
| 01/30 | MICHIGAN STATE | L | 64-91 |
| 02/03 | WISCONSIN | L | 41-60 |
| 02/07 | at Penn State | L | 66-77 |
| 02/11 | at Indiana | L | 59-72 |
| 02/14 | IOWA | W | 95-85 |
| 02/17 | MINNESOTA | L | 75-93 |
| 02/24 | PURDUE | L | 59-78 |
| 02/28 | NORTHWESTERN | L | 70-75 |
| 03/03 | at Michigan State | L | 57-78 |
| 03/08 | vs. Penn State | L | 80-82 |

Michigan vs. Wisconsin

SERIES NOTES

UW trails the series 52-82 (H: 36-32, A: 15-49, N: 1-1) ... the Badgers' 60-41 victory last year was their first in Ann Arbor since 1982, breaking Michigan's 16-game home winning streak in the series ... Wisconsin hadn't won back-to-back home and away games since sweeping the season series in 1979 ... the UW's last two victories have been by an average of 17.5 points.

SERIES FACTS

Longest UW Win Streaks at Madison: 6 (1952-57)
at Ann Arbor: 2 (1934-35, 1939-41 & 1943-45)
Overall: 4 (1934-35, 1943-45 & 1952-54)

Largest UW Victory Margin
 27 (40-13 in 1920)

Most Points, One Team
 120 (UM 120, UW 102 in 1966)

Longest UM Win Streaks at Ann Arbor: 16 (1983-99)
at Madison: 4 (1962-66 & 1985-88)
Overall: 9 (1984-88)

Largest UM Victory Margin
 44 (103-59 in 1964)

Most Points, Both Teams
 222 (UM 120, UW 102 in 1966)




| | | | |
|------|-----------|--------|-------------|
| 1920 |Home |W |40-13 |
| 1920 |Away |L |20-23 |
| 1921 |Home |W |27-24 |
| 1921 |Away |W |25-17 |
| 1922 |Home |W |18-16+ |
| 1922 |Away |L |17-18 |
| 1923 |Away |W |18-15 |
| 1923 |Home |W |16-11 |
| 1925 |Away |L |12-14 |
| 1925 |Home |L |16-27 |
| 1926 |Away |L |13-22 |
| 1926 |Home |L |23-24+ |
| 1928 |Home |W |26-22 |
| 1928 |Away |L |19-42 |
| 1929 |Home |L |23-31 |
| 1929 |Away |L |22-37 |
| 1931 |Away |L |17-23 |
| 1931 |Home |L |15-26 |
| 1932 |Home |L |18-24 |
| 1932 |Away |L |13-33 |
| 1934 |Home |W |34-23 |
| 1934 |Away |W |32-26 |
| 1935 |Away |W |34-20 |
| 1935 |Home |W |33-19 |
| 1937 |Away |L |31-43 |
| 1937 |Home |L |27-41 |
| 1938 |Away |W |39-30 |
| 1938 |Away |L |29-58 |
| 1939 |Away |W |42-39 |
| 1940 |Home |L |39-44 |
| 1941 |Away |W |40-30 |
| 1942 |Home |W |58-36 |
| 1943 |Away |L |34-38 |
| 1943 |Away |W |55-34 |
| 1944 |Home |W |50-41 |
| 1944 |Home |W |42-31 |
| 1945 |Away |W |55-44 |
| 1945 |Home |L |39-50 |
| 1946 |Home |W |58-57 |
| 1946 |Away |L |56-66 |
| 1947 |Away |W |52-51 |
| 1948 |Home |L |39-43 |
| 1949 |Away |L |38-40 |
| 1950 |Home |W |53-41 |

| | | | |
|------|--------------|--------|--------------|
| 1951 |Away |W |61-52 |
| 1951 |Home |L |50-52 |
| 1952 |Away |L |55-56 |
| 1952 |Home |W |69-53 |
| 1953 |Home |W |75-63 |
| 1953 |Home |W |74-52 |
| 1954 |Home |W |77-56 |
| 1955 |Away |L |63-90 |
| 1956 |Home |W |69-58 |
| 1956 |Away |L |68-78 |
| 1957 |Away |L |62-71 |
| 1957 |Home |W |70-65 |
| 1958 |Away |L |49-70 |
| 1958 |Home |L |65-72 |
| 1959 |Home |L |74-84 |
| 1959 |Away |L |63-87 |
| 1960 |Away |W |88-82+ |
| 1961 |Home |W |76-68 |
| 1962 |Home |L |74-81 |
| 1962 |Away |L |65-84 |
| 1963 |Away |W |81-78 |
| 1963 |Home |L |80-82 |
| 1964 |Home |L |59-103 |
| 1965 |Away |L |75-98 |
| 1966 |Home |L |67-69 |
| 1966 |Away |L |102-120 |
| 1967 |LA |L |88-98 |
| 1967 |Home |W |98-90 |
| 1967 |Detroit |W |80-79 |
| 1968 |Home |W |77-75 |
| 1969 |Away |L |79-84 |
| 1970 |Home |W |84-74 |
| 1970 |Away |W |90-86 |
| 1971 |Home |L |89-90 |
| 1971 |Away |L |73-93 |
| 1972 |Away |L |70-93 |
| 1973 |Home |W |94-79 |
| 1974 |Away |L |75-83 |
| 1974 |Home |L |74-78 |
| 1975 |Away |L |73-75+ |
| 1975 |Home |W |70-68 |
| 1976 |Home |L |81-106 |
| 1976 |Away |L |86-107 |
| 1977 |Away |L |63-66 |

| | | | |
|------|-----------|--------|-------------|
| 1977 |Home |L |64-69 |
| 1978 |Away |L |64-83 |
| 1978 |Home |L |66-68 |
| 1979 |Home |W |77-66 |
| 1979 |Away |W |66-65 |
| 1980 |Home |L |69-73+ |
| 1980 |Away |L |59-68 |
| 1981 |Home |L |67-74 |
| 1981 |Away |L |64-71 |
| 1982 |Away |W |65-63 |
| 1982 |Home |L |84-91 |
| 1983 |Away |L |57-62 |
| 1983 |Home |W |82-70 |
| 1984 |Home |W |71-64 |
| 1984 |Away |L |75-84 |
| 1985 |Home |L |81-94 |
| 1985 |Away |L |68-88 |
| 1986 |Away |L |64-91 |
| 1986 |Home |L |74-97 |
| 1987 |Home |L |78-84 |
| 1987 |Away |L |64-77 |
| 1988 |Away |L |54-65 |
| 1988 |Home |L |67-80 |
| 1989 |Home |W |71-68 |
| 1989 |Away |L |70-92 |

| | | | |
|------|-----------|--------|-------------|
| 1990 |Home |L |63-77 |
| 1990 |Away |L |64-94 |
| 1991 |Home |L |68-69+ |
| 1991 |Away |L |62-65 |
| 1992 |Away |L |83-98 |
| 1992 |Home |W |96-78 |
| 1993 |Home |L |73-98 |
| 1993 |Away |L |66-85 |
| 1994 |Away |L |75-79 |
| 1994 |Home |W |71-58 |
| 1995 |Away |L |58-62 |
| 1995 |Home |W |70-65 |
| 1996 |Home |W |51-46 |
| 1996 |Away |L |51-65 |
| 1997 |Home |W |58-53 |
| 1998 |Home |L |63-76 |
| 1998 |Away |L |70-76 |
| 1999 |Away |L |55-59 |
| 1999 |Home |L |39-51 |
| 2000 |Home |W |75-59 |
| 2001 |Away |W |60-41 |

+ - overtime period
 LA - Los Angeles



Michigan's Crisler Arena

Ohio State Buckeyes

DATE: FEB. 6 AT WISCONSIN

Time/Site: 7 pm • Kohl Center

QUICK FACTS


Location: Columbus, Ohio
Founded: 1870
Enrollment: 55,043
Conference: Big Ten
Nickname: Buckeyes
Colors: Scarlet and Gray
President: William E. Kirwan
Athletic Director: Andy Geiger
Arena: Value City Arena
Capacity: 19,200
2000-2001 Record: 20-11
Big Ten Record/Finish: 11-5/3rd
Postseason: NCAA Tournament (1st Round)
Lettermen Returning/Lost: 11/3
Starters Returning/Lost: 4/1

COACHING STAFF


Head Coach: Jim O'Brien
Alma Mater: Boston College, 1971
Career Record: 313-266 (19 yrs.)
Record at Ohio State: 78-49 (4 yrs.)
Assistant Coach: Bruce Parkhill
Assistant Coach: Paul Biancardi
Assistant Coach: Dave Spiller
Office Phone: (614) 292-0505

SPORTS INFORMATION

Basketball SID: Dan Wallenberg
Office Phone: (614) 292-4095
Home Phone: (614) 276-4792
Email: wallenberg.1@osu.edu
SID Fax: (614) 292-8547
Press Row Phone: (614) 688-5330
Website: www.ohiostatebuckeyes.com



Head Coach
Jim O'Brien



Senior Guard
Brian Brown



Basketball SID
Dan Wallenberg

2001-02 ROSTER

| No. | Name | Pos. | Ht. | Wt. | Yr. | PPG | RPG |
|-----|-----------------------|------|------|-----|-----|------|-----|
| 2 | Brandon Fuss-Cheatham | G | 6-1 | 190 | Fr. | --- | --- |
| 3 | Sean Connolly | G | 6-5 | 210 | Jr. | 7.6 | 3.0 |
| 4 | Brent Darby | G | 6-1 | 195 | Jr. | 9.6 | 2.5 |
| 10 | Doylan Robinson | G | 6-4 | 210 | Sr. | 1.1 | 1.1 |
| 13 | Brian Brown | G | 6-4 | 200 | Sr. | 14.5 | 4.4 |
| 14 | Velimir Radinovic | C | 7-0 | 230 | So. | 2.6 | 1.4 |
| 21 | Boban Savovic | G | 6-5 | 240 | Sr. | 8.9 | 3.8 |
| 23 | Ryan Heflin | G | 5-10 | 180 | Jr. | 0.6 | 0.3 |
| 24 | Shaun Smith | G | 5-10 | 170 | Jr. | 0.6 | 0.6 |
| 32 | Clark Williams | G | 6-6 | 195 | Fr. | --- | --- |
| 33 | Zach Williams | F | 6-7 | 230 | So. | 6.6 | 3.8 |
| 34 | Terence Dials | F/C | 6-9 | 240 | Fr. | --- | --- |
| 40 | Matt Sylvester | F | 6-7 | 200 | Fr. | --- | --- |
| 43 | Will Dudley | F | 6-8 | 230 | Sr. | 4.9 | 2.1 |
| 44 | Tim Martin | F | 6-6 | 240 | Sr. | 2.6 | 3.0 |
| 54 | Matt Marinchick | C | 6-10 | 240 | Fr. | --- | --- |

2001-02 SCHEDULE

| | |
|----------|-----------------------|
| 11/18 | WINTHROP |
| 11/20 | ALBANY |
| 11/27 | N. CAROLINA ST. |
| 12/2 | UNC-WILMINGTON |
| 12/9 | IUPUI |
| 12/12 | SANTA CLARA |
| 12/15 | at Louisville |
| 12/19 | PITTSBURGH |
| 12/22 | E. ILLINOIS |
| 12/29 | UNC-GREENSBORO |
| 1/2 | at Purdue |
| 1/5 | IOWA |
| 1/9 | at Massachusetts |
| 1/12 | at Northwestern |
| 1/16 | PENN STATE |
| 1/19 | INDIANA |
| 1/24 | MICHIGAN |
| 1/26 | at Minnesota |
| 1/29 | ILLINOIS |
| 2/2 | NORTHWESTERN |
| 2/6 | at Wisconsin |
| 2/10 | at Michigan State |
| 2/16 | at Iowa |
| 2/20 | at Indiana |
| 2/23 | PURDUE |
| 2/26 | MICHIGAN STATE |
| 3/2 or 3 | at Michigan |
| 3/7-10 | at Big Ten Tournament |

2000-01 RESULTS

| | | | |
|-------|-------------------|---|-------|
| 11/17 | YALE | W | 65-45 |
| 11/23 | vs. Florida State | W | 90-65 |
| 11/24 | vs. Syracuse | L | 66-77 |
| 11/23 | vs. Valpariso | L | 64-67 |
| 12/2 | E. KENTUCKY | W | 90-44 |
| 12/7 | DENVER | W | 83-46 |
| 12/10 | MASSACHUSETTS | W | 54-51 |
| 12/13 | ST. JOHN'S | W | 71-58 |
| 12/16 | MOREHEAD ST. | W | 93-62 |
| 12/20 | ROBERT MORRIS | W | 88-46 |
| 12/23 | KANSAS | L | 68-69 |
| 12/30 | COPPIN STATE | W | 80-42 |
| 1/3 | NORTHWESTERN | W | 73-56 |
| 1/6 | at Illinois | L | 68-83 |
| 1/10 | PENN STATE | L | 75-78 |
| 1/13 | MINNESOTA | W | 75-72 |
| 1/18 | MICHIGAN | W | 78-61 |
| 1/21 | at Michigan State | L | 56-71 |
| 1/24 | at Wisconsin | L | 42-57 |
| 1/27 | MICHIGAN STATE | W | 64-55 |
| 1/31 | INDIANA | L | 67-70 |
| 2/3 | at Minnesota | W | 73-66 |
| 2/7 | at Iowa | W | 69-68 |
| 2/10 | WISCONSIN | W | 63-58 |
| 2/14 | at Purdue | W | 65-64 |
| 2/17 | at Alabama | L | 67-85 |
| 2/22 | ILLINOIS | W | 63-61 |
| 2/24 | at Northwestern | W | 69-57 |
| 3/3 | at Penn State | W | 93-87 |
| 3/9 | vs. Iowa | L | 66-75 |
| 3/15 | vs. Utah State | L | 68-77 |

Ohio State vs. Wisconsin

SERIES NOTES

Wisconsin trails the series 54-79 (H: 37-30, A: 17-49, N: 0-0) ... the Badgers' 57-42 win at home broke OSU's five-game series winning streak ... the Buckeyes have won six of the last seven meetings ... the two teams meet just once this season, the first time since 1997 ... in the last five games between the two teams, neither club has scored more than 63 points.

SERIES FACTS

Longest UW Win Streaks
at Madison: 6 (1913-24)
at Columbus: 5 (1913-21)
Overall: 10 (1913-21)

Largest UW Victory Margin
 25 (40-15 in 1917)

Most Points, One Team
 106 (OSU 106, UW 69 in 1960)

Longest OSU Win Streaks
at Columbus: 14 (1956-72 & 1981-94)
at Madison: 3 (1945-49, 1964-67, 1982-84, 1990-92 & 1998-2000)
Overall: 8 (1963-68)

Largest OSU Victory Margin
 37 (106-69 in 1960)

Most Points, Both Teams
 198 (OSU 100, UW 98 in 1956)



| | | |
|------|---------------------|--------|
| 1905 |Away.....L..... | 22-25 |
| 1913 |Home.....W..... | 22-11 |
| 1913 |Away.....W..... | 27-22 |
| 1915 |Away.....W..... | 26-17 |
| 1915 |Home.....W..... | 23-12 |
| 1917 |Away.....W..... | 30-22 |
| 1917 |Home.....W..... | 40-15 |
| 1920 |Home.....W..... | 31-27 |
| 1920 |Away.....W..... | 34-22 |
| 1921 |Away.....W..... | 40-21 |
| 1921 |Home.....W..... | 34-24 |
| 1924 |Away.....L..... | 13-27 |
| 1924 |Home.....W..... | 30-20 |
| 1925 |Home.....L..... | 20-27 |
| 1925 |Away.....L..... | 23-37 |
| 1927 |Home.....W..... | 25-16 |
| 1927 |Away.....L..... | 16-20 |
| 1928 |Away.....W..... | 30-13 |
| 1928 |Home.....W..... | 21-18 |
| 1930 |Away.....W..... | 32-25 |
| 1930 |Home.....W..... | 32-23 |
| 1931 |Away.....L..... | 19-29 |
| 1931 |Home.....W..... | 28-24 |
| 1933 |Home.....L..... | 30-31 |
| 1933 |Away.....L..... | 20-37 |
| 1934 |Home.....W..... | 42-23 |
| 1934 |Away.....W..... | 44-38 |
| 1936 |Away.....L..... | 23-44 |
| 1936 |Home.....W..... | 34-25 |
| 1937 |Home.....L..... | 22-28 |
| 1937 |Home.....W..... | 35-33+ |
| 1939 |Home.....L..... | 38-46 |
| 1940 |Away.....L..... | 35-41 |
| 1941 |Home.....W..... | 46-31 |
| 1942 |Home.....W..... | 49-39 |
| 1942 |Away.....W..... | 44-39 |
| 1945 |Away.....L..... | 36-40 |
| 1945 |Home.....L..... | 34-63 |
| 1947 |Home.....L..... | 56-57 |
| 1948 |Away.....L..... | 47-53 |
| 1949 |Home.....L..... | 54-57 |
| 1950 |Away.....L..... | 47-61 |
| 1951 |Away.....W..... | 74-67 |
| 1951 |Home.....W..... | 56-51 |

| | | |
|------|---------------------|----------|
| 1952 |Home.....W..... | 58-51 |
| 1952 |Away.....L..... | 56-69 |
| 1953 |Home.....W..... | 64-51 |
| 1953 |Away.....W..... | 69-63 |
| 1954 |Away.....W..... | 79-73 |
| 1955 |Home.....W..... | 86-63 |
| 1956 |Away.....L..... | 98-100++ |
| 1956 |Home.....L..... | 71-79 |
| 1957 |Home.....L..... | 64-67 |
| 1957 |Away.....L..... | 50-63 |
| 1958 |Home.....W..... | 67-64 |
| 1959 |Away.....L..... | 72-78 |
| 1960 |Home.....L..... | 69-106 |
| 1960 |Away.....L..... | 68-93 |
| 1961 |Home.....L..... | 68-100 |
| 1961 |Away.....L..... | 74-97 |
| 1962 |Home.....W..... | 86-67 |
| 1963 |Away.....L..... | 70-94 |
| 1964 |Home.....L..... | 85-101 |
| 1964 |Away.....L..... | 74-92 |
| 1965 |Away.....L..... | 86-98 |
| 1965 |Home.....L..... | 71-73 |
| 1966 |Away.....L..... | 81-87+ |
| 1967 |Home.....L..... | 84-90+ |
| 1968 |Away.....L..... | 64-86 |
| 1968 |Home.....W..... | 86-78 |
| 1969 |Away.....L..... | 69-84 |
| 1969 |Home.....W..... | 77-73 |
| 1970 |Home.....L..... | 86-98 |
| 1970 |Away.....L..... | 87-96 |
| 1971 |Away.....L..... | 69-83 |
| 1971 |Home.....L..... | 71-79 |
| 1972 |Away.....L..... | 69-79 |
| 1973 |Home.....W..... | 84-76 |
| 1974 |Home.....W..... | 69-64 |
| 1974 |Away.....W..... | 68-56 |
| 1975 |Home.....L..... | 67-69 |
| 1975 |Away.....L..... | 70-76 |
| 1976 |Home.....W..... | 82-81+ |
| 1976 |Away.....W..... | 91-79 |
| 1977 |Home.....L..... | 58-60 |
| 1977 |Away.....L..... | 80-82+ |
| 1978 |Away.....L..... | 61-77 |
| 1978 |Home.....L..... | 78-83 |

| | | |
|------|---------------------|-------|
| 1979 |Away.....L..... | 71-82 |
| 1979 |Home.....W..... | 76-73 |
| 1980 |Away.....W..... | 72-71 |
| 1980 |Home.....W..... | 70-67 |
| 1981 |Away.....L..... | 67-71 |
| 1981 |Home.....W..... | 77-63 |
| 1982 |Away.....L..... | 59-67 |
| 1982 |Home.....L..... | 75-77 |
| 1983 |Away.....L..... | 69-82 |
| 1983 |Home.....L..... | 65-68 |
| 1984 |Home.....L..... | 74-85 |
| 1984 |Away.....L..... | 65-71 |
| 1985 |Away.....L..... | 88-99 |
| 1985 |Home.....W..... | 92-78 |
| 1986 |Home.....L..... | 61-78 |
| 1986 |Away.....L..... | 71-73 |
| 1987 |Away.....L..... | 66-81 |
| 1987 |Home.....L..... | 69-83 |
| 1988 |Home.....W..... | 64-63 |
| 1988 |Away.....L..... | 53-78 |
| 1989 |Away.....L..... | 70-73 |
| 1989 |Home.....W..... | 77-65 |
| 1990 |Away.....L..... | 53-68 |
| 1990 |Home.....L..... | 58-68 |

| | | |
|------|---------------------|--------|
| 1991 |Away.....L..... | 60-92 |
| 1991 |Home.....L..... | 71-73 |
| 1992 |Away.....L..... | 72-86 |
| 1992 |Home.....L..... | 63-67 |
| 1993 |Home.....W..... | 76-67 |
| 1993 |Away.....L..... | 70-80 |
| 1994 |Home.....W..... | 69-55 |
| 1994 |Away.....L..... | 57-73 |
| 1995 |Away.....W..... | 81-59 |
| 1995 |Home.....W..... | 80-69 |
| 1996 |Away.....L..... | 55-63 |
| 1996 |Home.....W..... | 62-56 |
| 1997 |Away.....L..... | 42-60 |
| 1998 |Away.....W..... | 64-59 |
| 1998 |Home.....L..... | 56-61 |
| 1999 |Home.....L..... | 74-78+ |
| 1999 |Away.....L..... | 54-63 |
| 2000 |Home.....L..... | 51-53 |
| 2000 |Away.....L..... | 48-51 |
| 2001 |Home.....W..... | 57-42 |
| 2001 |Away.....L..... | 58-63 |

+ - overtime period



Ohio State's Value City Arena

Indiana Hoosiers

DATE: FEB. 13 AT INDIANA
Time/Site: 7 pm • Assembly Hall

QUICK FACTS


Location: Bloomington, Ind.
Founded: 1820
Enrollment: 36,000
Conference: Big Ten
Nickname: Hoosiers
Colors: Cream and Crimson
President: Myles Brand
Athletic Director: Michael McNeely
Arena: Assembly Hall
Capacity: 17,484
2000-2001 Record: 21-13
Big Ten Record/Finish: 10-6/4th
Postseason: NCAA Tournament (1st Round)
Lettermen Returning/Lost: 9/2
Starters Returning/Lost: 4/1

COACHING STAFF


Head Coach: Mike Davis
Alma Mater: Alabama, 1979-83; Thomas Edison, 1995
Career Record: 21-13 (1 yr.)
Record at Indiana: 21-13 (1 yr.)
Assistant Coach: John Treloar
Assistant Coach: Jim Thomas
Assistant Coach: Ben McDonald
Office Phone: (812) 855-2238

SPORTS INFORMATION

Basketball SID: Jeff Fanter
Office Phone: (812) 855-9399
Home Phone: (812)-333-1282
Email: jfanter@indiana.edu
SID Fax: (812) 855-9401
Press Row Phone: (812) 855-2754
Web Site: www.athletics.indiana.edu



Head Coach
Mike Davis



Sophomore Forward
Jared Jeffries



Basketball SID
Jeff Fanter

2001-02 ROSTER

| No. | Name | Pos. | Ht. | Wt. | Yr. | PPG | RPG |
|-----|----------------|------|------|-----|-----|------|-----|
| 1 | Jared Jeffries | F | 6-10 | 215 | So. | 13.8 | 6.9 |
| 2 | A.J. Moye | G | 6-3 | 215 | So. | 3.3 | 2.4 |
| 3 | Tom Coverdale | G | 6-2 | 200 | Jr. | 10.7 | 3.4 |
| 5 | George Leach | C | 6-11 | 220 | So. | 1.8 | 1.5 |
| 11 | Dane Fife | G | 6-4 | 200 | Sr. | 5.1 | 1.8 |
| 12 | Donald Perry | G | 6-2 | 170 | Fr. | --- | --- |
| 15 | Scott May | G | 6-0 | 165 | Fr. | --- | --- |
| 21 | Mark Johnson | G | 6-2 | 170 | Fr. | --- | --- |
| 23 | Sean Kline | F | 6-8 | 210 | Fr. | --- | --- |
| 32 | Kyle Hornsby | G | 6-5 | 205 | Jr. | 6.9 | 2.0 |
| 33 | Mike Roberts | F | 6-9 | 210 | So. | 1.7 | 1.3 |
| 43 | Jarrad Odle | F | 6-8 | 220 | Sr. | 3.3 | 2.8 |
| 50 | Jeff Newton | F | 6-9 | 210 | Jr. | 6.1 | 4.8 |

2001-02 SCHEDULE

| | |
|------------|--------------------------|
| 11/18 | at Charlotte |
| 11/21-24 | at Great Alaska Shootout |
| 11/28 | at North Carolina |
| 12/1 | at Southern Illinois |
| 12/4 | NOTRE DAME |
| 12/5 | BALL STATE |
| 12/15 | at Miami |
| 12/22 | KENTUCKY |
| 12/28-29 | at Hoosier Classic |
| 1/2 | at Northwestern |
| 1/5 | PENN STATE |
| 1/8 | MICHIGAN STATE |
| 1/13 | at Iowa |
| 1/19 | at Ohio State |
| 1/23 | at Penn State |
| 1/27 | ILLINOIS |
| 1/31 | PURDUE |
| 2/2 | at Minnesota |
| 2/5 | IOWA |
| 2/9 | LOUISVILLE |
| 2/13 | WISCONSIN |
| 2/17 | at Michigan |
| 2/20 | OHIO STATE |
| 2/24 | at Michigan State |
| 2/26 or 27 | at Illinois |
| 3/2 | NORTHWESTERN |
| 3/7-10 | at Big Ten Tournament |

2000-01 RESULTS

| | | | |
|-------|-------------------|---|------------|
| 11/14 | PEPPERDINE | W | 80-68 |
| 11/17 | SOUTH ALABAMA | W | 70-62 |
| 11/22 | vs. Temple | L | 61-69 |
| 11/24 | vs. Texas | L | 58-70 |
| 11/29 | at Indiana State | L | 58-59 |
| 12/2 | S. ILLINOIS | W | 85-63 |
| 12/5 | at Notre Dame | W | 86-78 |
| 12/8 | W. MICHIGAN | W | 87-59 |
| 12/9 | BALL STATE | W | 65-50 |
| 12/16 | CHARLOTTE | W | 76-72 |
| 12/18 | MISSOURI | L | 63-68 |
| 12/22 | vs. Kentucky | L | 74-88 |
| 12/28 | NORTHEASTERN | W | 103-65 |
| 12/29 | VALPARAISO | W | 63-60 |
| 1/4 | at Wisconsin | L | 46-49 |
| 1/7 | MICHIGAN STATE | W | 59-58 |
| 1/9 | at Michigan | L | 64-70 |
| 1/17 | PENN STATE | W | 77-69 |
| 1/20 | at Minnesota | L | 74-78 (ot) |
| 1/23 | PURDUE | W | 66-55 |
| 1/27 | at Iowa | L | 66-71 |
| 1/31 | at Ohio State | W | 70-67 |
| 2/3 | at Penn State | W | 85-78 (ot) |
| 2/11 | MICHIGAN | W | 72-59 |
| 2/14 | NORTHWESTERN | W | 78-54 |
| 2/17 | ILLINOIS | L | 61-67 |
| 2/20 | at Michigan State | L | 57-66 |
| 2/24 | WISCONSIN | W | 85-55 |
| 2/28 | MINNESOTA | W | 86-53 |
| 3/3 | at Purdue | W | 74-58 |
| 3/9 | vs. Wisconsin | W | 58-56 |
| 3/10 | vs. Illinois | W | 58-56 |
| 3/11 | vs. Iowa | L | 61-63 |
| 3/15 | vs. Kent State | L | 73-77 |

Indiana vs. Wisconsin

SERIES NOTES

UW trails the series 49-91 (H: 29-40, A: 20-50, N: 0-1) ... with a 49-46 win over the Hoosiers, Wisconsin recorded back-to-back wins over IU for the first time since 1977-78 ... Indiana handed the Badgers their worst loss of the season last year, an 85-55 defeat in Bloomington ... IU also defeated Wisconsin in the Big Ten Tournament ... the Hoosiers have claimed 36 of the last 39 meetings.

SERIES FACTS

Longest UW Win Streaks
at Madison: 10 (1911-26)
at Bloomington: 5 (1912-17)
Overall: 11 (1912-19)


Largest UW Victory Margin
 42 (51-9 in 1911 & 57-15 in 1914)

Most Points, One Team
 114 (IU 114, UW 61 in 1976)

Longest IU Win Streaks
at Bloomington: 22 (1978-pres.)
at Madison: 15 (1981-96)
Overall: 31 (1980-96)

Largest IU Victory Margin
 53 (114-61 in 1976)

Most Points, Both Teams
 199 (UW 105, IU 94 in 1962)



| | | | |
|------|---------|--------|-------------|
| 1910 | ...Home |L |11-13 |
| 1910 | ...Away |W |33-8 |
| 1911 | ...Home |W |51-9 |
| 1911 | ...Away |L |18-21 |
| 1912 | ...Home |W |51-10 |
| 1912 | ...Away |W |32-21 |
| 1913 | ...Away |W |30-19 |
| 1913 | ...Home |W |48-10 |
| 1914 | ...Away |W |57-15 |
| 1914 | ...Home |W |46-24 |
| 1915 | ...Away |W |39-18 |
| 1915 | ...Home |W |47-15 |
| 1917 | ...Home |W |29-14 |
| 1917 | ...Away |W |18-16 |
| 1919 | ...Home |W |29-16 |
| 1919 | ...Away |L |12-22 |
| 1923 | ...Away |W |17-10 |
| 1923 | ...Home |W |35-17 |
| 1924 | ...Away |W |23-21 |
| 1924 | ...Home |W |28-27 |
| 1926 | ...Home |W |33-31 |
| 1926 | ...Away |L |20-35 |
| 1927 | ...Home |L |23-28 |
| 1927 | ...Away |L |23-31 |
| 1929 | ...Home |W |24-20 |
| 1929 | ...Away |W |27-25 |
| 1930 | ...Away |W |23-21+ |
| 1930 | ...Home |W |34-23 |
| 1932 | ...Away |L |21-33 |
| 1932 | ...Home |W |35-26 |
| 1933 | ...Away |W |38-37+ |
| 1933 | ...Home |L |28-29+ |
| 1935 | ...Away |W |30-23 |
| 1935 | ...Home |W |37-27+ |
| 1936 | ...Home |L |24-26 |
| 1936 | ...Away |L |21-54 |
| 1938 | ...Away |L |44-47 |
| 1938 | ...Home |W |34-32 |
| 1939 | ...Away |L |19-43 |
| 1940 | ...Home |L |34-40 |
| 1941 | ...Away |W |38-30 |
| 1942 | ...Away |L |34-38 |
| 1942 | ...Home |W |42-36 |
| 1943 | ...Home |L |44-51 |

| | | | |
|------|---------|--------|--------------|
| 1943 | ...Home |W |57-53 |
| 1944 | ...Away |W |62-43 |
| 1944 | ...Away |W |52-31 |
| 1947 | ...Home |W |70-49 |
| 1948 | ...Away |W |58-54 |
| 1949 | ...Home |W |58-48 |
| 1950 | ...Away |L |59-61 |
| 1951 | ...Away |L |58-68 |
| 1952 | ...Home |L |48-63 |
| 1953 | ...Away |L |48-66 |
| 1953 | ...Home |L |70-72 |
| 1954 | ...Away |L |67-70 |
| 1954 | ...Home |L |74-90 |
| 1955 | ...Home |W |77-66 |
| 1955 | ...Away |L |58-65 |
| 1956 | ...Home |L |71-75 |
| 1956 | ...Away |W |69-67 |
| 1957 | ...Away |L |68-79 |
| 1957 | ...Home |L |74-85 |
| 1958 | ...Home |L |87-93 |
| 1959 | ...Away |L |71-97 |
| 1960 | ...Home |L |85-97 |
| 1960 | ...Away |L |71-91 |
| 1961 | ...Home |L |84-98 |
| 1961 | ...Away |L |69-80 |
| 1962 | ...Away |W |105-94 |
| 1963 | ...Home |W |102-96 |
| 1964 | ...Home |L |80-82++ |
| 1964 | ...Away |L |82-108 |
| 1965 | ...Away |L |87-100 |
| 1965 | ...Home |L |73-92 |
| 1966 | ...Home |W |79-78 |
| 1967 | ...Away |L |81-93 |
| 1968 | ...Home |W |95-83 |
| 1968 | ...Away |L |85-93 |
| 1969 | ...Home |L |63-65 |
| 1969 | ...Away |L |84-101 |
| 1970 | ...Away |L |77-89 |
| 1971 | ...Home |W |94-87++ |
| 1972 | ...Away |W |66-64+ |
| 1972 | ...Home |L |76-84+ |
| 1973 | ...Home |L |64-78 |
| 1973 | ...Away |L |55-57 |
| 1974 | ...Away |L |51-52 |

| | | | |
|------|---------|--------|---------------|
| 1974 | ...Home |L |63-81 |
| 1975 | ...Home |L |69-89 |
| 1975 | ...Away |L |58-93 |
| 1976 | ...Away |L |61-114 |
| 1976 | ...Home |L |67-96 |
| 1977 | ...Home |L |64-79 |
| 1977 | ...Away |W |66-64 |
| 1978 | ...Home |W |78-65 |
| 1978 | ...Away |L |54-58 |
| 1979 | ...Away |L |61-82 |
| 1979 | ...Home |L |62-68+ |
| 1980 | ...Home |W |52-50 |
| 1980 | ...Away |L |52-61 |
| 1981 | ...Away |L |64-89 |
| 1981 | ...Home |L |52-59 |
| 1982 | ...Home |L |56-62 |
| 1982 | ...Away |L |57-88 |
| 1983 | ...Away |L |73-83 |
| 1983 | ...Home |L |56-75 |
| 1984 | ...Home |L |67-81 |
| 1984 | ...Away |L |64-74 |
| 1985 | ...Away |L |68-90 |
| 1985 | ...Home |L |54-58 |
| 1986 | ...Home |L |69-80 |
| 1986 | ...Away |L |69-78 |
| 1987 | ...Away |L |65-103 |
| 1987 | ...Home |L |85-86+++ |
| 1988 | ...Away |L |53-55 |

| | | | |
|------|---------|--------|-------------|
| 1988 | ...Home |L |74-84 |
| 1989 | ...Home |L |58-61+ |
| 1989 | ...Away |L |64-75 |
| 1990 | ...Away |L |61-85 |
| 1990 | ...Home |L |68-70 |
| 1991 | ...Away |L |57-73 |
| 1991 | ...Home |L |61-74 |
| 1992 | ...Home |L |63-79 |
| 1992 | ...Away |L |41-66 |
| 1993 | ...Home |L |80-87 |
| 1994 | ...Away |L |65-78 |
| 1995 | ...Away |L |70-73 |
| 1995 | ...Home |L |70-72 |
| 1996 | ...Away |L |55-81 |
| 1996 | ...Home |L |68-76 |
| 1997 | ...Home |W |71-58 |
| 1997 | ...Away |L |66-70 |
| 1998 | ...Home |L |59-69 |
| 1999 | ...Away |L |60-71 |
| 2000 | ...Away |L |67-71 |
| 2000 | ...Home |W |56-53 |
| 2001 | ...Home |W |49-46 |
| 2001 | ...Away |L |55-85 |
| 2001 | ...UC |L |52-64 |

+ - overtime period
 UC - United Center



Indiana's Assembly Hall

Big Ten Composite Schedule

November

- 12 Detroit at Michigan State
 13 MD-Eastern Shore at Iowa
 14 Boston/New Orleans at Iowa
 TBA vs. Michigan State
 VCU vs. Northwestern
 15 TBA vs. Northwestern
 16 Gonzaga at Illinois
 Oakland at Michigan
 TBA vs. Northwestern
 Purdue at Valparaiso
 17 Louisiana Tech at Iowa
 Mercer at Minnesota
 Wisconsin at UNLV
 18 Indiana at UNC-Charlotte
 Winthrop at Ohio State
 Yale at Penn State
 19 Eastern Illinois at Illinois
 20 Iowa vs. TBA
 Fairfield at Michigan
 Albany at Ohio State
 21 Indiana at Alaska-Anchorage
 Iowa vs. TBA
 TBA vs. Michigan State
 UNC-Ashville at Minnesota
 Lafayette at Penn State
 Radford at Purdue
 22 Illinois vs. TBA
 23 Illinois vs. TBA
 Michigan at Western Michigan
 TBA vs. Michigan State
 Wisconsin vs. Hawaii-Hilo
 24 Illinois vs. TBA
 Marquette/Tenn. vs. Indiana
 E. Washington at Minnesota
 Chicago St. at Northwestern
 Penn State at Boston College
 Stanford vs. Purdue
 Wisconsin vs. TBA
 25 TBA vs. Indiana
 Wisconsin vs. TBA
 27 Illinois at Maryland
 Duke vs. Iowa
 Minnesota at Wake Forest
 N. Carolina State at Ohio State
 Butler at Purdue
 28 Indiana at North Carolina
 Michigan at Bowling Green
 Michigan State vs. Virginia
 Florida St. at Northwestern
 Clemson at Penn State

- Wisconsin at Georgia Tech
 30 Alabama State at Iowa
 TBA at Michigan State
 William & Mary at Purdue

December

- 1 Texas A&M-C.C. at Illinois
 Indiana at Southern Illinois
 SMU/LaSalle at Iowa
 Boston College at Michigan
 TBA at Michigan State
 Texas-Pan Am. at Minnesota
 Penn State at Temple
 Akron/Oakland at Purdue
 UW-Green Bay at Wisconsin
 2 UNC-Wilm. at Ohio State
 3 Temple at Wisconsin
 4 Illinois vs. Arizona
 Notre Dame at Indiana
 Iowa at Northern Iowa
 IUPUI-Ft. Wayne at Michigan
 UNC-Wilm. at Minnesota
 5 Michigan State at Florida
 Lehigh at Penn State
 Xavier at Purdue
 7 Minnesota at Georgia
 8 Arkansas vs. Illinois
 Ball State at Indiana
 Iowa at Iowa State
 Duke at Michigan
 Kansas St. at Northwestern
 Penn State at Pittsburgh
 Purdue vs. Arizona
 Wisconsin at Ohio
 9 Nicholls St. at Michigan State
 IUPUI at Ohio State
 10 Oregon at Minnesota
 Wisconsin at Xavier
 12 Drake at Iowa
 Santa Clara at Ohio State
 13 Md.-Eastern Shore at Minnesota
 15 Indiana at Miami, Fla.
 Iowa at Missouri
 Arizona at Michigan State
 Florida A & M at Northwestern
 Ohio State at Louisville
 Dayton vs. Purdue
 Furman at Wisconsin
 16 Western Illinois at Illinois
 17 UNC-Asheville at Michigan State
 Liberty at Northwestern

- Illinois-Chicago at Purdue
 18 Illinois State at Illinois
 19 Oakland at Michigan State
 Pittsburgh at Ohio State
 James Madison at Penn State
 20 TBA vs. Purdue
 21 TBA vs. Purdue
 22 Missouri vs. Illinois
 Kentucky vs. Indiana
 Kansas State at Iowa
 Eastern Michigan at Michigan
 Seton Hall at Michigan State
 Nebraska at Minnesota
 Northwestern vs. Fordham
 Eastern Illinois at Ohio State
 Bucknell at Penn State
 TBA vs. Purdue
 Marquette at Wisconsin
 27 Wisconsin at UW-Milwaukee
 28 Eastern Washington at Indiana
 Mercer at Iowa
 Northwestern vs. TBA
 Coppin State vs. Penn State
 29 Loyola, Ill. at Illinois
 Samford/Butler at Indiana
 Michigan at San Francisco
 Michigan State vs. Stanford
 Northwestern vs. TBA
 UNC-Greensboro at Ohio State
 California/Harvard vs. Penn State
 Robert Morris at Purdue
 Tennessee at Wisconsin
 30 Minnesota at Texas Tech

January

- 2 Minnesota at Illinois
 Wisconsin at Iowa
 Indiana at Northwestern
 Michigan at Penn State
 Ohio State at Purdue
 5 Penn State at Indiana
 Purdue at Michigan
 Michigan State at Minnesota
 Iowa at Ohio State
 Illinois at Wisconsin
 8 Michigan State at Indiana
 9 Northwestern at Iowa
 Michigan at Minnesota
 Wisconsin at Penn State
 Illinois at Purdue
 Ohio State at Massachusetts

Big Ten Composite Schedule (cont.)

- | | |
|--|--|
| <p>12 Michigan at Illinois Wisconsin at Michigan State Ohio State at Northwestern Minnesota at Purdue</p> <p>13 Indiana at Iowa</p> <p>15 Iowa at Illinois</p> <p>16 Northwestern at Michigan Purdue at Michigan State Penn State at Ohio State Minnesota at Wisconsin</p> <p>19 Minnesota at Michigan Iowa at Northwestern Indiana at Ohio State Michigan State at Penn State Purdue at Wisconsin</p> <p>22 Michigan State at Iowa</p> <p>23 Wisconsin at Illinois Indiana at Penn State Northwestern at Purdue</p> <p>24 Michigan at Ohio State</p> <p>26 Ohio State at Minnesota Iowa at Purdue Penn State at Wisconsin Vermont at Michigan Northwestern at Buffalo Illinois at Indiana</p> <p>29 Illinois at Ohio State</p> <p>30 Michigan at Michigan State Penn State at Minnesota Wisconsin at Northwestern</p> <p>31 Purdue at Indiana</p> | <p>13 Wisconsin at Indiana Minnesota at Northwestern Iowa at Penn State Michigan at Purdue</p> <p>16 Ohio State at Iowa Wisconsin at Minnesota Northwestern at Penn State Michigan State at Purdue Illinois at Seton Hall</p> <p>17 Indiana at Michigan</p> <p>19 Iowa at Wisconsin</p> <p>20 Penn State at Illinois Ohio State at Indiana Purdue at Northwestern</p> <p>21 Minnesota at Michigan State</p> <p>23 Michigan at Iowa Illinois at Northwestern Purdue at Ohio State Minnesota at Penn State</p> <p>24 Indiana at Michigan State</p> <p>26 Michigan State at Ohio State</p> <p>26 or</p> <p>27 Indiana at Illinois</p> <p>27 Northwestern at Minnesota Michigan at Wisconsin</p> |
|--|--|

March

- 2 Northwestern at Indiana
Penn State at Purdue
Illinois at Minnesota
- 2 or
- 3 Ohio State at Michigan
- 2 or
- 3 Iowa at Michigan State

February

- 2 Penn State at Iowa
Wisconsin at Michigan
Indiana at Minnesota
Northwestern at Ohio State
- 3 Michigan State at Illinois
- 5 Iowa at Indiana
- 6 Michigan State at Northwestern
Purdue at Penn State
Ohio State at Wisconsin
- 7 Illinois at Michigan
- 9 Purdue at Illinois
Minnesota at Iowa
Penn State at Michigan
Northwestern at Wisconsin
Louisville at Indiana
- 10 Ohio State at Michigan State
- 11 Michigan at Colorado State
- 12 Illinois at Michigan State

WHO ONLY PLAYS ONCE

The current 16-game format for Big Ten Conference games dictates that each league member will play four other conference foes only once in a given season. Here's the breakdown for the 2002 Big Ten season.

ILLINOIS

Iowa (h), Ohio State (a),
Penn State (h), Northwestern (a)

INDIANA

Purdue (h), Minnesota (a),
Wisconsin (h), Michigan (a)

IOWA

Illinois (a), Purdue (a),
Minnesota (h), Michigan (h)

MICHIGAN

Northwestern (h), Michigan State
(a), Indiana (h), Iowa (a)

MICHIGAN STATE

Wisconsin (h), Penn State (a),
Michigan (h), Northwestern (a)

MINNESOTA

Purdue (a), Ohio State (h),
Indiana (h), Iowa (a)

NORTHWESTERN

Michigan (a), Michigan State (h),
Penn State (a), Illinois (h)

OHIO STATE

Penn State (h), Minnesota (a),
Illinois (h), Wisconsin (a)

PENN STATE

Ohio State (a), Michigan State (h),
Northwestern (h), Illinois (a)

PURDUE

Minnesota (h), Wisconsin (a),
Iowa (h), Indiana (a)

WISCONSIN

Michigan State (a), Purdue (h),
Ohio State (h), Indiana (a)

Sports Information Contacts

UNLV

Basketball SID: Andy Grossman
Office Phone: (702) 895-3995
Home Phone: (702) 260-7369
Email: agrossman@cmail.nevada.edu
SID Fax: (702) 895-0989
Press Row Phone: (702) 895-4600
Website: unlvrebels.com

Georgia Tech

Basketball SID: Mike Stamus
Office Phone: (404) 894-5445
Home Phone: (770) 951-1939
Email: msstamus@at.gtaa.gatech.edu
SID Fax: (404) 894-1248
Press Row Phone: (404) 894-5458
Website: ramblinwreck.com

UW-Green Bay

Basketball SID: Brian Nicol
Office Phone: (920) 465-2498
Home Phone: (920) 465-0576
Email: nicolb@uwgb.edu
SID Fax: (920) 465-2357
Press Row Phone: (920) 494-0711
Website: uwgb.edu/athletics

Temple

Basketball SID: Chet Zukowski
Office Phone: (215) 204-6912
Home Phone: (215) 633-0377
Email: thezman@temple.edu
SID Fax: (215) 204-7499
Press Row Phone: (215) 204-7445
Website: owlsports.com

Ohio

Basketball SID: Jim Stephan
Office Phone: (740) 593-1298
Home Phone: (740) 592-4012
Email: stephan@ohio.edu
SID Fax: (740) 597-1898
Press Row Phone: (740) 593-0516
Website: ohioobcats.com

Xavier

Basketball SID: Tom Eiser
Office Phone: (513) 745-3124
Home Phone: (513) 662-3644
Email: eiser@xu.edu
SID Fax: (513) 745-2825
Press Row Phone: (513) 745-3929
Website: xavier.edu/athletics

UW-Milwaukee

Basketball SID: Kevin O'Connor
Office Phone: (414) 229-5674
Home Phone: (414) 961-0814
Email: kjoc@uwm.edu
SID Fax: (414) 229-6759
Press Row Phone: (414) 229-6276
Website: uwmpanthers.com

Furman

Basketball SID: Hunter Reid
Office Phone: (864) 294-2061
Home Phone: (864) 233-2026
Email: Hunter.Reid@Furman.edu
SID Fax: (864) 294-3061
Press Row Phone: (864) 294-3620
Website: furmanpaladins.com

Marquette

Basketball SID: John Farina
Office Phone: (414) 288-7447
Home Phone: (414) 453-6021
Email: john.farina@marquette.edu
SID Fax: (414) 227-0580
Press Row Phone: (414) 227-0580
Website: gomarquette.com

Tennessee

Basketball SID: Craig Pinkerton
Office Phone: (865) 974-1212
Home Phone: (865) 584-6588
Email: cpinker1@utk.edu
SID Fax: (865) 974-1269
Press Row Phone: (865) 544-0789
Website: utsports.com

Iowa

Basketball SID: Steve Roe
Office Phone: (319) 335-9411
Home Phone: (319) 339-0980
Email: steven-roe@uiowa.edu
SID Fax: (319) 335-9417
Press Row Phone: (319) 335-7284
Website: hawkeyesports.com

Illinois

Basketball SID: Kent Brown
Office Phone: (217) 333-1391
Home Phone: (217) 469-0230
Email: kwbrown3@uiuc.edu
SID Fax: (217) 333-5540
Press Row Phone: (217) 333-1227
Website: fightingillini.com

Penn State

Basketball SID: Patrick Donghia
Office Phone: (814) 865-1757
Home Phone: (814) 235-6745
Email: pad11@psu.edu
SID Fax: (814) 863-3165
Press Row Phone: (814) 863-3516
Website: GoPSUsports.com

Michigan State

Basketball SID: Matt Larson
Office Phone: (517) 355-2271
Home Phone: (517) 349-4607
Email: larsonm9@msu.edu
SID Fax: (517) 353-9636
Press Row Phone: (517) 353-1626
Website: msuspartans.com

Minnesota

Basketball SID: Kyle Coughlin
Office Phone: (612) 625-4090
Home Phone: TBA
Email: Cough002@umn.edu
SID Fax: (612) 625-0359
Press Row Phone: (612) 626-1308
Website: gophersports.com

Purdue

Basketball SID: Elliot Bloom
Office Phone: (765) 494-3196
Home Phone: (765) 532-4699
Email: hoopssid@purdue.edu
SID Fax: (765) 494-5447
Press Row Phone: (765) 494-6364
Website: purduesports.com

Northwestern

Basketball SID: Mike Mahoney
Office Phone: (847) 491-7503
Home Phone: (847) 491-9369
Email: m-mahoney2@northwestern.edu
SID Fax: (847) 491-8818
Press Row Phone: (847) 491-8852
Website: nusports.com

Michigan

Basketball SID: Tom Wywrot
Office Phone: (734) 647-1268
Home Phone: (734) 528-0244
Email: twyrot@umich.edu
SID Fax: (734) 647-1188
Press Row Phone: (734) 998-7188
Website: MgoBlue.com

Ohio State

Basketball SID: Dan Wallenberg
Office Phone: (614) 292-4095
Home Phone: (614) 276-4792
Email: wallenberg.1@osu.edu
SID Fax: (614) 292-8547
Press Row Phone: (614) 688-5330
Website: ohiostatebuckeyes.com

Indiana

Basketball SID: Jeff Fanter
Office Phone: (812) 855-9399
Home Phone: (812) 333-1282
Email: jfanter@indiana.edu
SID Fax: (812) 855-9401
Press Row Phone: (812) 855-2754
Web Site: athletics.indiana.edu

2000-01 REVIEW



Season Review

Season Capsule

Wisconsin finished the 2000-01 campaign with an 18-11 overall mark and a 9-7 Big Ten record that was good for fifth place. The Badgers earned a No. 6 seed in the West Region of the NCAA Tournament and lost in the first round, 50-49, to Georgia State in Boise, Idaho.

Coach Brad Soderberg

Wisconsin head coach Brad Soderberg, who took over for retired Dick Bennett three games into the season on Nov. 30, compiled a 16-10 (.615) record with the Badgers. His career record stands at 131-73 (.642). He previously was a head coach at South Dakota State (two seasons) and Loras College (five years).

Soderberg was the only first-year coach in Wisconsin history to take the Badgers to the NCAA Tournament. He was the first UW coach to win his opening eight games since 1911 and the fourth Badger coach ever to win his Big Ten debut.

National Rankings

Wisconsin was ranked 24th nationally in the final Associated Press poll (taken at the end of the regular season). The Badgers spent the entire season in the A.P. top 25. UW received two votes in the final ESPN/USA Today coaches poll (taken after the NCAA Tournament) and appeared in all but the final coaches poll in '00-01.

The Sagarin Ratings listed the Badgers 23rd in the nation and an RPI duplication ranked Wisconsin 19th.

Back at the Dance

The Badgers' appearance in the 2001 NCAA Tournament was their fourth in five years and the seventh in school history. Wisconsin is 9-6 all-time in NCAA Tournament play. The UW's only NCAA title came in 1941.


Seeding the Badgers

The NCAA began seeding teams for its tournament beginning in 1979 and Wisconsin has earned bids to five NCAA Tournaments since then. Here are the Badgers' five NCAA Tournament seeds:

- 1994: 9th in West
- 1997: 7th in East
- 1999: 5th in East
- 2000: 8th in West
- 2001: 6th in West

Joining Duany Duany

When they took the floor in Boise for their first-round NCAA Tournament game with Georgia State, Mike Kelley, Andy Kowske, Mark Vershaw, Maurice Linton, Travon Davis and Charlie Wills all tied former teammate Duany Duany as the only players in Wisconsin history to appear in three NCAA Tournaments.



Mike Kelley was one of 20 finalists for the 2001 Wooden Award. Kelley finished his career in third place on the all-time Big Ten steals list with 275.

Turnaround in Madison

The remarkable turnaround of the Wisconsin basketball program continued with the 2001 NCAA Tournament bid. Prior to the arrival of Dick Bennett (and his staff that included 2000-01 head coach Brad Soderberg) in 1995, Wisconsin had little to boast about in the way of basketball achievements. Consider ...

... Wisconsin had played in just three NCAA Tournaments prior to '95. The 2001 bid was the fourth in five years.

... The Badgers had won 18 games in a season just four times in 97 seasons prior to the '95-'96 campaign. The UW has reached 18 victories four times in the past five seasons.

... Wisconsin won a school-record 22 games in both the 1998-99 and 1999-2000 campaigns. The school had just two 20-win seasons (in 1915-16 and 1940-41) in its history prior to the 1998-99 campaign.

... Wisconsin has now registered three consecutive winning seasons for the first time since 1948-50.

... The Badgers finished the 2000-01 season with a .600-or-better winning percentage for the third consecutive year. That had not happened at the UW since 1928-30.

Big News


The Big Ten Conference qualified seven teams for the 2001 NCAA Tournament, including No. 1 seeds Illinois and Michigan State, along with Wisconsin, Ohio State, Indiana, Penn State and Iowa. It was the second time in three years that the Big Ten sent seven teams to the Big Dance.

Rare 18

Wisconsin won 18 regular-season games in 2000-01 for only the third time in school history. In fact, it marked only the eighth time in

Season Review (cont.)

.....



Former Coach Dick Bennett was recognized prior to the Badgers' home game with Penn State last season. He was joined on the floor by his former coaching staff, as well as players both past and present.

Wisconsin history that the Badgers won as many as 18 games overall (postseason included).

Above .500 in the Big Ten

Wisconsin finished 9-7 in 2001 Big Ten action. That gave the Badgers a winning record in league play for the third time in five seasons, but only the seventh time since 1950. The five winningest conference campaigns in school history are listed below:

1. 9-3 (.750), 1950
2. 10-4 (.714), 1962
3. 11-7 (.611), 1997
4. 8-6 (.571), 1974
5. 9-7 (.563), 2001
9-7 (.563), 1999

It Had Been Awhile

Wisconsin's win over Minnesota on Feb. 21 guaranteed the Badgers at least a .500 record in conference play for the third straight season. That had not happened at the UW since 1942-44.

Big Ten Tournament

Wisconsin lost its opening game at the Big Ten Tournament for the first time ever, falling to Indiana, 64-52, in the quarterfinals on March 9 at the United Center in Chicago. The Badgers were led by Mark Vershaw, who registered 10 points, five assists, four rebounds and a career-high three steals. Wisconsin went more than 14 minutes without a field goal as Indiana erased a 28-24 halftime deficit and went on to outscore the UW 40-24 in the second half.

Tough to Score on UW

The Badgers, who have led the Big Ten in scoring defense the past five seasons, led the nation in that category in 2001 by allowing just 56.6 points per game. Here are Wisconsin's scoring defense figures for the last five seasons:

- 2000-01: 56.6 (1st in NCAA)
- 1999-00: 55.8 (4th in NCAA)
- 1998-99: 55.2 (2nd in NCAA)
- 1997-98: 62.6 (19th in NCAA)
- 1996-97: 55.3 (4th in NCAA)

Lows in the 40s

Wisconsin limited eight opponents to fewer than 50 points in 2000-01. The Badgers record since 1995-96 in games in which they allow fewer than 50 points is 37-2. Here is a list of the teams who have failed to crack the 50-point mark vs. Wisconsin in 2000-01:

- Xavier: 46
- Ohio: 46
- UW-Milwaukee: 47
- Marquette: 47
- Indiana: 46
- Ohio State: 42
- Michigan: 41
- Northwestern: 37

Nice Three-year Run

Wisconsin has won 62 games since the beginning of the 1998-99 season. Among Big Ten teams during that time, only Michigan State (93), Ohio State (70) and Indiana (64) have more victories than the Badgers.

Kelley on Wooden Ballot

Wisconsin senior guard Mike Kelley, one of the nation's premier perimeter defenders, was among 20

Season Review (cont.)

finalists listed on the 2001 John R. Wooden Award ballot as the player of the year in college basketball. The winner was Duke's Shane Battier. Joining Kelley on the list of finalists were:

Shane Battier, Duke
 Charlie Bell, Michigan State
 Cory Bradford, Illinois
 Michael Bradley, Villanova
 Casey Calvary, Gonzaga
 Jarron Collins, Stanford
 Reggie Evans, Iowa
 Joseph Forte, North Carolina
 Udonis Haslem, Florida
 Brendan Haywood, North Carolina
 Casey Jacobsen, Stanford
 Jason Kapon, UCLA
 Troy Murphy, Notre Dame
 Tayshaun Prince, Kentucky
 Jason Richardson, Michigan State
 Preston Shumpert, Syracuse
 Frank Williams, Illinois
 Jason Williams, Duke
 Michael Wright, Arizona

Boone, Kelley Honored

Badger senior guards Roy Boone and Mike Kelley were recognized when the Big Ten's all-conference teams were announced. Boone was a third-team choice by the league coaches and both he and Kelley earned honorable mention acclaim from the media. Kelley also was named to the NABC District 11 second-team on March 2.

Highly Rated

Wisconsin ascended to the No. 10 spot in the Jan. 29 Associated Press rankings. It tied for the school's highest national ranking since the 1962-63 squad was rated 10th in the A.P. pre-season poll. The five highest national A.P. rankings in school history are:

Dec. 4, 1962: 6th
 Dec. 11, 1962: 7th
 Jan. 29, 2001: 10th
 Preseason, 1962: 10th
 Jan. 31, 1998: 11th

Iron Men

Wisconsin seniors Mike Kelley, Andy Kowske and Mark Vershaw, none of whom ever missed a game in their 128-game collegiate careers, share the school record for career games played and consecutive games played.

Wisconsin's five 2000-01 seniors (Kelley, Kowske, Vershaw, Maurice Linton and Roy Boone) played a combined 558 games during their collegiate careers.

UW & The A.P. Poll

Wisconsin began the 2000-01 campaign ranked 19th according to the Associated Press. That marked the first time since 1994-95 that the Badgers were nationally ranked to start a season. The UW remained in the 2000-01 A.P. top-25 for a school-record 19 straight weeks.

Strong Schedules

Wisconsin has played some of the most difficult schedules in the nation the last several seasons. Following is the Badgers' strength of schedule rating for each year since 1997-98, according to Jeff Sagarin's rating system:

2000-01 -- 3rd
 1999-00 -- 1st
 1998-99 -- 6th
 1997-98 -- 20th

The Badgers played 17 (8-9 mark) of their 29 games against teams that made the 2001 NCAA tourney field. UW recorded wins over tournament-bound Maryland, Xavier, Temple, Indiana, Iowa (twice), Ohio State and Penn State.

Droughts in Madison

Opponents found scoring difficult for long stretches during Wisconsin's home games in 2000-01.

... In the home opener on Nov. 25, Northern Illinois went scoreless for

the first 7:41 of the game.

... On Dec. 2, Xavier went 13:33 without a field goal, including the first 8:10 of the second half when it was scoreless.

... Ohio went the first 5:37 of its game in Madison on Dec. 9 without a field goal.

... UW-Milwaukee was limited to one field goal for the first 5:20 of the first half and the first 6:32 of the second half in its contest at the Kohl Center on Dec. 16.

... South Florida was held scoreless for the final 4:10 of regulation as the Badgers erased a seven-point deficit and sent the game into overtime on Dec. 30.

... Ohio State was scoreless for the first 7:37 of its game in Madison on Jan. 24 and made just 11 field goals the entire contest.

... Penn State was held without a field goal for a 7:52 stretch of the second half on Jan. 27.

... Purdue made one field goal during the final 8:51 of its 17-point first half in Madison on Feb. 7.

... Northwestern went 14:03 between its first and second field goals of the game on its way to a 37-point performance in Madison on Feb. 18.

... Minnesota scored just one field goal in the first 8:15 of the second half in its 64-54 loss in Madison on Feb. 21.

... Michigan State went the final 5:25 of its Feb. 27 game in Madison without scoring a field goal.

Dick Bennett Recap

Dick Bennett, who retired from coaching on Nov. 30, 2000, compiled a career record of 453-258 (.637), including 93-69 (.574) at Wisconsin. He guided the Badgers to the two winningest seasons in school history, along with a Final Four appearance in 2000.

Season Review (cont.)

Non-Conference Success

Wisconsin's loss to Butler on Jan. 30, 2001, ended a string of 20 straight victories at home over non-conference opponents. Prior to the Butler defeat, the Badgers had not dropped a home game against a non-Big Ten foe since a 59-49 setback at the hands of Temple on Dec. 6, 1997.

Nice Start

Wisconsin began the season by winning 10 of its first 11 games. It was the Badgers' second 10-1 start in three seasons and just the seventh 10-1 start in school history.

No Breaks

The Badgers allowed just 2.0 fast-break points per game in 2000-01. In fact, nine teams failed to score in transition against Wisconsin last season. In Big Ten games, the UW allowed only 1.75 transition points per game. In the final four regular-season games, Wisconsin gave up just four transition points (all to Indiana). Here's a game-by-game breakdown of the opponents' fast-break points in 2000-01:

Tennessee: 6
Northern Illinois: 2
Maryland: 4
Xavier: 4
UW-Green Bay: 0
Ohio: 0
Temple: 3
UW-Milwaukee: 0
Marquette: 2
South Florida: 4
Indiana: 2
Minnesota: 1
Purdue: 7
Michigan State: 2
Iowa: 2
Ohio State: 0
Penn State: 0
Butler: 2
Michigan: 4
Purdue: 0

Ohio State: 2
Illinois: 2
Northwestern: 2
Minnesota: 0
Indiana: 4
Michigan State: 0
Iowa: 0
Indiana: 2
Georgia State: 4

14 Threes at Temple

Wisconsin made 14-28 (.500) from three-point range in a 66-58 win at Temple on Dec. 14, 2000. The UW record for three-point field goals in a game is 15. Ricky Bower's six threes against the Owls were one short of tying the school standard. Incidentally, that victory at Temple snapped the Owls' 24-game home-court winning streak.

Hard to Beat at Home


Wisconsin is 34-7 (.829) in its last 41 games at the Kohl Center in Madison. The Badgers were 12-2 at home in 2000-01, including a 7-1 mark in Big Ten play.

The UW outscored opponents at home by an average of 59.6-to-51.3 points per game and limited foes to just .365 field goal shooting (.303 three-point shooting) in 14 home contests.

Comeback Kids

The Badgers showed an ability to turn deficits into victories in 2000-01. Consider that Wisconsin won the following games after trailing ...

Xavier by 8 on Dec. 2
at Temple by 7 on Dec. 14
South Florida by 7 on Dec. 30
Indiana by 12 on Jan. 4
Iowa by 10 on Jan. 16
Minnesota by 14 on Feb. 21



Roy Boone earned third-team all-Big Ten honors as UW's leading scorer in 2001.

State Champs Again

The Badgers swept three victories from the state of Wisconsin's other Division I programs (Marquette, UW-Green Bay and UW-Milwaukee) in 2000-01. It marked the second consecutive year that has happened.

UW Played the Best Twice

The Big Ten regular-season schedule dictates that each school will play four others just one time during a given season. Wisconsin's four one-time opponents in 2001 were Northwestern, Michigan, Penn State and Illinois. That quartet owned a combined 69-57 (.548) record, the lowest cumulative winning percentage of any conference team's four one-time opponents. In other words, Wisconsin played the most difficult league schedule in 2001.

Familial Floor

The floor at Michigan State's Breslin Center for 2000-01 was the same one on which the 2000 Final

Season Review (cont.)

Four was played at the RCA Dome. All four Final Four participants from 2000 (Michigan State, Florida, Wisconsin and North Carolina) played at the Breslin Center in 2000-01.

Heartbreakers

Six of Wisconsin's seven Big Ten losses in 2001 were by a combined total of 31 points, an average of 5.2 points per defeat. Here are the final scores for those games, with point differential in parentheses:

- at Minnesota: 54-49 (5)
- at Purdue: 73-67 (6)
- at Michigan State: 69-59 OT (10)
- at Ohio State: 63-58 (5)
- at Illinois: 68-67 (1)
- Michigan State: 51-47 (4)

Free Throw Flurry

Badger guard Roy Boone made 25 straight free throws over the course of six games in late December and into January. That was the seventh-longest free throw shooting streak in Wisconsin history and the longest since Tracy Webster made 28 in a row in '92-93.

Winning Away From Home

Wisconsin was only 2-6 on the road in league play, but was 3-1 on the road (neutral sites excluded) in non-conference action in 2000-01. That gave the Badgers five road wins in a season for only the sixth time since 1950. The UW's highest road victory totals since 1950 are listed below:

- 1998-99: 8 wins
- 2000-01: 5 wins
- 1996-97: 5 wins
- 1962-63: 5 wins
- 1961-62: 5 wins
- 1953-54: 5 wins

Foes' Futility From the Floor

The Badgers limited Ohio State and Northwestern to two of the low-

est field goal percentages by a Wisconsin Big Ten foe in school history in 2001.

The Buckeyes shot just .250 (11-44) from the field against the Badgers on Jan. 24. At the time, that was the lowest field goal percentage by a conference opponent against the UW since 1956.

Then, on Feb. 18, Northwestern connected on only 20.8 percent (11-53) of its shots at the Kohl Center. That was the lowest field goal percentage by a league foe against the Badgers since 1954.

Thanks, Coach

Wisconsin recognized former head coach Dick Bennett with a ceremony prior to the Badgers' Jan. 27 game with Penn State. It was Bennett's first appearance at a Wisconsin men's game since his Nov. 30 retirement announcement. Bennett came back to watch the UW play Purdue on Feb. 7 and traveled with the team to Champaign for the Badgers' heartbreaking 68-67 defeat at the hands of the Illini on Feb. 13.

Well-attended


Wisconsin set a school home attendance record in 2000-01 for the fourth year in a row. The Badgers averaged 16,811 fans per game, eclipsing the previous mark of 16,163 set in 1999-00. Nine of Wisconsin's 14 games last season were sellouts.

Hot at Home

Wisconsin's Jan. 30 loss to Butler ended an 11-game homecourt winning streak for the Badgers, who finished the 2000-01 campaign with a 12-2 mark at the Kohl Center. The 11-game winning streak tied for the third-longest home win skein at Wisconsin since 1950.

Getting a Handle on It

Wisconsin, for the third straight season, was the best team in the Big Ten at not turning the ball over. The Badgers averaged just 11.6 turnovers per game overall last season, the second-best figure in school history. They turned it over just 10.3 times per game in conference play.



Wisconsin's 2001 senior class consisted of Roy Boone, Andy Kowske, Mark Vershaw, Maurice Linton and Mike Kelley.

Season Results

OVERALL: 18-11**BIG TEN: 9-7 (5TH)**

| DATE | OPPONENT (A.P. RANK) | W/L | SCORE | ATTEND. | WISCONSIN HIGH SCORER | WISCONSIN HIGH REBOUNDER |
|---------|-----------------------|-----|----------|------------|------------------------------|-----------------------------|
| Nov. 21 | at Tennessee (9) | L | 56-66 | 15,169 | Kowske -- 21 | Kelley -- 7 |
| Nov. 25 | Northern Illinois | W | 68-64 | 15,918 | Kelley -- 17 | Kowske -- 8 Mader -- 8 |
| Nov. 29 | vs. Maryland% (13) | W | 78-75 OT | 7,521 | Penney -- 18 | Kowske -- 6 Kelley -- 6 |
| Dec. 2 | Xavier | W | 61-46 | 16,378 | Penney -- 24 | Vershaw -- 7 |
| Dec. 6 | at UW-Green Bay | W | 61-53 | 6,040 - c | Boone -- 15 | Wills -- 7 |
| Dec. 9 | Ohio | W | 65-46 | 16,190 | Boone -- 17 | Kowske -- 11 |
| Dec. 14 | at Temple | W | 66-58 | 6,287 | Bower -- 19 | Kowske -- 7 |
| Dec. 16 | UW-Milwaukee | W | 55-47 | 16,354 | Boone -- 15 | Wills -- 10 |
| Dec. 23 | at Marquette | W | 52-47 | 15,613 | Boone -- 18 | Kowske -- 6 |
| Dec. 30 | South Florida | W | 63-61 OT | 17,142 - c | Boone -- 18 | Kowske -- 10 |
| Jan. 4 | Indiana | W | 49-46 | 17,142 - c | Penney -- 15 | Linton -- 8 |
| Jan. 6 | at Minnesota | L | 49-54 | 14,010 | Linton -- 19 | Linton -- 10 |
| Jan. 10 | at Purdue | L | 67-73 | 13,735 | Boone -- 22 | Boone -- 6 |
| Jan. 13 | at Michigan State (3) | L | 59-69 OT | 14,759 - c | Boone -- 22 | Boone -- 6 |
| Jan. 16 | Iowa (14) | W | 67-54 | 17,142 - c | Vershaw -- 18 Boone -- 18 | Vershaw -- 8 |
| Jan. 24 | Ohio State | W | 57-42 | 17,142 - c | Boone -- 13 | Boone -- 6 Linton -- 6 |
| Jan. 27 | Penn State | W | 63-58 | 17,142 - c | Boone -- 16 | Vershaw -- 8 |
| Jan. 30 | Butler | L | 44-58 | 16,233 | Penney -- 9 | Kowske -- 7 |
| Feb. 3 | at Michigan | W | 60-41 | 13,509 | Penney -- 23 | Kowske -- 10 |
| Feb. 7 | Purdue | W | 73-54 | 17,142 - c | Boone -- 20 | Kowske -- 10 |
| Feb. 10 | at Ohio State | L | 58-63 | 19,200 - c | Vershaw -- 13 | Kowske -- 7 |
| Feb. 13 | at Illinois (4) | L | 67-68 | 16,683 - c | Penney -- 18 | Penney -- 4 Wills -- 4 |
| Feb. 18 | Northwestern | W | 59-37 | 17,142 - c | Boone -- 17 | Boone -- 9 |
| Feb. 21 | Minnesota | W | 64-54 | 17,142 - c | Penney -- 21 | Kelley -- 8 |
| Feb. 24 | at Indiana | L | 55-85 | 17,051 | Penney -- 15 | Kowske -- 5 |
| Feb. 27 | Michigan State (3) | L | 47-51 | 17,142 - c | Penney -- 13 | Kowske -- 5 |
| Mar. 3 | at Iowa | W | 59-57 | 15,500 - c | Penney -- 17 | Wills -- 5 |
| Mar. 9 | vs. Indiana* | L | 52-64 | 21,739 | Vershaw -- 10 | Penney -- 6 |
| Mar. 15 | vs. Georgia State ** | L | 49-50 | 10,216 | Vershaw -- 19 | Penney -- 6 |

% Big Ten-ACC Challenge, Bradley Center, Milwaukee, Wis.

* Big Ten Tournament quarterfinal, United Center, Chicago, Ill.

** NCAA Tournament, first round, BSU Pavilion, Boise, Idaho

c - capacity crowd

Home games in bold

Season Statistics

OVERALL: 18-11

HOME: 12-2

AWAY: 5-7

NEUTRAL: 1-2

| No. | Player | GP-GS | Min-Avg | FG-FGA | Pct | 3FG-FGA | Pct | FT-FTA | Pct | REBOUNDS | | PF-FO | A | TO | Blk | Stl | Pts | Avg | |
|------------------|-------------------|-----------|----------|-----------------|-------------|----------------|-------------|----------------|-------------|--------------------|-------------|---------------|------------|------------|-----------|------------|-------------|-------------|--|
| | | | | | | | | | | O-D-Tot | Avg | | | | | | | | |
| 32 | Boone, Roy | 29-29 | 900-31.0 | 121-294 | .412 | 42-127 | .331 | 88-118 | .746 | 19-101-120 | 4.1 | 67-1 | 59 | 68 | 12 | 36 | 372 | 12.8 | |
| 20 | Penney, Kirk | 29-22 | 824-28.4 | 108-245 | .441 | 70-162 | .432 | 40-56 | .714 | 12-76-88 | 3.0 | 45-0 | 32 | 44 | 5 | 17 | 326 | 11.2 | |
| 50 | Vershaw, Mark | 29-19 | 886-30.6 | 79-203 | .389 | 6-35 | .171 | 86-119 | .723 | 31-88-119 | 4.1 | 49-0 | 85 | 55 | 12 | 10 | 250 | 8.6 | |
| 15 | Kowske, Andy | 29-29 | 764-26.3 | 79-145 | .545 | 1-3 | .333 | 45-79 | .570 | 62-95-157 | 5.4 | 87-3 | 11 | 32 | 14 | 18 | 204 | 7.0 | |
| 5 | Linton, Maurice | 21-8 | 348-16.6 | 46-114 | .404 | 7-24 | .292 | 19-24 | .792 | 21-50-71 | 3.4 | 26-0 | 20 | 18 | 11 | 8 | 118 | 5.6 | |
| 22 | Kelley, Mike | 29-29 | 903-31.1 | 48-106 | .453 | 11-37 | .297 | 47-64 | .734 | 5-61-66 | 2.3 | 88-4 | 89 | 40 | 8 | 60 | 154 | 5.3 | |
| 14 | Bower, Ricky | 21-0 | 293-14.0 | 28-63 | .444 | 22-50 | .440 | 13-16 | .813 | 8-16-24 | 1.1 | 37-0 | 6 | 14 | 1 | 5 | 91 | 4.3 | |
| 40 | Wills, Charlie | 29-9 | 521-18.0 | 39-97 | .402 | 14-26 | .538 | 29-39 | .744 | 27-61-88 | 3.0 | 66-2 | 19 | 29 | 2 | 8 | 121 | 4.2 | |
| 2 | Davis, Travon | 21-0 | 259-12.3 | 15-46 | .326 | 0-8 | .000 | 17-30 | .567 | 3-30-33 | 1.6 | 24-0 | 28 | 20 | 0 | 8 | 47 | 2.2 | |
| 30 | Mader, Dave | 17-0 | 82-4.8 | 6-18 | .333 | 0-0 | .000 | 6-8 | .750 | 11-16-27 | 1.6 | 18-0 | 3 | 5 | 3 | 0 | 18 | 1.1 | |
| 24 | Owens, Freddie | 18-0 | 69-3.8 | 5-12 | .417 | 1-4 | .250 | 7-12 | .583 | 1-2-3 | 0.2 | 10-0 | 5 | 5 | 0 | 1 | 18 | 1.0 | |
| 13 | Ukawuba, Ike | 5-0 | 7-1.4 | 1-2 | .500 | 0-0 | .000 | 0-0 | .000 | 0-1-1 | 0.2 | 0-0 | 0 | 1 | 0 | 0 | 2 | 0.4 | |
| 21 | Grusczyński, Kyle | 6-0 | 10-1.7 | 0-2 | .000 | 0-0 | .000 | 2-3 | .667 | 0-2-2 | 0.3 | 2-0 | 0 | 0 | 0 | 0 | 2 | 0.3 | |
| 3 | Schmit, Pete | 5-0 | 9-1.8 | 0-2 | .000 | 0-1 | .000 | 0-0 | .000 | 0-0-0 | 0.0 | 1-0 | 1 | 0 | 0 | 1 | 0 | 0.0 | |
| TEAM | | | | | | | | | | 33-37-70 | 2.4 | 0-6 | | | | | | | |
| Total | | 29 | | 575-1349 | .426 | 174-477 | .365 | 399-568 | .702 | 233-636-869 | 30.0 | 520-10 | 358 | 337 | 68 | 172 | 1723 | 59.4 | |
| Opponents | | 29 | | 560-1364 | .411 | 158-485 | .326 | 363-514 | .706 | 231-627-858 | 29.6 | 559 | 286 | 367 | 89 | 138 | 1641 | 56.6 | |

| SCORE BY PERIODS | 1st | 2nd | OT | Total |
|------------------|-----|-----|----|-------|
| Wisconsin | 840 | 858 | 25 | 1723 |
| Opponents | 741 | 870 | 30 | 1641 |

| DEADBALL REBOUNDS | OFF | DEF | TOTAL |
|-------------------|-----|-----|-------|
| Wisconsin | 65 | 17 | 82 |
| Opponents | 71 | 18 | 89 |

BIG TEN: 9-7 (5TH)

HOME: 7-1

AWAY: 2-6

| No. | Player | GP-GS | Min-Avg | FG-FGA | Pct | 3FG-FGA | Pct | FT-FTA | Pct | REBOUNDS | | PF-FO | A | TO | Blk | Stl | Pts | Avg | |
|------------------|-------------------|-----------|----------|----------------|-------------|---------------|-------------|----------------|-------------|--------------------|-------------|--------------|------------|------------|-----------|-----------|------------|-------------|--|
| | | | | | | | | | | O-D-Tot | Avg | | | | | | | | |
| 32 | Boone, Roy | 16-16 | 509-31.8 | 66-172 | .384 | 23-73 | .315 | 51-64 | .797 | 7-57-64 | 4.0 | 37-1 | 39 | 30 | 10 | 18 | 206 | 12.9 | |
| 20 | Penney, Kirk | 16-10 | 450-28.1 | 65-134 | .485 | 44-92 | .478 | 30-38 | .789 | 3-40-43 | 2.7 | 26-0 | 15 | 21 | 3 | 9 | 204 | 12.8 | |
| 50 | Vershaw, Mark | 16-14 | 492-30.8 | 39-104 | .375 | 5-21 | .238 | 46-60 | .767 | 14-47-61 | 3.8 | 21-0 | 51 | 28 | 8 | 1 | 129 | 8.1 | |
| 5 | Linton, Maurice | 16-7 | 282-17.6 | 39-93 | .419 | 6-20 | .300 | 17-22 | .773 | 20-45-65 | 4.1 | 21-0 | 18 | 16 | 9 | 6 | 101 | 6.3 | |
| 15 | Kowske, Andy | 16-16 | 379-23.7 | 40-67 | .597 | 0-1 | .000 | 20-33 | .606 | 29-49-78 | 4.9 | 53-2 | 4 | 18 | 12 | 7 | 100 | 6.3 | |
| 22 | Kelley, Mike | 16-16 | 477-29.8 | 29-61 | .475 | 7-21 | .333 | 18-27 | .667 | 2-30-32 | 2.0 | 46-2 | 36 | 18 | 1 | 32 | 83 | 5.2 | |
| 40 | Wills, Charlie | 16-1 | 294-18.4 | 21-55 | .382 | 5-12 | .417 | 14-18 | .778 | 12-28-40 | 2.5 | 39-2 | 8 | 17 | 1 | 3 | 61 | 3.8 | |
| 14 | Bower, Ricky | 8-0 | 68-8.5 | 7-13 | .538 | 4-9 | .444 | 7-8 | .875 | 0-5-5 | 0.6 | 13-0 | 2 | 0 | 0 | 2 | 25 | 3.1 | |
| 2 | Davis, Travon | 16-0 | 189-11.8 | 9-33 | .273 | 0-7 | .000 | 11-24 | .458 | 3-22-25 | 1.6 | 18-0 | 21 | 8 | 0 | 7 | 29 | 1.8 | |
| 30 | Mader, Dave | 10-0 | 43-4.3 | 2-9 | .222 | 0-0 | .000 | 3-4 | .750 | 2-8-10 | 1.0 | 9-0 | 0 | 2 | 1 | 0 | 7 | 0.7 | |
| 13 | Ukawuba, Ike | 3-0 | 3-1.0 | 1-1 | 1.000 | 0-0 | .000 | 0-0 | .000 | 0-0-0 | 0.0 | 0-0 | 0 | 0 | 0 | 0 | 2 | 0.7 | |
| 21 | Grusczyński, Kyle | 4-0 | 7-1.8 | 0-1 | .000 | 0-0 | .000 | 2-2 | 1.000 | 0-2-2 | 0.5 | 1-0 | 0 | 0 | 0 | 0 | 2 | 0.5 | |
| 24 | Owens, Freddie | 10-0 | 27-2.7 | 2-6 | .333 | 0-1 | .000 | 0-1 | .000 | 0-2-2 | 0.2 | 2-0 | 1 | 3 | 0 | 0 | 4 | 0.4 | |
| 3 | Schmit, Pete | 3-0 | 5-1.7 | 0-1 | .000 | 0-1 | .000 | 0-0 | .000 | 0-0-0 | 0.0 | 0-0 | 1 | 0 | 0 | 1 | 0 | 0.0 | |
| TEAM | | | | | | | | | | 19-14-33 | 2.1 | | | | | | | | |
| Total | | 16 | | 320-750 | .427 | 94-258 | .364 | 219-301 | .728 | 111-349-460 | 28.8 | 286-7 | 196 | 165 | 45 | 86 | 953 | 59.6 | |
| Opponents | | 16 | | 310-748 | .414 | 82-262 | .313 | 204-291 | .701 | 130-366-496 | 31.0 | 310 | 160 | 204 | 52 | 59 | 906 | 56.6 | |



| SCORE BY PERIODS | 1st | 2nd | OT | Total |
|------------------|-----|-----|----|-------|
| Wisconsin | 460 | 491 | 2 | 953 |
| Opponents | 422 | 472 | 12 | 906 |

| DEADBALL REBOUNDS | OFF | DEF | TOTAL |
|-------------------|-----|-----|-------|
| Wisconsin | 27 | 10 | 37 |
| Opponents | 36 | 8 | 44 |

Individual Game-by-Game

(Points-Rebounds-Assists)

| | Roy Boone | Ricky Bower | Travon Davis | Kyle Grusczynski | Mike Kelley | Andy Kowske | Maurice Linton | Dave Mader | Freddie Owens | Kirk Penney | Pete Schmit | Ike Ukawuba | Mark Vershaw | Charlie Wills |
|-------------------|-----------|-------------|--------------|------------------|-------------|-------------|----------------|------------|---------------|-------------|-------------|-------------|--------------|---------------|
| at Tennessee | 12-1-2 | 3-2-0 | DNP | DNP | 2-7-4 | 21-6-1 | DNP | DNP | 5-1-1 | 0-6-0 | DNP | DNP | 8-6-2 | 5-4-0 |
| Northern Illinois | 13-6-2 | 0-2-1 | DNP | DNP | 17-1-4 | 3-8-0 | DNP | 7-8-2 | 2-0-1 | 15-5-2 | DNP | DNP | 6-1-4 | 5-2-1 |
| vs. Maryland | 11-4-1 | 9-2-0 | DNP | DNP | 5-6-12 | 6-6-0 | DNP | 0-5-0 | DNP | 18-2-1 | DNP | DNP | 14-4-4 | 15-4-0 |
| Xavier | 16-6-2 | 3-1-2 | DNP | 0-0-0 | 0-1-3 | 10-5-2 | DNP | 0-1-0 | 0-0-0 | 24-3-2 | 0-0-0 | 0-0-0 | 5-7-1 | 3-3-2 |
| at UW-Green Bay | 15-6-4 | 8-1-0 | DNP | DNP | 8-2-5 | 8-3-0 | DNP | 0-1-0 | 0-0-1 | 11-0-0 | DNP | DNP | 10-4-3 | 1-7-2 |
| Ohio | 17-3-4 | 0-0-0 | DNP | 0-0-0 | 10-3-3 | 9-11-1 | DNP | 4-1-0 | 6-0-1 | 13-6-2 | 0-0-0 | 0-1-0 | 3-4-2 | 3-0-1 |
| at Temple | 15-5-1 | 19-5-1 | DNP | DNP | 9-1-7 | 5-7-1 | DNP | DNP | DNP | 3-0-4 | DNP | DNP | 10-5-2 | 5-4-0 |
| UW-Milwaukee | 15-6-0 | 7-2-0 | DNP | DNP | 7-4-2 | 4-3-0 | DNP | DNP | 1-0-0 | 4-5-0 | DNP | DNP | 5-4-2 | 12-10-2 |
| at Marquette | 18-3-1 | 3-2-0 | 4-1-0 | DNP | 2-3-2 | 5-6-0 | 7-1-0 | DNP | 0-0-0 | 0-0-1 | DNP | DNP | 11-4-3 | 2-5-0 |
| South Florida | 18-7-2 | 0-0-0 | 0-0-2 | DNP | 3-1-4 | 9-10-1 | 8-4-1 | 0-0-0 | DNP | 11-2-2 | DNP | DNP | 14-8-3 | 0-2-1 |
| Indiana | 6-3-2 | DNP | 2-0-0 | DNP | 4-1-4 | 2-1-0 | 8-8-1 | 3-0-0 | DNP | 15-7-1 | DNP | DNP | 7-2-2 | 2-5-0 |
| at Minnesota | 3-1-3 | 0-0-0 | 3-2-1 | DNP | 9-3-2 | 2-9-0 | 19-10-0 | DNP | 0-0-0 | 4-1-1 | DNP | DNP | 8-3-1 | 1-1-1 |
| at Purdue | 22-6-0 | 2-2-0 | 4-1-3 | DNP | 5-1-2 | 5-4-0 | 7-5-2 | DNP | 0-0-0 | 9-5-0 | DNP | DNP | 9-3-5 | 4-2-2 |
| at Michigan State | 22-6-1 | DNP | 0-0-1 | DNP | 2-1-5 | 2-5-0 | 7-5-2 | 0-0-0 | 0-0-0 | 6-1-0 | DNP | DNP | 18-3-4 | 2-0-0 |
| Iowa | 18-2-0 | DNP | 4-1-4 | DNP | 2-1-3 | 4-2-0 | 7-5-0 | 0-0-0 | 0-0-0 | 10-1-1 | DNP | DNP | 18-8-2 | 4-2-0 |
| Ohio State | 13-6-1 | 5-0-0 | 2-2-1 | DNP | 3-1-2 | 4-2-0 | 8-6-0 | 2-1-0 | 0-0-0 | 10-2-1 | DNP | DNP | 8-5-3 | 2-4-0 |
| Penn State | 16-5-1 | 0-0-0 | 0-2-0 | DNP | 9-1-4 | 3-2-0 | 7-6-1 | 0-3-0 | DNP | 7-2-1 | DNP | DNP | 9-8-4 | 12-5-0 |
| Butler | 8-4-0 | 2-1-0 | 8-2-1 | DNP | 4-1-4 | 7-7-0 | 0-0-1 | 0-1-1 | 0-0-0 | 9-4-0 | DNP | DNP | 6-2-2 | 0-2-2 |
| at Michigan | 15-3-7 | 2-1-0 | 0-0-1 | 0-0-0 | 2-1-0 | 5-10-0 | 2-4-2 | 0-0-0 | 0-0-1 | 23-3-1 | 0-0-0 | 2-0-0 | 2-6-4 | 7-0-0 |
| Purdue | 20-3-1 | 10-2-1 | 3-4-6 | 0-2-0 | 2-2-0 | 14-10-1 | 0-1-0 | 0-0-0 | 0-1-0 | 17-2-0 | 0-0-0 | 0-0-0 | 7-5-0 | 0-1-0 |
| at Ohio State | 5-3-2 | 6-0-1 | 0-1-1 | DNP | 8-2-1 | 10-7-2 | 0-2-0 | DNP | DNP | 12-2-2 | DNP | DNP | 13-3-5 | 4-1-1 |
| at Illinois | 15-3-4 | DNP | 0-1-1 | DNP | 8-3-3 | 6-2-0 | 7-1-3 | 0-0-0 | DNP | 18-4-0 | DNP | DNP | 9-1-2 | 4-4-1 |
| Northwestern | 17-9-3 | DNP | 5-5-1 | 2-0-0 | 7-2-1 | 4-3-0 | 10-6-0 | 2-4-0 | 4-1-0 | 7-3-1 | 0-0-1 | 0-0-0 | 1-6-5 | 0-1-0 |
| Minnesota | 12-4-3 | DNP | 3-3-1 | DNP | 7-8-3 | 5-7-0 | 8-4-3 | DNP | 0-0-0 | 21-5-2 | DNP | DNP | 6-3-3 | 2-1-0 |
| at Indiana | 7-2-4 | DNP | 2-1-0 | 0-0-0 | 4-1-0 | 13-5-1 | 2-2-3 | 0-0-0 | 0-0-0 | 15-3-2 | DNP | DNP | 6-0-3 | 6-2-1 |
| Michigan State | 6-4-6 | DNP | 0-0-0 | DNP | 4-2-3 | 12-5-0 | 5-0-1 | DNP | DNP | 13-2-0 | DNP | DNP | 1-1-2 | 6-4-0 |
| at Iowa | 9-4-1 | 0-0-0 | 1-2-0 | DNP | 7-1-3 | 9-4-0 | 4-0-0 | DNP | DNP | 17-0-2 | DNP | DNP | 7-4-6 | 5-5-2 |
| vs. Indiana | 4-1-0 | 6-1-0 | 2-2-3 | DNP | 4-0-3 | 6-3-1 | 2-0-0 | DNP | DNP | 9-6-2 | DNP | DNP | 10-4-5 | 9-2-0 |
| vs. Georgia State | 4-4-1 | 6-0-0 | 4-3-1 | DNP | 0-4-0 | 11-4-0 | 0-1-0 | DNP | DNP | 5-6-1 | DNP | DNP | 19-5-1 | 0-3-0 |



Game-by-Game Statistics

| BADGER STARTERS | | FG-FGA | PCT. | 3P-3PA | PCT. | FT-FTA | PCT. | Reb. | | | | | Final Score | | | | |
|-------------------|-------------------------|--------|------|--------|------|--------|-------|----------|----|----|----|----|-------------|-----|-----|----|-------|
| | | | | | | | | O-D-T | PF | A | TO | BK | ST | 1st | 2nd | OT | Final |
| Wisconsin | Kel, Boo, Pen, Kow, Ver | 21-58 | .362 | 6-24 | .250 | 8-11 | .727 | 18-22-40 | 19 | 10 | 14 | 2 | 7 | 22 | 34 | -- | 56 |
| @ Tennessee | | 20-49 | .408 | 9-17 | .529 | 17-20 | .850 | 8-22-30 | 16 | 15 | 10 | 7 | 9 | 25 | 41 | -- | 66 |
| Wisconsin | Kel, Boo, Pen, Kow, Ver | 24-53 | .453 | 8-20 | .400 | 12-20 | .600 | 13-21-34 | 12 | 17 | 12 | 1 | 7 | 36 | 32 | -- | 68 |
| Northern Illinois | | 23-49 | .469 | 10-21 | .476 | 8-10 | .800 | 6-20-26 | 20 | 15 | 13 | 2 | 4 | 28 | 36 | -- | 64 |
| Wisconsin | Kel, Boo, Pen, Kow, Wil | 22-58 | .379 | 10-30 | .333 | 24-30 | .800 | 13-24-37 | 22 | 18 | 13 | 2 | 7 | 34 | 28 | 16 | 78 |
| vs. Maryland | | 25-56 | .446 | 5-14 | .357 | 20-29 | .690 | 10-23-33 | 22 | 12 | 12 | 2 | 7 | 37 | 25 | 13 | 75 |
| Wisconsin | Kel, Boo, Pen, Kow, Wil | 21-38 | .553 | 7-13 | .538 | 12-19 | .632 | 4-27-31 | 25 | 14 | 20 | 2 | 7 | 33 | 28 | -- | 61 |
| Xavier | | 12-44 | .273 | 4-20 | .200 | 18-27 | .667 | 9-15-22 | 21 | 5 | 15 | 1 | 9 | 27 | 19 | -- | 46 |
| Wisconsin | Kel, Boo, Pen, Kow, Wil | 21-36 | .583 | 5-10 | .500 | 14-15 | .933 | 3-22-25 | 20 | 15 | 15 | 3 | 3 | 33 | 28 | -- | 61 |
| @ UW-Green Bay | | 19-47 | .404 | 5-8 | .625 | 10-16 | .625 | 10-12-22 | 18 | 7 | 10 | 2 | 7 | 22 | 31 | -- | 53 |
| Wisconsin | Kel, Boo, Pen, Kow, Wil | 20-46 | .435 | 4-20 | .200 | 21-29 | .724 | 10-21-31 | 21 | 14 | 10 | 2 | 9 | 31 | 34 | -- | 65 |
| Ohio | | 14-42 | .333 | 6-17 | .353 | 12-17 | .706 | 9-22-31 | 25 | 6 | 18 | 1 | 6 | 23 | 23 | -- | 46 |
| Wisconsin | Kel, Boo, Pen, Kow, Wil | 19-44 | .432 | 14-28 | .500 | 14-19 | .737 | 12-19-31 | 11 | 16 | 10 | 1 | 6 | 26 | 40 | -- | 66 |
| @ Temple | | 22-47 | .468 | 9-25 | .360 | 5-8 | .625 | 8-16-24 | 17 | 10 | 11 | 2 | 5 | 25 | 33 | -- | 58 |
| Wisconsin | Kel, Boo, Pen, Kow, Wil | 14-35 | .400 | 4-7 | .571 | 23-32 | .719 | 8-27-35 | 15 | 6 | 16 | 2 | 5 | 30 | 25 | -- | 55 |
| UW-Milwaukee | | 16-51 | .314 | 9-30 | .300 | 6-8 | .750 | 6-17-23 | 25 | 9 | 9 | 3 | 3 | 25 | 22 | -- | 47 |
| Wisconsin | Kel, Boo, Pen, Kow, Wil | 14-35 | .400 | 4-16 | .250 | 20-29 | .690 | 8-18-26 | 19 | 7 | 16 | 1 | 10 | 26 | 26 | -- | 52 |
| @ Marquette | | 16-43 | .372 | 0-9 | .000 | 15-18 | .833 | 9-14-23 | 24 | 5 | 15 | 0 | 8 | 19 | 28 | -- | 47 |
| Wisconsin | Kel, Boo, Pen, Kow, Wil | 25-62 | .403 | 6-13 | .462 | 7-17 | .412 | 16-21-37 | 13 | 16 | 10 | 3 | 9 | 31 | 25 | 7 | 63 |
| South Florida | | 24-52 | .462 | 7-16 | .438 | 6-11 | .545 | 9-25-34 | 18 | 11 | 17 | 9 | 4 | 25 | 31 | 5 | 61 |
| Wisconsin | Kel, Boo, Pen, Kow, Wil | 17-42 | .405 | 3-12 | .250 | 12-14 | .857 | 1-26-27 | 20 | 10 | 10 | 4 | 4 | 19 | 30 | -- | 49 |
| Indiana | | 17-45 | .378 | 3-9 | .333 | 9-16 | .563 | 6-24-30 | 18 | 7 | 13 | 2 | 5 | 28 | 18 | -- | 46 |
| Wisconsin | Kel, Boo, Pen, Kow, Lin | 17-50 | .340 | 2-13 | .154 | 13-20 | .650 | 13-22-35 | 19 | 9 | 13 | 6 | 6 | 24 | 25 | -- | 49 |
| @ Minnesota | | 18-44 | .409 | 8-18 | .444 | 10-20 | .500 | 11-25-36 | 21 | 12 | 17 | 5 | 3 | 23 | 31 | -- | 54 |
| Wisconsin | Kel, Boo, Lin, Ver, Kow | 21-49 | .429 | 6-16 | .375 | 19-24 | .792 | 10-24-34 | 26 | 14 | 14 | 3 | 5 | 30 | 37 | -- | 67 |
| @ Purdue | | 24-48 | .500 | 4-12 | .333 | 21-29 | .724 | 5-21-26 | 23 | 9 | 12 | 3 | 6 | 30 | 43 | -- | 73 |
| Wisconsin | Kel, Boo, Lin, Ver, Kow | 22-50 | .440 | 8-18 | .444 | 7-10 | .700 | 5-17-22 | 18 | 13 | 10 | 3 | 2 | 31 | 26 | 2 | 59 |
| @ Michigan State | | 24-54 | .444 | 5-16 | .313 | 16-21 | .762 | 13-26-39 | 14 | 17 | 8 | 5 | 3 | 36 | 21 | 12 | 69 |
| Wisconsin | Kel, Boo, Lin, Ver, Kow | 16-40 | .400 | 6-17 | .353 | 29-35 | .829 | 3-23-26 | 20 | 10 | 5 | 2 | 7 | 25 | 42 | -- | 67 |
| Iowa | | 19-48 | .396 | 4-15 | .267 | 12-20 | .600 | 9-24-33 | 28 | 7 | 11 | 1 | 2 | 29 | 25 | -- | 54 |
| Wisconsin | Kel, Boo, Lin, Ver, Kow | 17-45 | .378 | 4-16 | .250 | 19-28 | .679 | 9-22-31 | 22 | 8 | 14 | 4 | 8 | 22 | 35 | -- | 57 |
| Ohio State | | 11-44 | .250 | 2-13 | .154 | 18-25 | .720 | 13-24-37 | 24 | 3 | 19 | 5 | 7 | 18 | 24 | -- | 42 |
| Wisconsin | Kel, Boo, Lin, Ver, Kow | 20-47 | .426 | 3-10 | .300 | 20-27 | .741 | 10-27-37 | 15 | 11 | 16 | 3 | 3 | 28 | 35 | -- | 63 |
| Penn State | | 21-53 | .396 | 5-22 | .227 | 11-13 | .846 | 7-21-28 | 24 | 6 | 13 | 3 | 4 | 26 | 32 | -- | 58 |
| Wisconsin | Kel, Boo, Lin, Ver, Kow | 17-38 | .447 | 4-10 | .400 | 6-16 | .375 | 4-21-25 | 16 | 11 | 11 | 4 | 3 | 20 | 24 | -- | 44 |
| Butler | | 20-42 | .476 | 7-17 | .412 | 11-16 | .688 | 3-22-25 | 13 | 9 | 7 | 3 | 8 | 20 | 38 | -- | 58 |
| Wisconsin | Kel, Boo, Pen, Ver, Kow | 23-60 | .383 | 8-21 | .381 | 6-9 | .667 | 13-20-33 | 17 | 16 | 6 | 2 | 7 | 29 | 31 | -- | 60 |
| @ Michigan | | 16-39 | .410 | 3-13 | .231 | 6-11 | .545 | 4-26-30 | 14 | 9 | 17 | 7 | 2 | 22 | 19 | -- | 41 |
| Wisconsin | Kel, Boo, Pen, Ver, Kow | 19-46 | .413 | 7-15 | .467 | 28-40 | .700 | 8-25-33 | 20 | 9 | 7 | 0 | 8 | 45 | 28 | -- | 73 |
| Purdue | | 17-48 | .354 | 6-21 | .286 | 14-22 | .636 | 11-24-35 | 28 | 8 | 14 | 5 | 1 | 17 | 37 | -- | 54 |
| Wisconsin | Kel, Boo, Pen, Ver, Kow | 20-46 | .435 | 9-22 | .409 | 9-12 | .750 | 5-19-24 | 22 | 15 | 8 | 2 | 5 | 35 | 23 | -- | 58 |
| @ Ohio State | | 22-43 | .512 | 3-11 | .273 | 16-25 | .640 | 5-24-29 | 16 | 14 | 8 | 1 | 2 | 30 | 33 | -- | 63 |
| Wisconsin | Kel, Boo, Pen, Ver, Kow | 23-42 | .548 | 9-17 | .529 | 12-18 | .667 | 3-17-20 | 23 | 14 | 14 | 4 | 5 | 35 | 32 | -- | 67 |
| @ Illinois | | 22-48 | .458 | 3-14 | .214 | 21-28 | .750 | 11-19-30 | 20 | 11 | 14 | 3 | 4 | 22 | 46 | -- | 68 |
| Wisconsin | Kel, Boo, Pen, Ver, Kow | 22-49 | .449 | 5-16 | .313 | 10-17 | .588 | 8-32-40 | 13 | 12 | 12 | 3 | 4 | 30 | 29 | -- | 59 |
| Northwestern | | 11-53 | .208 | 4-30 | .133 | 11-13 | .846 | 11-21-32 | 17 | 5 | 13 | 3 | 5 | 16 | 21 | -- | 37 |
| Wisconsin | Kel, Boo, Pen, Ver, Kow | 24-50 | .480 | 8-20 | .400 | 8-13 | .615 | 6-29-35 | 10 | 15 | 10 | 4 | 5 | 30 | 34 | -- | 64 |
| Minnesota | | 20-53 | .377 | 9-24 | .375 | 5-10 | .500 | 7-23-30 | 17 | 12 | 9 | 1 | 7 | 31 | 23 | -- | 54 |
| Wisconsin | Kel, Boo, Pen, Ver, Kow | 19-47 | .404 | 4-12 | .333 | 13-14 | .929 | 7-12-19 | 8 | 14 | 10 | 1 | 9 | 29 | 26 | -- | 55 |
| @ Indiana | | 33-47 | .702 | 14-19 | .737 | 5-5 | 1.000 | 2-22-24 | 15 | 23 | 11 | 4 | 3 | 38 | 47 | -- | 85 |
| Wisconsin | Kel, Boo, Lin, Ver, Kow | 18-42 | .429 | 7-17 | .412 | 4-7 | .571 | 6-16-22 | 13 | 12 | 10 | 2 | 4 | 20 | 27 | -- | 47 |
| Michigan State | | 18-41 | .439 | 4-9 | .444 | 11-14 | .786 | 10-21-31 | 13 | 9 | 13 | 4 | 3 | 28 | 23 | -- | 51 |
| Wisconsin | Kel, Boo, Pen, Ver, Kow | 22-45 | .489 | 5-16 | .313 | 10-13 | .769 | 4-17-21 | 20 | 14 | 6 | 1 | 4 | 28 | 31 | -- | 59 |
| @ Iowa | | 17-39 | .436 | 5-16 | .313 | 18-19 | .947 | 5-21-26 | 18 | 8 | 12 | 1 | 2 | 28 | 29 | -- | 57 |
| Wisconsin | Kel, Boo, Pen, Ver, Kow | 20-53 | .377 | 5-16 | .313 | 7-10 | .700 | 7-18-25 | 26 | 14 | 13 | 0 | 7 | 28 | 24 | -- | 52 |
| vs. Indiana | | 19-41 | .463 | 0-6 | .000 | 26-35 | .743 | 8-28-36 | 14 | 13 | 14 | 4 | 2 | 24 | 40 | -- | 64 |
| Wisconsin | Kel, Boo, Pen, Ver, Kow | 17-43 | .395 | 3-12 | .250 | 12-20 | .600 | 6-26-32 | 15 | 4 | 12 | 0 | 6 | 30 | 19 | -- | 49 |
| vs. Georgia State | | 20-53 | .377 | 5-23 | .217 | 5-8 | .625 | 8-25-33 | 16 | 9 | 12 | 1 | 7 | 19 | 31 | -- | 50 |

Team Highs & Lows

WISCONSIN HIGHS

Points: 78 vs. Maryland (11/29/00)
 Field Goals: 25 vs. South Florida (12/30/00)
 Field Goal Attempts: 62 vs. South Florida (12/30/00)
 Field Goal Pct.: .583 (21-36) at UW-Green Bay (12/6/00)
 3-Point Field Goals: 14 at Temple (12/14/00)
 3-Point Field Goal Attempts: 30 vs. Maryland (11/29/00)
 3-Point Field Goal Pct.: .571 (4-7) vs. UW-Milwaukee (12/16/00)
 Free Throws: 29 vs. Iowa (1/16/01)
 Free Throw Attempts: 40 vs. Purdue (2/7/01)
 Free Throw Pct.: .933 (14-15) at UW-Green Bay (12/6/00)
 Rebounds: 40 vs. Northwestern (2/18/01) and at Tennessee (11/21/00)
 Assists: 18 vs. Maryland (11/29/00)
 Steals: 10 at Marquette (12/23/00)
 Blocked Shots: 6 at Minnesota (1/6/00)
 Turnovers: 20 vs. Xavier (12/2/00)
 Fouls: 26 vs. Indiana (3/9/01) and at Purdue (1/10/01)

WISCONSIN LOWS

Points: 44 vs. Butler (1/30/01)
 Field Goals: 14 vs. UW-Milwaukee (12/16/00) and at Marquette (12/23/00)
 Field Goal Attempts: 35 vs. UW-Milwaukee (12/16/00) and at Marquette (12/23/00)
 Field Goal Pct.: .340 (17-50) at Minnesota (1/6/00)
 3-Point Field Goals: 2 at Minnesota (1/6/00)
 3-Point Field Goal Attempts: 7 vs. UW-Milwaukee (12/16/00)
 3-Point Field Goal Pct.: .154 (2-13) at Minnesota (1/6/00)
 Free Throws: 4 vs. Michigan State (2/27/01)
 Free Throw Attempts: 7 vs. Michigan State (2/27/01)
 Free Throw Pct.: .375 (6-16) vs. Butler (1/30/01)
 Rebounds: 19 at Indiana (2/24/01)
 Assists: 4 vs. Georgia State (03/15/01)
 Steals: 2 at Michigan State (1/13/01)
 Blocked Shots: 0 vs. Purdue (2/7/01), vs. Indiana (3/9/01) and vs. Georgia State (3/15/01)
 Turnovers: 5 vs. Iowa (1/16/01)
 Fouls: 8 at Indiana (2/24/01)

OPPONENT HIGHS

Points: 85 at Indiana (2/24/01)
 Field Goals: 33 at Indiana (2/24/01)
 Field Goals Attempts: 56 vs. Maryland (11/29/00)
 Field Goal Pct.: .702 (33-47) at Indiana (2/24/01)
 3-Point Field Goals: 14 at Indiana (2/24/01)
 3-Point Field Goal Attempts: 30 vs. Northwestern (2/18/01) and vs. UW-Milwaukee (12/16/00)
 3-Point Field Goal Pct.: .737 (14-19) at Indiana (2/24/01)
 Free Throws: 26 vs. Indiana (3/9/01)
 Free Throw Attempts: 35 vs. Indiana (3/9/01)
 Free Throw Pct.: 1.000 (5-5) at Indiana (2/24/01)
 Rebounds: 39 at Michigan State (1/13/01)
 Assists: 23 at Indiana (2/24/01)
 Steals: 9 vs. Xavier (12/2/00) and at Tennessee (11/21/00)
 Blocked Shots: 9 vs. South Florida (12/30/00)
 Turnovers: 19 vs. Ohio State (1/24/01)
 Fouls: 28 vs. Purdue (2/7/01) and vs. Iowa (1/16/01)

OPPONENT LOWS

Points: 37 vs. Northwestern (2/18/01)
 Field Goals: 11 vs. Ohio State (1/24/01) and vs. Northwestern (2/18/01)
 Field Goal Attempts: 39 at Michigan (2/3/01)
 Field Goal Pct.: .208 (11-53) vs. Northwestern (2/18/01)
 3-Point Field Goals: 0 at Marquette (12/23/00) and vs. Indiana (3/9/01)
 3-Point Field Goal Attempts: 6 vs. Indiana (3/9/01)
 3-Point Field Goal Pct.: .000 (0-9) at Marquette (12/23/00) and (0-6) vs. Indiana (3/9/01)
 Free Throws: 5 at Temple (12/14/00), vs. Minnesota (2/21/01), at Indiana (2/24/01) and vs. Georgia State (3/15/01)
 Free Throw Attempts: 5 at Indiana (2/24/01)
 Free Throw Pct.: .500 (5-10) vs. Minnesota (2/21/01) and (10-20) at Minnesota (1/6/00)
 Rebounds: 22 vs. Xavier (12/2/00) and at UW-Green Bay (12/6/00)
 Assists: 3 vs. Ohio State (1/24/01)
 Steals: 1 vs. Purdue (2/7/01)
 Blocked Shots: 0 at Marquette (12/23/00)
 Turnovers: 7 vs. Butler (1/30/01)

Individual Superlatives

| | WISCONSIN | OPPONENTS |
|--------------------------|--|--|
| Points | 24, Kirk Penney vs. Xavier (12.2.00) | 25, Jason Richardson, Michigan State (1.13.01) |
| Field Goals | 9, Kirk Penney vs. Xavier (12.2.00) | 9, Jason Richardson, Michigan State (1.13.01) |
| Field Goal Attempts | 19, Kirk Penney at Michigan (2.3.01) | 20, Kirk Haston, Indiana (1.4.01) |
| Field Goal Pct. (5 made) | .833 (5-6), Mike Kelley vs. Northern Illinois (11.25.00) .833 (5-6), Charlie Wills vs. Penn State (1.27.01) | 1.000 (8-8), Jared Jeffries, Indiana (2.24.01) |
| Three-point FG | 6, Ricky Bower at Temple (12.14.00) | 6, Tom Coverdale, Indiana (2.24.01) |
| Three-point FG Att. | 11, Kirk Penney vs. Maryland (11.29.00) 11, Ricky Bower at Temple (12.14.00) | 11, Lynn Greer, Temple (12.14.00) |
| 3-Point FG Pct. (3 made) | .800 (4-5), Kirk Penney vs. Xavier (12.2.00) | 1.000 (3-3), Shane Schilling, Minnesota (1.6.01) |
| Free Throws Made | 11, Mark Vershaw vs. Iowa (1.16.01) | 10, Jared Jeffries, Indiana (3.9.01) |
| Free Throw Attempts | 12, Mark Vershaw vs. Iowa (1.16.01) | 12, Jared Jeffries, Indiana (3.9.01) |
| Free Throw Pct. (6 made) | 1.000 (9-9), Roy Boone vs. Iowa (1.16.01) 1.000 (9-9), Roy Boone at Purdue (1.10.01) 1.000 (8-8), Mark Vershaw vs. Maryland (11.29.00) 1.000 (8-8), Mark Vershaw at Temple (12.14.00) | 1.000 (6-6), Dean Oliver, Iowa (3.3.01) 1.000 (6-6), Tom Coverdale, Indiana (3.9.01) |
| Rebounds | 11, Andy Kowske vs. Ohio (12.9.00) | 12, Dusty Rychart, Minnesota (2.21.01) |
| Assists | 12, Mike Kelley vs. Maryland (11.29.00) | 8, Tom Coverdale, Indiana (2.24.01) |
| Blocked Shots | 3, Maurice Linton vs. Indiana (1.4.01) | 8, Gerrick Morris, South Florida (12.30.00) |
| Steals | 5, Mike Kelley at Marquette (12.23.00) 5, Mike Kelley vs. South Florida (12.30.00) | 4, Willie Deane, Purdue (1.10.01) 4, Thomas Jackson, Butler (1.30.01) 4, Terrance Simmons, Minnesota (2.21.01) |
| Minutes Played | 45, Mike Kelley vs. Maryland (11.29.00) | 42, Jason Richardson, Michigan State (1.13.01) |

Season Boxscores

Tennessee 66 • Wisconsin 56

GAME 1 Nov. 21, 2000
Knoxville, Tenn.
Thompson-Boling Arena
Attend.: 15,169

| Wisconsin | MP | FG | 3P | FT | R | F | TP |
|---------------|------------|---------------|---------------|---------------|-----------|-----------|-----------|
| Penney | 33 | 0-13 | 0-9 | 0-0 | 6 | 0 | 0 |
| Vershaw | 32 | 4-10 | 0-3 | 0-0 | 6 | 3 | 8 |
| Kowske | 31 | 8-14 | 1-1 | 4-6 | 6 | 3 | 21 |
| Kelley | 40 | 1-3 | 0-0 | 0-0 | 7 | 4 | 2 |
| Boone | 22 | 4-11 | 2-5 | 2-3 | 1 | 3 | 12 |
| Bower | 18 | 1-3 | 1-3 | 0-0 | 2 | 1 | 3 |
| Owens | 8 | 1-1 | 1-1 | 2-2 | 1 | 2 | 5 |
| Wills | 16 | 2-3 | 1-2 | 0-0 | 4 | 3 | 5 |
| team | | | | | 7 | | |
| TOTALS | 200 | 21-58 | 6-24 | 8-11 | 40 | 19 | 56 |
| | | (.362) | (.250) | (.727) | | | |

Assists: 10 (Kelley 4, Boone 2, Vershaw 2, Owens 1, Kowske 1)
Turnovers: 14 (Boone 4, Vershaw 4, Bower 2, Penney 1, Kelley 1, Wills 1, Team 1)
Blocked Shots: 2 (Penney 1, Vershaw 1)
Steals: 7 (Kelley 3, Boone 2, Wills 1, Vershaw 1)

| Tennessee | MP | FG | 3P | FT | R | F | TP |
|---------------|------------|---------------|---------------|---------------|-----------|-----------|-----------|
| Yarbrough | 35 | 3-12 | 1-2 | 2-2 | 7 | 3 | 9 |
| Victor | 29 | 3-7 | 0-0 | 2-2 | 5 | 2 | 8 |
| Hathaway | 31 | 2-3 | 0-0 | 3-4 | 7 | 3 | 7 |
| Harris | 34 | 6-11 | 4-8 | 6-8 | 2 | 1 | 22 |
| Higgins | 32 | 3-6 | 3-4 | 0-0 | 0 | 0 | 9 |
| Haislip | 7 | 0-2 | 0-0 | 0-0 | 3 | 4 | 0 |
| Grindstaff | 6 | 0-0 | 0-0 | 0-0 | 0 | 0 | 0 |
| Woods | 4 | 0-1 | 0-1 | 0-0 | 0 | 0 | 0 |
| Slay | 13 | 1-5 | 0-1 | 4-4 | 2 | 2 | 6 |
| Walker | 9 | 2-2 | 1-1 | 0-0 | 0 | 1 | 5 |
| team | | | | | 4 | | |
| TOTALS | 200 | 20-49 | 9-17 | 17-20 | 30 | 16 | 66 |
| | | (.408) | (.529) | (.850) | | | |

Assists: 15 (Harris 6, Yarbrough 5, Higgins 3, Victor 1)
Turnovers: 10 (Hathaway 3, Victor 2, Harris 1, Higgins 1, Grindstaff 1, Slay 1, Walker 1)
Blocked Shots: 7 (Haislip 4, Hathaway 1, Slay 1, Walker 1)
Steals: 9 (Yarbrough 3, Victor 3, Harris 2, Higgins 1)

Halftime: Tennessee 25, Wisconsin 22
Officials: Burr, Hillary, Monje

Wisconsin 68 • N. Illinois 64

GAME 2 Nov. 25, 2000
Madison, Wis.
Kohl Center
Attend.: 15,918

| Wisconsin | MP | FG | 3P | FT | R | F | TP |
|---------------|------------|---------------|---------------|---------------|-----------|-----------|-----------|
| Kowske | 31 | 1-5 | 0-0 | 1-5 | 8 | 1 | 3 |
| Vershaw | 27 | 3-8 | 0-1 | 0-0 | 1 | 1 | 6 |
| Penney | 34 | 6-9 | 3-4 | 0-0 | 5 | 0 | 15 |
| Kelley | 35 | 5-6 | 3-4 | 4-6 | 1 | 4 | 17 |
| Boone | 33 | 3-10 | 1-5 | 6-7 | 6 | 2 | 13 |
| Bower | 13 | 0-4 | 0-4 | 0-0 | 2 | 1 | 0 |
| Owens | 4 | 1-3 | 0-1 | 0-0 | 0 | 0 | 2 |
| Mader | 10 | 3-5 | 0-0 | 1-2 | 8 | 0 | 7 |
| Wills | 13 | 2-3 | 1-1 | 0-0 | 2 | 3 | 5 |
| team | | | | | 1 | | |
| TOTALS | 200 | 24-53 | 8-20 | 12-20 | 34 | 12 | 68 |
| | | (.453) | (.400) | (.600) | | | |

Assists: 17 (Vershaw 4, Kelley 4, Penney 2, Boone 2, Mader 2, Bower 1, Owens 1, Wills 1)
Turnovers: 12 (Kelley 3, Boone 3, Penney 2, Kowske 1, Vershaw 1, Bower 1, Mader 1)
Blocked Shots: 1 (Mader 1)
Steals: 7 (Penney 2, Kelley 2, Boone 2, Vershaw 1)

| N. Illinois | MP | FG | 3P | FT | R | F | TP |
|---------------|------------|---------------|---------------|---------------|-----------|-----------|-----------|
| Determan | 17 | 0-2 | 0-0 | 1-2 | 3 | 4 | 1 |
| Rodgers | 35 | 8-17 | 3-7 | 3-3 | 9 | 3 | 22 |
| Nelson | 34 | 3-6 | 0-0 | 0-0 | 5 | 5 | 6 |
| Brown | 34 | 4-10 | 2-4 | 0-0 | 3 | 2 | 10 |
| Jankus | 24 | 0-2 | 0-2 | 0-0 | 1 | 2 | 0 |
| Thompson | 16 | 0-1 | 0-0 | 0-0 | 0 | 1 | 0 |
| Smallwood | 12 | 2-2 | 0-0 | 0-0 | 2 | 1 | 4 |
| Sewasciuk | 28 | 6-9 | 5-8 | 4-5 | 1 | 2 | 21 |
| team | | | | | 0 | | |
| TOTALS | 200 | 23-49 | 10-21 | 8-10 | 26 | 20 | 64 |
| | | (.469) | (.476) | (.800) | | | |

Assists: 15 (Jankus 5, Thompson 4, Rodgers 2, Brown 2, Sewasciuk 2)
Turnovers: 13 (Rodgers 4, Nelson 3, Brown 2, Jankus 2, Determan 1, Thompson 1)
Blocked Shots: 2 (Determan 1, Smallwood 1)
Steals: 4 (Jankus 2, Brown 1, Sewasciuk 1)

Halftime: Wisconsin 36, Northern Illinois 28
Officials: Hillary, Copenhaver, Mayborg

Wisconsin 78 • Maryland 75 OT

GAME 3 Nov. 29, 2000
Milwaukee, Wis.
Bradley Center
Attend.: 7,521

| Wisconsin | MP | FG | 3P | FT | R | F | TP |
|---------------|------------|---------------|---------------|---------------|-----------|-----------|-----------|
| Kowske | 23 | 2-8 | 0-0 | 2-2 | 6 | 4 | 6 |
| Wills | 28 | 4-6 | 2-2 | 5-6 | 4 | 3 | 15 |
| Penney | 37 | 6-15 | 4-11 | 2-4 | 2 | 4 | 18 |
| Kelley | 45 | 1-3 | 0-2 | 3-4 | 6 | 1 | 5 |
| Boone | 29 | 3-9 | 1-7 | 4-6 | 4 | 1 | 11 |
| Bower | 24 | 3-7 | 3-7 | 0-0 | 2 | 3 | 9 |
| Mader | 9 | 0-2 | 0-0 | 0-0 | 5 | 4 | 0 |
| Vershaw | 30 | 3-8 | 0-1 | 8-8 | 4 | 2 | 14 |
| team | | | | | 4 | | |
| TOTALS | 225 | 22-58 | 10-30 | 24-30 | 37 | 22 | 78 |
| | | (.379) | (.333) | (.800) | | | |

Assists: 18 (Kelley 12, Vershaw 4, Penney 1, Boone 1)
Turnovers: 13 (Boone 4, Penney 2, Bower 2, Vershaw 2, Wills 1, Kelley 1, Mader 1)
Blocked Shots: 2 (Kelley 2)
Steals: 7 (Kelley 3, Boone 3, Penney 1)

| Maryland | MP | FG | 3P | FT | R | F | TP |
|---------------|------------|---------------|---------------|---------------|-----------|-----------|-----------|
| Miller | 14 | 0-1 | 0-1 | 0-0 | 0 | 0 | 0 |
| Morris | 27 | 2-9 | 1-4 | 4-6 | 5 | 3 | 9 |
| Baxter | 31 | 5-8 | 0-0 | 3-7 | 1 | 3 | 13 |
| Dixon | 35 | 5-13 | 0-1 | 2-4 | 7 | 2 | 12 |
| Blake | 34 | 3-8 | 2-4 | 4-4 | 2 | 5 | 12 |
| Mouton | 27 | 6-9 | 0-1 | 2-2 | 3 | 3 | 14 |
| Nicholas | 21 | 1-3 | 1-2 | 5-6 | 5 | 0 | 8 |
| Mardesich | 13 | 1-1 | 0-0 | 0-0 | 2 | 2 | 2 |
| Holden | 23 | 2-4 | 1-1 | 0-0 | 2 | 4 | 5 |
| team | | | | | 6 | | |
| TOTALS | 225 | 25-56 | 5-14 | 20-29 | 33 | 22 | 75 |
| | | (.446) | (.357) | (.690) | | | |

Assists: 12 (Blake 7, Nicholas 2, Mardesich 1, Morris 1, Dixon 1)
Turnovers: 12 (Morris 2, Dixon 2, Blake 2, Holden 2, Miller 1, Baxter 1, Mouton 1, Nicholas 1)
Blocked Shots: 2 (Morris 2)
Steals: 7 (Miller 1, Morris 1, Baxter 1, Dixon 1, Blake 1, Nicholas 1, Holden 1)

Halftime: Maryland 37, Wisconsin 34
Regulation: Maryland 62, Wisconsin 62
Officials: Burr, Hillary, Welmer

Season Boxscores (cont.)

Wisconsin 61 • Xavier 46

GAME 4
Dec. 2, 2000
Madison, Wis.
Kohl Center
Attend.: 16,378

| Wisconsin | MP | FG | 3P | FT | R | F | TP |
|---------------|------------|---------------|---------------|---------------|-----------|-----------|-----------|
| Kowske | 24 | 3-5 | 0-0 | 4-6 | 5 | 4 | 10 |
| Wills | 20 | 1-3 | 1-3 | 0-0 | 3 | 4 | 3 |
| Penney | 34 | 9-13 | 4-5 | 2-2 | 3 | 3 | 24 |
| Kelley | 25 | 0-0 | 0-0 | 0-0 | 1 | 2 | 0 |
| Boone | 29 | 5-7 | 1-1 | 5-8 | 6 | 2 | 16 |
| Schmit | 2 | 0-0 | 0-0 | 0-0 | 0 | 1 | 0 |
| Ukawuba | 2 | 0-1 | 0-0 | 0-0 | 0 | 0 | 0 |
| Bower | 23 | 1-4 | 1-3 | 0-0 | 1 | 1 | 3 |
| Grusczyński | 1 | 0-0 | 0-0 | 0-1 | 0 | 0 | 0 |
| Owens | 6 | 0-0 | 0-0 | 0-0 | 0 | 3 | 0 |
| Mader | 6 | 0-1 | 0-0 | 0-0 | 1 | 3 | 0 |
| Vershaw | 28 | 2-4 | 0-1 | 1-2 | 7 | 2 | 5 |
| team | | | | | 4 | | |
| TOTALS | 200 | 21-38 | 7-13 | 12-19 | 31 | 25 | 61 |
| | | (.553) | (.538) | (.632) | | | |

Assists: 14 (Kelley 3, Kowske 2, Wills 2, Penney 2, Boone 2, Bower 2, Vershaw 1)

Turnovers: 20 (Boone 4, Vershaw 4, Kowske 2, Penney 2, Kelley 2, Bower 2, Owens 2, Wills 1, Ukawuba 1)

Blocked Shots: 2 (Kelley 1, Boone 1)

Steals: 7 (Kowske 2, Wills 2, Boone 1, Bower 1, Owens 1)

| Xavier | MP | FG | 3P | FT | R | F | TP |
|---------------|------------|---------------|---------------|---------------|-----------|-----------|-----------|
| Frey | 32 | 1-5 | 1-4 | 5-6 | 4 | 3 | 8 |
| Sato | 31 | 0-3 | 0-1 | 2-2 | 4 | 2 | 2 |
| West | 33 | 4-12 | 0-0 | 3-5 | 9 | 3 | 11 |
| Chalmers | 35 | 3-11 | 1-8 | 0-1 | 0 | 4 | 7 |
| McAfee | 28 | 3-8 | 2-6 | 4-6 | 3 | 3 | 12 |
| Nixon | 5 | 0-0 | 0-0 | 0-0 | 0 | 1 | 0 |
| Young | 13 | 0-1 | 0-1 | 2-5 | 0 | 1 | 2 |
| McIntosh | 1 | 0-0 | 0-0 | 0-0 | 0 | 0 | 0 |
| Brown | 12 | 1-3 | 0-0 | 0-0 | 0 | 3 | 2 |
| Butler | 10 | 0-1 | 0-0 | 2-2 | 0 | 1 | 2 |
| team | | | | | 2 | | |
| TOTALS | 200 | 12-44 | 4-20 | 18-27 | 22 | 21 | 46 |
| | | (.273) | (.200) | (.667) | | | |

Assists: 5 (Brown 2, Chalmers 1, McAfee 1, Young 1)

Turnovers: 15 (West 5, Chalmers 4, Butler 2, Team 2, Sato 1, Brown 1)

Blocked Shots: 1 (West 1)

Steals: 9 (West 3, Chalmers 2, Sato 1, Young 1, Brown 1, Butler 1)

Halftime: Wisconsin 33, Xavier 27

Officials: Sanzere, Bova, McDonald

Wisconsin 61 • UW-Green Bay 53

GAME 5
Dec. 6, 2000
Green Bay, Wis.
Brown County Arena
Attend.: 6,040

| Wisconsin | MP | FG | 3P | FT | R | F | TP |
|---------------|------------|---------------|---------------|---------------|-----------|-----------|-----------|
| Kowske | 27 | 4-7 | 0-0 | 0-0 | 3 | 5 | 8 |
| Wills | 22 | 0-1 | 0-0 | 1-2 | 7 | 3 | 1 |
| Penney | 32 | 4-6 | 3-4 | 0-0 | 0 | 2 | 11 |
| Kelley | 32 | 2-2 | 0-0 | 4-4 | 2 | 3 | 8 |
| Boone | 35 | 5-11 | 0-3 | 5-5 | 6 | 0 | 15 |
| Bower | 18 | 3-4 | 2-3 | 0-0 | 1 | 3 | 8 |
| Owens | 3 | 0-0 | 0-0 | 0-0 | 0 | 1 | 0 |
| Mader | 2 | 0-0 | 0-0 | 0-0 | 1 | 1 | 0 |
| Vershaw | 29 | 3-5 | 0-0 | 4-4 | 4 | 2 | 10 |
| team | | | | | 1 | | |
| TOTALS | 200 | 21-36 | 5-10 | 14-15 | 25 | 20 | 61 |
| | | (.583) | (.500) | (.933) | | | |

Assists: 15 (Kelley 5, Boone 4, Vershaw 3, Wills 2, Owens 1)

Turnovers: 15 (Penney 4, Boone 4, Kowske 2, Kelley 2, Vershaw 2, Mader 1)

Blocked Shots: 3 (Kowske 1, Kelley 1, Boone 1)

Steals: 3 (Penney 1, Boone 1, Bower 1)

| UWGB | MP | FG | 3P | FT | R | F | TP |
|---------------|------------|---------------|---------------|---------------|-----------|-----------|-----------|
| Mueller | 28 | 1-3 | 0-1 | 1-1 | 4 | 4 | 3 |
| King | 37 | 4-15 | 1-1 | 5-5 | 1 | 1 | 14 |
| Kraft | 24 | 2-7 | 0-2 | 2-2 | 1 | 1 | 6 |
| Sager | 34 | 8-12 | 2-2 | 0-0 | 5 | 4 | 18 |
| Jessup | 26 | 0-4 | 0-0 | 1-2 | 5 | 2 | 1 |
| Monfre | 11 | 1-3 | 0-0 | 0-0 | 0 | 0 | 2 |
| Blanks | 8 | 0-0 | 0-0 | 0-0 | 0 | 0 | 0 |
| Scheidt | 5 | 0-0 | 0-0 | 1-2 | 0 | 1 | 1 |
| Evans | 0+ | 0-0 | 0-0 | 0-0 | 0 | 2 | 0 |
| Collins | 8 | 1-1 | 0-0 | 0-4 | 0 | 0 | 2 |
| Shaw | 4 | 2-2 | 2-2 | 0-0 | 0 | 0 | 6 |
| Babcock | 12 | 0-0 | 0-0 | 0-0 | 1 | 3 | 0 |
| Hughes | 3 | 0-0 | 0-0 | 0-0 | 0 | 0 | 0 |
| team | | | | | 5 | | |
| TOTALS | 200 | 19-47 | 5-8 | 10-16 | 22 | 18 | 53 |
| | | (.404) | (.625) | (.625) | | | |

Assists: 7 (Monfre 3, Kraft 2, Jessup 1, Scheidt 1)

Turnovers: 10 (Jessup 3, Babcock 2, Mueller 1, King 1, Kraft 1, Blanks 1, Scheidt 1)

Blocked Shots: 2 (King 1, Jessup 1)

Steals: 7 (Mueller 3, Kraft 2, Sager 1, Jessup 1)

Halftime: Wisconsin 33, UW-Green Bay 22

Officials: Maybourg, Sanzere, Hartzell

Wisconsin 65 • Ohio 46

GAME 6
Dec. 9, 2000
Madison, Wis.
Kohl Center
Attend.: 16,190

| Wisconsin | MP | FG | 3P | FT | R | F | TP |
|---------------|------------|---------------|---------------|---------------|-----------|-----------|-----------|
| Kowske | 34 | 4-5 | 0-0 | 1-4 | 11 | 4 | 9 |
| Wills | 25 | 1-4 | 1-3 | 0-0 | 0 | 2 | 3 |
| Penney | 33 | 4-9 | 2-5 | 3-4 | 6 | 1 | 13 |
| Kelley | 25 | 2-6 | 0-4 | 6-7 | 3 | 3 | 10 |
| Boone | 33 | 6-10 | 1-4 | 4-4 | 3 | 4 | 17 |
| Schmit | 1 | 0-1 | 0-0 | 0-0 | 0 | 0 | 0 |
| Ukawuba | 1 | 0-0 | 0-0 | 0-0 | 1 | 0 | 0 |
| Bower | 13 | 0-3 | 0-2 | 0-0 | 0 | 3 | 0 |
| Grusczyński | 2 | 0-1 | 0-0 | 0-0 | 0 | 1 | 0 |
| Owens | 14 | 1-2 | 0-1 | 4-7 | 0 | 0 | 6 |
| Mader | 7 | 1-1 | 0-0 | 2-2 | 1 | 1 | 4 |
| Vershaw | 12 | 1-4 | 0-1 | 1-1 | 4 | 2 | 3 |
| team | | | | | 2 | | |
| TOTALS | 200 | 20-46 | 4-20 | 21-29 | 31 | 21 | 65 |
| | | (.435) | (.200) | (.724) | | | |

Assists: 14 (Boone 4, Kelley 3, Penney 2, Vershaw 2, Kowske 1, Wills 1, Owens 1)

Turnovers: 10 (Boone 3, Vershaw 3, Kowske 2, Wills 1, Bower 1)

Blocked Shots: 2 (Vershaw 2)

Steals: 9 (Kowske 4, Vershaw 2, Kelley 2, Boone 1)

| Ohio | MP | FG | 3P | FT | R | F | TP |
|---------------|------------|---------------|---------------|---------------|-----------|-----------|-----------|
| Esterkamp | 33 | 3-8 | 1-4 | 3-5 | 9 | 2 | 10 |
| Hunter | 33 | 2-9 | 0-0 | 0-1 | 8 | 2 | 4 |
| Flomo | 16 | 0-1 | 0-0 | 1-2 | 3 | 3 | 1 |
| Ford | 39 | 3-9 | 2-6 | 2-3 | 0 | 3 | 10 |
| Jones | 37 | 3-8 | 1-3 | 4-4 | 5 | 3 | 11 |
| Howell | 1 | 0-0 | 0-0 | 0-0 | 1 | 0 | 0 |
| Crawford | 4 | 0-1 | 0-1 | 0-0 | 0 | 1 | 0 |
| Harris | 1 | 0-0 | 0-0 | 2-2 | 0 | 0 | 2 |
| Stephens | 1 | 0-1 | 0-0 | 0-0 | 0 | 0 | 0 |
| Sanderson | 16 | 3-4 | 2-3 | 0-0 | 1 | 5 | 8 |
| McVicker | 10 | 0-0 | 0-0 | 0-0 | 3 | 4 | 0 |
| Liatsos | 9 | 0-1 | 0-0 | 0-0 | 0 | 2 | 0 |
| team | | | | | 1 | | |
| TOTALS | 200 | 14-42 | 6-17 | 12-17 | 31 | 25 | 46 |
| | | (.333) | (.353) | (.706) | | | |

Assists: 6 (Hunter 2, Esterkamp 1, Flomo 1, Ford 1, Jones 1)

Turnovers: 18 (Jones 6, Hunter 4, Esterkamp 3, McVicker 2, Flomo 1, Crawford 1, Sanderson 1)

Blocked Shots: 1 (Esterkamp 1)

Steals: 6 (Ford 3, Jones 2, Hunter 1)

Halftime: Wisconsin 31, Ohio 23

Officials: McDonald, Chrisman, Steed

Season Boxscores (cont.)

Wisconsin 66 • Temple 58

GAME 7
Dec. 14, 2000
Philadelphia, Pa.
Liacouras Center
Attend.: 6,287

| Wisconsin | MP | FG | 3P | FT | R | F | TP |
|---------------|------------|---------------|---------------|---------------|-----------|-----------|-----------|
| Kowske | 32 | 2-4 | 0-0 | 1-2 | 7 | 1 | 5 |
| Wills | 18 | 2-3 | 1-1 | 0-0 | 4 | 2 | 5 |
| Penney | 23 | 1-6 | 1-6 | 0-0 | 0 | 1 | 3 |
| Kelley | 34 | 2-2 | 1-1 | 4-4 | 1 | 3 | 9 |
| Boone | 35 | 5-11 | 5-8 | 0-3 | 5 | 1 | 15 |
| Bower | 28 | 6-11 | 6-11 | 1-2 | 5 | 1 | 19 |
| Vershaw | 30 | 1-7 | 0-1 | 8-8 | 5 | 2 | 10 |
| team | | | | | 4 | | |
| TOTALS | 200 | 19-44 | 14-28 | 14-19 | 31 | 11 | 66 |
| | | (.432) | (.500) | (.737) | | | |

Assists: 16 (Kelley 7, Penney 4, Vershaw 2, Kowske 1, Bower 1, Boone 1)

Turnovers: 10 (Kelley 3, Boone 3, Wills 2, Kowske 1, Bower 1)

Blocked Shots: 1 (Kelley 1)

Steals: 6 (Kowske 2, Wills 1, Kelley 1, Boone 1, Bower 1)

| Temple | MP | FG | 3P | FT | R | F | TP |
|---------------|------------|---------------|---------------|---------------|-----------|-----------|-----------|
| Wesby | 32 | 2-7 | 0-5 | 0-1 | 8 | 3 | 4 |
| Lyde | 35 | 3-5 | 0-0 | 0-0 | 4 | 4 | 6 |
| Rollerson | 21 | 3-3 | 0-0 | 0-0 | 3 | 2 | 6 |
| Greer | 40 | 5-14 | 4-11 | 2-2 | 2 | 2 | 16 |
| Hawkins | 38 | 4-9 | 1-2 | 2-3 | 5 | 4 | 11 |
| Blackshear | 20 | 5-9 | 4-7 | 1-2 | 0 | 1 | 15 |
| Jefferson | 9 | 0-0 | 0-0 | 0-0 | 0 | 1 | 0 |
| Cellou Barry | 5 | 0-0 | 0-0 | 0-0 | 0 | 0 | 0 |
| team | | | | | 2 | | |
| TOTALS | 200 | 22-47 | 9-25 | 5-8 | 24 | 17 | 58 |
| | | (.468) | (.360) | (.625) | | | |

Assists: 10 (Lyde 4, Wesby 2, Greer 2, Hawkins 2)

Turnovers: 11 (Greer 5, Hawkins 2, Wesby 1, Lyde 1, Rollerson 1, Jefferson 1)

Blocked Shots: 2 (Lyde 1, Rollerson 1)

Steals: 5 (Wesby 2, Lyde 1, Rollerson 1, Greer 1)

Halftime: Wisconsin 26, Temple 25

Officials: Gray, Sanzere, Clark

Wisconsin 55 • UW-Milw. 47

GAME 8
Dec. 16, 2000
Madison, Wis.
Kohl Center
Attend.: 16,354

| Wisconsin | MP | FG | 3P | FT | R | F | TP |
|---------------|------------|---------------|---------------|---------------|-----------|-----------|-----------|
| Kowske | 26 | 2-5 | 0-0 | 0-1 | 3 | 3 | 4 |
| Wills | 26 | 2-3 | 0-0 | 8-10 | 10 | 1 | 12 |
| Penney | 23 | 1-6 | 1-2 | 1-2 | 5 | 1 | 4 |
| Kelley | 31 | 1-4 | 0-0 | 5-6 | 4 | 3 | 7 |
| Boone | 34 | 4-7 | 2-3 | 5-6 | 6 | 1 | 15 |
| Bower | 26 | 2-3 | 1-2 | 2-2 | 2 | 1 | 7 |
| Owens | 7 | 0-0 | 0-0 | 1-2 | 0 | 2 | 1 |
| Vershaw | 27 | 2-7 | 0-0 | 1-3 | 4 | 3 | 5 |
| team | | | | | 1 | | |
| TOTALS | 200 | 14-35 | 4-7 | 23-32 | 35 | 15 | 55 |
| | | (.400) | (.571) | (.719) | | | |

Assists: 6 (Wills 2, Kelley 2, Vershaw 2)

Turnovers: 16 (Boone 4, Wills 3, Penney 3, Kelley 2, Bower 2, Kowske 1, Vershaw 1)

Blocked Shots: 2 (Kowske 1, Bower 1)

Steals: 5 (Kelley 3, Boone 2)

| UW-Milw. | MP | FG | 3P | FT | R | F | TP |
|---------------|------------|---------------|---------------|---------------|-----------|-----------|-----------|
| Tucker | 27 | 5-10 | 3-6 | 0-0 | 3 | 5 | 13 |
| Wright | 15 | 0-4 | 0-0 | 0-0 | 4 | 2 | 0 |
| Angeli | 22 | 0-1 | 0-0 | 0-0 | 3 | 4 | 0 |
| Kadima | 17 | 1-4 | 0-1 | 0-0 | 1 | 4 | 2 |
| Weisse | 35 | 1-9 | 1-9 | 0-0 | 0 | 4 | 3 |
| Jones | 20 | 1-7 | 1-6 | 3-4 | 1 | 1 | 6 |
| Frederick | 24 | 3-8 | 2-4 | 2-2 | 0 | 1 | 10 |
| Lettenberger | 25 | 4-7 | 2-4 | 0-1 | 7 | 3 | 10 |
| Page | 3 | 0-0 | 0-0 | 0-0 | 1 | 1 | 0 |
| Sowder | 12 | 1-1 | 0-0 | 1-1 | 2 | 0 | 3 |
| team | | | | | 1 | | |
| TOTALS | 200 | 16-51 | 9-30 | 6-8 | 23 | 25 | 47 |
| | | (.314) | (.300) | (.750) | | | |

Assists: 9 (Weisse 3, Lettenberger 2, Tucker 1, Angeli 1, Frederick 1, Sowder 1)

Turnovers: 9 (Tucker 2, Team 2, Wright 1, Angeli 1, Weisse 1, Jones 1, Frederick 1)

Blocked Shots: 3 (Tucker 1, Wright 1, Kadima 1)

Steals: 3 (Weisse 2, Lettenberger 1)

Halftime: Wisconsin 30, UW-Milwaukee 25

Officials: Anderson, Skiles, Memminger

Wisconsin 52 • Marquette 47

GAME 9
Dec. 23, 2000
Milwaukee, Wis.
Bradley Center
Attend.: 15,613

| Wisconsin | MP | FG | 3P | FT | R | F | TP |
|---------------|------------|---------------|---------------|---------------|-----------|-----------|-----------|
| Kowske | 35 | 1-2 | 0-0 | 3-4 | 6 | 2 | 5 |
| Boone | 29 | 6-9 | 3-5 | 3-4 | 3 | 2 | 18 |
| Wills | 14 | 1-3 | 0-0 | 0-0 | 5 | 0 | 2 |
| Penney | 17 | 0-6 | 0-6 | 0-3 | 0 | 2 | 0 |
| Kelley | 29 | 0-1 | 0-1 | 2-2 | 3 | 4 | 2 |
| Davis | 13 | 1-1 | 0-0 | 2-2 | 1 | 1 | 4 |
| Linton | 14 | 2-6 | 1-2 | 2-2 | 1 | 2 | 7 |
| Bower | 18 | 0-1 | 0-1 | 3-4 | 2 | 3 | 3 |
| Owens | 1 | 0-0 | 0-0 | 0-0 | 0 | 0 | 0 |
| Vershaw | 30 | 3-6 | 0-1 | 5-8 | 4 | 3 | 11 |
| team | | | | | 1 | | |
| TOTALS | 200 | 14-35 | 4-16 | 20-29 | 26 | 19 | 52 |
| | | (.400) | (.250) | (.690) | | | |

Assists: 7 (Vershaw 3, Kelley 2, Penney 1, Boone 1)

Turnovers: 16 (Kelley 3, Kowske 3, Boone 2, Penney 2, Vershaw 2, Wills 1, Davis 1, Linton 1, Bower 1)

Blocked Shots: 1 (Vershaw 1)

Steals: 10 (Kelley 5, Penney 2, Boone 1, Linton 1, Vershaw 1)

| Marquette | MP | FG | 3P | FT | R | F | TP |
|---------------|------------|---------------|---------------|---------------|-----------|-----------|-----------|
| Blankson | 28 | 2-8 | 0-1 | 3-4 | 6 | 5 | 7 |
| Nnamaka | 26 | 3-5 | 0-1 | 5-6 | 6 | 3 | 11 |
| Mueller | 9 | 0-0 | 0-0 | 0-0 | 0 | 1 | 0 |
| Henry | 28 | 3-5 | 0-2 | 3-4 | 4 | 2 | 9 |
| Wardle | 35 | 4-13 | 0-2 | 2-2 | 1 | 4 | 10 |
| Merritt | 28 | 2-6 | 0-0 | 2-2 | 2 | 2 | 6 |
| Barone | 19 | 1-3 | 0-2 | 0-0 | 2 | 1 | 2 |
| Diggs | 3 | 0-1 | 0-1 | 0-0 | 0 | 0 | 0 |
| Harris | 17 | 1-2 | 0-0 | 0-0 | 2 | 4 | 2 |
| Clausen | 7 | 0-0 | 0-0 | 0-0 | 0 | 2 | 0 |
| team | | | | | 0 | | |
| TOTALS | 200 | 16-43 | 0-9 | 15-18 | 23 | 24 | 47 |
| | | (.372) | (.000) | (.833) | | | |

Assists: 5 (Henry 1, Merritt 1, Wardle 1, Barone 1, Harris 1)

Turnovers: 15 (Nnamaka 5, Barone 3, Harris 2, Henry 2, Clausen 1, Merritt 1, Wardle 1)

Blocked Shots: 0

Steals: 8 (Merritt 2, Blankson 1, Nnamaka 1, Mueller 1, Henry 1, Wardle 1, Barone 1)

Halftime: Wisconsin 26, Marquette 19

Officials: Zetcher, Kennedy, Higgins

Season Boxscores (cont.)

Wisconsin 63 • S. Florida 61 OT

GAME 10 Dec. 30, 2000
Madison, Wis.
Kohl Center
Attend.: 17,142

| Wisconsin | MP | FG | 3P | FT | R | F | TP |
|---------------|------------|---------------|---------------|---------------|-----------|-----------|-----------|
| Kowske | 34 | 4-11 | 0-0 | 1-6 | 10 | 3 | 9 |
| Wills | 19 | 0-5 | 0-0 | 0-0 | 2 | 2 | 0 |
| Penney | 28 | 4-7 | 3-5 | 0-0 | 2 | 0 | 11 |
| Kelley | 42 | 1-4 | 0-0 | 1-3 | 1 | 1 | 3 |
| Boone | 33 | 7-18 | 2-6 | 2-2 | 7 | 4 | 18 |
| Davis | 9 | 0-2 | 0-0 | 0-0 | 0 | 0 | 0 |
| Linton | 21 | 4-6 | 0-0 | 0-0 | 4 | 1 | 8 |
| Bower | 3 | 0-0 | 0-0 | 0-0 | 0 | 1 | 0 |
| Mader | 1 | 0-0 | 0-0 | 0-0 | 0 | 0 | 0 |
| Vershaw | 35 | 5-9 | 1-2 | 3-6 | 8 | 1 | 14 |
| team | | | | | 3 | | |
| TOTALS | 225 | 25-62 | 6-13 | 7-17 | 37 | 13 | 63 |
| | | (.403) | (.462) | (.412) | | | |

Assists: 16 (Kelley 4, Vershaw 3, Penney 2, Boone 2, Davis 2, Kowske 1, Wills 1, Linton 1)

Turnovers: 10 (Boone 3, Penney 2, Vershaw 2, Davis 1, Kowske 1, Team 1)

Blocked Shots: 3 (Linton 2, Kelley 1)

Steals: 9 (Kelley 5, Boone 3, Penney 1)

| S. Florida | MP | FG | 3P | FT | R | F | TP |
|---------------|------------|---------------|---------------|---------------|-----------|-----------|-----------|
| Smith | 31 | 4-7 | 1-1 | 1-2 | 6 | 3 | 10 |
| Waldon | 38 | 8-16 | 4-5 | 1-2 | 8 | 3 | 21 |
| Morris | 34 | 0-0 | 0-0 | 1-2 | 4 | 3 | 1 |
| Sanders | 24 | 1-1 | 0-0 | 1-2 | 5 | 1 | 3 |
| Kohn | 36 | 3-11 | 2-9 | 0-0 | 2 | 2 | 8 |
| Green | 8 | 0-1 | 0-0 | 0-0 | 0 | 1 | 0 |
| Reeves | 8 | 0-1 | 0-0 | 0-0 | 2 | 1 | 0 |
| Asbury | 15 | 1-3 | 0-0 | 0-0 | 1 | 2 | 2 |
| Jackson | 31 | 7-12 | 0-1 | 2-3 | 3 | 2 | 16 |
| team | | | | | 3 | | |
| TOTALS | 225 | 24-52 | 7-16 | 6-11 | 34 | 18 | 61 |
| | | (.462) | (.438) | (.454) | | | |

Assists: 11 (Sanders 4, Waldon 2, Kohn 2, Morris 1, Asbury 1, Jackson 1)

Turnovers: 17 (Smith 4, Kohn 4, Jackson 3, Green 2, Waldon 2, Morris 1, Asbury 1)

Blocked Shots: 9 (Morris 8, Reeves 1)

Steals: 4 (Jackson 2, Kohn 1, Smith 1)

Halftime: Wisconsin 31, South Florida 25

Regulation: Wisconsin 56, South Florida 56

Officials: Welmer, Hillary, Blair

Wisconsin 49 • Indiana 46

GAME 11 Jan. 4, 2001
Madison, Wis.
Kohl Center
Attend.: 17,142

| Wisconsin | MP | FG | 3P | FT | R | F | TP |
|---------------|------------|---------------|---------------|---------------|-----------|-----------|-----------|
| Kowske | 21 | 0-2 | 0-0 | 2-2 | 1 | 4 | 2 |
| Wills | 29 | 1-4 | 0-0 | 0-0 | 5 | 4 | 2 |
| Penney | 35 | 6-10 | 3-7 | 0-0 | 7 | 1 | 15 |
| Kelley | 36 | 0-0 | 0-0 | 4-5 | 1 | 3 | 4 |
| Boone | 25 | 2-8 | 0-3 | 2-2 | 3 | 4 | 6 |
| Davis | 7 | 1-2 | 0-0 | 0-0 | 0 | 0 | 2 |
| Linton | 19 | 4-9 | 0-2 | 0-0 | 8 | 1 | 8 |
| Mader | 2 | 1-2 | 0-0 | 1-2 | 0 | 1 | 3 |
| Vershaw | 26 | 2-5 | 0-0 | 3-3 | 2 | 2 | 7 |
| team | | | | | 0 | | |
| TOTALS | 200 | 17-42 | 3-12 | 12-14 | 27 | 20 | 49 |
| | | (.405) | (.250) | (.857) | | | |

Assists: 10 (Kelley 4, Boone 2, Vershaw 2, Penney 1, Linton 1)

Turnovers: 10 (Kowske 3, Wills 2, Vershaw 2, Kelley 1, Boone 1, Linton 1)

Blocked Shots: 4 (Linton 3, Kowske 1)

Steals: 4 (Linton 2, Kelley 1, Boone 1)

| Indiana | MP | FG | 3P | FT | R | F | TP |
|---------------|------------|---------------|---------------|---------------|-----------|-----------|-----------|
| Jeffries | 30 | 5-10 | 0-0 | 0-0 | 1 | 4 | 10 |
| Fife | 32 | 0-3 | 0-3 | 0-0 | 6 | 3 | 0 |
| Haston | 36 | 8-20 | 1-1 | 2-4 | 10 | 2 | 19 |
| Coverdale | 28 | 0-3 | 0-1 | 0-0 | 3 | 5 | 0 |
| Owens | 18 | 0-1 | 0-0 | 2-4 | 2 | 1 | 2 |
| Moye | 1 | 0-0 | 0-0 | 0-0 | 0 | 0 | 0 |
| Hornsby | 21 | 2-5 | 2-4 | 0-0 | 0 | 0 | 6 |
| Odle | 9 | 0-0 | 0-0 | 2-4 | 3 | 0 | 2 |
| Newton | 25 | 2-3 | 0-0 | 3-4 | 5 | 3 | 7 |
| team | | | | | 0 | | |
| TOTALS | 200 | 17-45 | 3-9 | 9-16 | 30 | 18 | 46 |
| | | (.378) | (.333) | (.563) | | | |

Assists: 7 (Jeffries 3, Fife 1, Haston 1, Coverdale 1, Newton 1)

Turnovers: 13 (Coverdale 5, Haston 4, Owens 2, Jeffries 1, Newton 1)

Blocked Shots: 2 (Newton 2)

Steals: 5 (Haston 2, Jeffries 1, Fife 1, Newton 1)

Halftime: Indiana 28, Wisconsin 19

Officials: Hightower, Hartzell, Corbett

Minnesota 54 • Wisconsin 49

GAME 12 Jan. 6, 2001
Minneapolis, Minn.
Williams Arena
Attend.: 14,010

| Wisconsin | MP | FG | 3P | FT | R | F | TP |
|---------------|------------|---------------|---------------|---------------|-----------|-----------|-----------|
| Kowske | 22 | 1-4 | 0-0 | 0-0 | 9 | 3 | 2 |
| Linton | 33 | 8-15 | 1-1 | 2-3 | 10 | 2 | 19 |
| Penney | 25 | 2-5 | 0-3 | 0-0 | 1 | 2 | 4 |
| Kelley | 37 | 3-8 | 0-3 | 3-4 | 3 | 2 | 9 |
| Boone | 23 | 1-8 | 1-3 | 0-0 | 1 | 2 | 3 |
| Bower | 3 | 0-1 | 0-1 | 0-0 | 0 | 1 | 0 |
| Wills | 9 | 0-1 | 0-0 | 1-2 | 1 | 0 | 1 |
| Vershaw | 34 | 1-4 | 0-1 | 6-9 | 3 | 4 | 8 |
| Davis | 13 | 1-4 | 0-1 | 1-2 | 2 | 2 | 3 |
| Owens | 1 | 0-0 | 0-0 | 0-0 | 0 | 1 | 0 |
| team | | | | | 5 | | |
| TOTALS | 200 | 17-50 | 2-13 | 13-20 | 35 | 19 | 49 |
| | | (.340) | (.154) | (.650) | | | |

Assists: 9 (Boone 3, Kelley 2, Penney 1, Wills 1, Vershaw 1, Davis 1)

Turnovers: 13 (Linton 3, Kowske 2, Vershaw 2, Boone 2, Penney 1, Kelley 1, Wills 1, Team 1)

Blocked Shots: 6 (Kowske 2, Penney 1, Kelley 1, Boone 1, Vershaw 1)

Steals: 6 (Davis 3, Linton 2, Kelley 1)

| Minnesota | MP | FG | 3P | FT | R | F | TP |
|---------------|------------|---------------|---------------|---------------|-----------|-----------|-----------|
| Bickerstaff | 34 | 2-4 | 0-0 | 5-6 | 7 | 4 | 9 |
| Bauer | 27 | 4-7 | 3-5 | 0-0 | 8 | 4 | 11 |
| Rychart | 33 | 4-7 | 0-0 | 1-2 | 4 | 2 | 9 |
| Schilling | 24 | 4-5 | 3-3 | 1-4 | 2 | 1 | 12 |
| Simmons | 20 | 0-6 | 0-3 | 0-1 | 0 | 2 | 0 |
| Fleming | 14 | 1-4 | 1-3 | 0-0 | 2 | 0 | 3 |
| Wildenborg | 16 | 2-5 | 0-0 | 2-5 | 9 | 4 | 6 |
| Burleson | 22 | 1-5 | 1-4 | 1-2 | 1 | 3 | 4 |
| Bennett | 10 | 0-1 | 0-0 | 0-0 | 1 | 1 | 0 |
| team | | | | | 2 | | |
| TOTALS | 200 | 18-44 | 8-18 | 10-20 | 36 | 21 | 54 |
| | | (.409) | (.444) | (.500) | | | |

Assists: 12 (Burleson 4, Bauer 3, Bickerstaff 1, Rychart 1, Schilling 1, Simmons 1, Fleming 1)

Turnovers: 17 (Bauer 5, Bickerstaff 4, Schilling 4, Rychart 3, Simmons 1)

Blocked Shots: 5 (Schilling 3, Fleming 1, Burleson 1)

Steals: 3 (Bickerstaff 1, Bauer 1, Burleson 1)

Halftime: Wisconsin 24, Minnesota 23

Officials: Rucker, Janssen, Anderson

Season Boxscores (cont.)

Purdue 73 • Wisconsin 67

GAME 13 Jan. 10, 2001
West Lafayette, Ind.
Mackey Arena
Attend.: 13,735

| Wisconsin | MP | FG | 3P | FT | R | F | TP |
|---------------|------------|---------------|---------------|---------------|-----------|-----------|-----------|
| Linton | 18 | 2-4 | 1-2 | 2-2 | 5 | 4 | 7 |
| Kowske | 25 | 2-3 | 0-0 | 1-2 | 4 | 3 | 5 |
| Kelley | 24 | 2-6 | 0-1 | 1-2 | 1 | 5 | 5 |
| Boone | 33 | 6-11 | 1-2 | 9-9 | 6 | 5 | 22 |
| Vershaw | 36 | 3-8 | 1-2 | 2-4 | 3 | 1 | 9 |
| Davis | 17 | 2-6 | 0-2 | 0-0 | 1 | 1 | 4 |
| Bower | 10 | 0-1 | 0-1 | 2-2 | 2 | 2 | 2 |
| Penney | 20 | 3-7 | 3-6 | 0-1 | 5 | 3 | 9 |
| Owens | 1 | 0-0 | 0-0 | 0-0 | 0 | 0 | 0 |
| Wills | 16 | 1-3 | 0-0 | 2-2 | 4 | 2 | 4 |
| team | | | | | 3 | | |
| TOTALS | 200 | 21-49 | 6-16 | 19-24 | 34 | 26 | 67 |
| | | (.429) | (.375) | (.792) | | | |

Assists: 14 (Vershaw 5, Davis 3, Kelley 2, Linton 2, Wills 2)

Turnovers: 14 (Vershaw 3, Boone 3, Kelley 2, Linton 2, Wills 2, Davis 1, Penney 1)

Blocked Shots: 3 (Kowske 1, Boone 1, Wills 1)

Steals: 5 (Linton 1, Kowske 1, Kelley 1, Boone 1, Bower 1)

| Purdue | MP | FG | 3P | FT | R | F | TP |
|---------------|------------|---------------|---------------|---------------|-----------|-----------|-----------|
| Smith | 32 | 8-14 | 3-5 | 0-0 | 6 | 2 | 19 |
| Allison | 21 | 2-4 | 0-0 | 2-4 | 4 | 3 | 6 |
| Lewis | 18 | 2-5 | 0-2 | 2-2 | 0 | 3 | 6 |
| Lowe | 30 | 3-7 | 0-0 | 9-11 | 5 | 3 | 15 |
| Cunningham | 27 | 3-6 | 1-3 | 1-1 | 0 | 2 | 8 |
| Deane | 22 | 3-5 | 0-0 | 5-6 | 3 | 2 | 11 |
| Buscher | 19 | 1-2 | 0-0 | 0-0 | 1 | 3 | 2 |
| Parkinson | 13 | 0-0 | 0-0 | 1-3 | 2 | 1 | 1 |
| Marshall | 10 | 1-3 | 0-2 | 1-1 | 3 | 2 | 3 |
| Wetzel | 8 | 1-2 | 0-0 | 0-1 | 2 | 2 | 2 |
| team | | | | | 0 | | |
| TOTALS | 200 | 24-48 | 4-12 | 21-29 | 26 | 23 | 73 |
| | | (.500) | (.333) | (.724) | | | |

Assists: 9 (Cunningham 4, Lowe 2, Parkinson 2, Lewis 1)

Turnovers: 12 (Marshall 3, Lewis 3, Smith 2, Lowe 2, Cunningham 1, Deane 1)

Blocked Shots: 3 (Smith 1, Allison 1, Buscher 1)

Steals: 6 (Deane 4, Lowe 1, Parkinson 1)

Halftime: Wisconsin 30, Purdue 30

Officials: Gray, DeMato, Banks

Mich. St. 69 • Wisconsin 59 OT

GAME 14 Jan. 13, 2001
East Lansing, Mich.
Breslin Center
Attend.: 14,759

| Wisconsin | MP | FG | 3P | FT | R | F | TP |
|---------------|------------|---------------|---------------|---------------|-----------|-----------|-----------|
| Linton | 29 | 2-9 | 1-3 | 2-2 | 5 | 3 | 7 |
| Kowske | 35 | 1-2 | 0-0 | 0-1 | 5 | 2 | 2 |
| Vershaw | 40 | 8-11 | 2-3 | 0-0 | 3 | 3 | 18 |
| Kelley | 38 | 1-4 | 0-1 | 0-1 | 1 | 2 | 2 |
| Boone | 39 | 8-17 | 3-7 | 3-3 | 6 | 2 | 22 |
| Davis | 8 | 0-0 | 0-0 | 0-0 | 0 | 0 | 0 |
| Penney | 19 | 2-5 | 2-3 | 0-1 | 1 | 1 | 6 |
| Owens | 2 | 0-1 | 0-1 | 0-0 | 0 | 0 | 0 |
| Mader | 4 | 0-0 | 0-0 | 0-0 | 0 | 1 | 0 |
| Wills | 11 | 0-1 | 0-0 | 2-2 | 0 | 4 | 2 |
| team | | | | | 1 | | |
| TOTALS | 225 | 22-50 | 8-18 | 7-10 | 22 | 18 | 59 |
| | | (.440) | (.444) | (.700) | | | |

Assists: 13 (Kelley 5, Vershaw 4, Linton 2, Boone 1, Davis 1)

Turnovers: 10 (Vershaw 3, Boone 2, Kelley 1, Davis 1, Penney 1, Mader 1, Team 1)

Blocked Shots: 3 (Kowske 1, Boone 1, Vershaw 1)

Steals: 2 (Kelley 1, Davis 1)

| Mich. St. | MP | FG | 3P | FT | R | F | TP |
|---------------|------------|---------------|---------------|---------------|-----------|-----------|-----------|
| Richardson | 42 | 9-15 | 4-7 | 3-3 | 3 | 4 | 25 |
| Hutson | 38 | 4-8 | 0-0 | 2-2 | 9 | 2 | 10 |
| Randolph | 23 | 3-6 | 0-0 | 4-8 | 9 | 0 | 10 |
| Taylor | 31 | 2-7 | 0-2 | 2-2 | 1 | 1 | 6 |
| Bell | 39 | 3-12 | 1-6 | 3-4 | 2 | 1 | 10 |
| Thomas | 16 | 0-3 | 0-1 | 0-0 | 6 | 4 | 0 |
| Chappell | 7 | 1-1 | 0-0 | 0-0 | 1 | 0 | 2 |
| Anagonye | 23 | 2-2 | 0-0 | 2-2 | 4 | 2 | 6 |
| Ballinger | 6 | 0-0 | 0-0 | 0-0 | 0 | 0 | 0 |
| team | | | | | 4 | | |
| TOTALS | 225 | 24-54 | 5-16 | 16-21 | 39 | 14 | 69 |
| | | (.444) | (.313) | (.762) | | | |

Assists: 17 (Taylor 6, Richardson 4, Bell 4, Randolph 2, Thomas 1)

Turnovers: 8 (Bell 3, Hutson 1, Taylor 1, Chappell 1, Anagonye 1, Ballinger 1)

Blocked Shots: 5 (Richardson 2, Hutson 2, Bell 1)

Steals: 3 (Anagonye 2, Hutson 1)

Halftime: Michigan St. 36, Wisconsin 31

Regulation: Michigan St. 57, Wisconsin 57

Officials: Hillary, McDonald, Petro

Wisconsin 67 • Iowa 54

GAME 15 Jan. 16, 2001
Madison, Wis.
Kohl Center
Attend.: 17,142

| Wisconsin | MP | FG | 3P | FT | R | F | TP |
|---------------|------------|---------------|---------------|---------------|-----------|-----------|-----------|
| Linton | 16 | 3-7 | 1-1 | 0-0 | 5 | 1 | 7 |
| Kowske | 16 | 1-2 | 0-0 | 2-2 | 2 | 4 | 4 |
| Vershaw | 33 | 3-10 | 1-4 | 11-12 | 8 | 2 | 18 |
| Kelley | 26 | 0-1 | 0-0 | 2-2 | 1 | 3 | 2 |
| Boone | 33 | 4-8 | 1-4 | 9-9 | 2 | 2 | 18 |
| Davis | 22 | 1-2 | 0-1 | 2-6 | 1 | 2 | 4 |
| Penney | 22 | 3-6 | 2-5 | 2-2 | 1 | 1 | 10 |
| Owens | 1 | 0-0 | 0-0 | 0-0 | 0 | 0 | 0 |
| Mader | 2 | 0-0 | 0-0 | 0-0 | 0 | 0 | 0 |
| Wills | 29 | 1-4 | 1-2 | 1-2 | 2 | 5 | 4 |
| team | | | | | 4 | | |
| TOTALS | 200 | 16-40 | 6-17 | 29-35 | 26 | 20 | 67 |
| | | (.400) | (.353) | (.829) | | | |

Assists: 10 (Davis 4, Kelley 3, Vershaw 2, Penney 1)

Turnovers: 5 (Kelley 3, Linton 1, Boone 1)

Blocked Shots: 2 (Vershaw 1, Boone 1)

Steals: 7 (Davis 3, Kelley 2, Boone 2)

| Iowa | MP | FG | 3P | FT | R | F | TP |
|---------------|------------|---------------|---------------|---------------|-----------|-----------|-----------|
| Henderson | 20 | 3-5 | 0-0 | 0-0 | 3 | 3 | 6 |
| Evans | 34 | 3-6 | 0-0 | 4-6 | 9 | 2 | 10 |
| Reiner | 20 | 2-3 | 0-0 | 2-3 | 4 | 1 | 6 |
| Oliver | 36 | 3-12 | 1-5 | 0-2 | 4 | 4 | 7 |
| Recker | 34 | 2-9 | 0-3 | 2-4 | 6 | 4 | 6 |
| Hogan | 18 | 0-3 | 0-2 | 2-2 | 1 | 2 | 2 |
| Worley | 16 | 2-3 | 0-0 | 0-0 | 1 | 5 | 4 |
| Boyd | 7 | 3-4 | 3-4 | 0-0 | 1 | 3 | 9 |
| Thompson | 4 | 0-1 | 0-1 | 2-3 | 1 | 0 | 2 |
| Smith | 1 | 0-0 | 0-0 | 0-0 | 0 | 0 | 0 |
| Scott | 6 | 0-0 | 0-0 | 0-0 | 1 | 2 | 0 |
| Sonderleiter | 4 | 1-2 | 0-0 | 0-0 | 0 | 2 | 2 |
| team | | | | | 2 | | |
| TOTALS | 200 | 19-48 | 4-15 | 12-20 | 33 | 28 | 54 |
| | | (.396) | (.267) | (.600) | | | |

Assists: 7 (Evans 3, Recker 3, Henderson 1)

Turnovers: 11 (Henderson 3, Hogan 2, Boyd 2, Reiner 1, Oliver 1, Recker 1, Worley 1)

Blocked Shots: 1 (Evans 1)

Steals: 2 (Evans 1, Oliver 1)

Halftime: Iowa 29, Wisconsin 25

Officials: Hightower, Welmer, O'Neill

Season Boxscores (cont.)

Wisconsin 57 • Ohio State 42

GAME 16
Jan. 24, 2001
Madison, Wis.
Kohl Center
Attend.: 17,142

| Wisconsin | MP | FG | 3P | FT | R | F | TP |
|---------------|------------|---------------|---------------|---------------|-----------|-----------|-----------|
| Linton | 18 | 2-5 | 1-3 | 3-4 | 6 | 1 | 8 |
| Kowske | 10 | 2-2 | 0-0 | 0-0 | 2 | 4 | 4 |
| Vershaw | 36 | 2-7 | 0-0 | 4-5 | 5 | 1 | 8 |
| Kelley | 20 | 1-3 | 0-0 | 1-4 | 1 | 4 | 3 |
| Boone | 33 | 4-13 | 0-4 | 5-7 | 6 | 3 | 13 |
| Davis | 17 | 0-1 | 0-1 | 2-4 | 2 | 3 | 2 |
| Bower | 14 | 2-2 | 1-1 | 0-0 | 0 | 1 | 5 |
| Penney | 28 | 3-6 | 2-5 | 2-2 | 2 | 1 | 10 |
| Owens | 1 | 0-0 | 0-0 | 0-0 | 0 | 0 | 0 |
| Mader | 8 | 0-0 | 0-0 | 2-2 | 1 | 3 | 2 |
| Wills | 15 | 1-6 | 0-2 | 0-0 | 4 | 1 | 2 |
| team | | | | | | | 2 |
| TOTALS | 200 | 17-45 | 4-16 | 19-28 | 31 | 22 | 57 |
| | | (.378) | (.250) | (.679) | | | |

Assists: 8 (Vershaw 3, Kelley 2, Penney 1, Boone 1, Davis 1)

Turnovers: 14 (Kelley 3, Vershaw 2, Kowkse 2, Davis 2, Penney 2, Linton 1, Owens 1, Wills 1)

Blocked Shots: 4 (Boone 2, Linton 1, Kowske 1)

Steals: 8 (Kelley 4, Boone 1, Kowske 1, Vershaw 1, Bower 1)

| Ohio State | MP | FG | 3P | FT | R | F | TP |
|---------------|------------|---------------|---------------|---------------|-----------|-----------|-----------|
| Williams | 23 | 2-4 | 0-0 | 3-4 | 6 | 4 | 7 |
| Johnson | 33 | 1-5 | 0-0 | 0-0 | 10 | 3 | 2 |
| Connolly | 21 | 1-4 | 1-1 | 2-2 | 1 | 2 | 5 |
| Brown | 40 | 3-15 | 0-5 | 8-11 | 7 | 1 | 14 |
| Savovic | 36 | 0-4 | 0-2 | 2-2 | 6 | 4 | 2 |
| Darby | 22 | 1-8 | 1-5 | 2-4 | 1 | 5 | 5 |
| Radonovic | 6 | 1-2 | 0-0 | 0-0 | 1 | 2 | 2 |
| Heflin | 1 | 0-0 | 0-0 | 0-0 | 0 | 0 | 0 |
| Dudley | 15 | 2-2 | 0-0 | 1-2 | 3 | 2 | 5 |
| Martin | 3 | 0-0 | 0-0 | 0-0 | 0 | 0 | 0 |
| team | | | | | | | 2 |
| TOTALS | 200 | 11-44 | 2-13 | 18-25 | 37 | 24 | 42 |
| | | (.250) | (.154) | (.720) | | | |

Assists: 3 (Brown 2, Savovic 1)

Turnovers: 19 (Johnson 4, Connolly 3, Brown 3, Savovic 3, Williams 2, Darby 2, Dudley 1, Martin 1)

Blocked Shots: 5 (Johnson 3, Brown 1, Dudley 1)

Steals: 7 (Williams 2, Connolly 2, Savovic 2, Brown 1)

Halftime: Wisconsin 22, Ohio State 18

Officials: Hillary, Petro, Greenwood

Wisconsin 63 • Penn State 58

GAME 17
Jan. 27, 2001
Madison, Wis.
Kohl Center
Attend.: 17,142

| Wisconsin | MP | FG | 3P | FT | R | F | TP |
|---------------|------------|---------------|---------------|---------------|-----------|-----------|-----------|
| Linton | 20 | 1-5 | 0-0 | 5-6 | 6 | 3 | 7 |
| Kowske | 17 | 1-2 | 0-0 | 1-2 | 2 | 4 | 3 |
| Vershaw | 36 | 3-6 | 0-0 | 3-5 | 8 | 1 | 9 |
| Kelley | 30 | 3-7 | 1-3 | 2-2 | 1 | 2 | 9 |
| Boone | 37 | 4-10 | 1-3 | 7-9 | 5 | 1 | 16 |
| Davis | 10 | 0-2 | 0-0 | 0-0 | 2 | 1 | 0 |
| Bower | 2 | 0-0 | 0-0 | 0-0 | 0 | 0 | 0 |
| Penney | 21 | 3-7 | 1-4 | 0-0 | 2 | 0 | 7 |
| Mader | 3 | 0-2 | 0-0 | 0-0 | 3 | 1 | 0 |
| Wills | 24 | 5-6 | 0-0 | 2-3 | 5 | 2 | 12 |
| team | | | | | | | 3 |
| TOTALS | 200 | 20-47 | 3-10 | 20-27 | 37 | 15 | 63 |
| | | (.426) | (.300) | (.741) | | | |

Assists: 11 (Vershaw 4, Kelley 4, Linton 1, Boone 1, Penney 1)

Turnovers: 16 (Vershaw 4, Kowske 3, Kelley 2, Boone 2, Penney 2, Wills 2, Team 1)

Blocked Shots: 3 (Kowske 1, Boone 1, Penney 1)

Steals: 3 (Linton 1, Kowske 1, Kelley 1)

| Penn St. | MP | FG | 3P | FT | R | F | TP |
|---------------|------------|---------------|---------------|---------------|-----------|-----------|-----------|
| Cline-Heard | 38 | 5-9 | 0-0 | 5-6 | 10 | 3 | 15 |
| Smith | 28 | 1-3 | 0-1 | 0-1 | 2 | 3 | 2 |
| Crispin, Joe | 33 | 5-18 | 2-10 | 1-1 | 2 | 3 | 13 |
| Crispin, Jon | 33 | 1-3 | 0-1 | 0-0 | 3 | 0 | 2 |
| Ivory | 29 | 6-14 | 3-9 | 5-5 | 5 | 4 | 20 |
| Tate | 4 | 0-0 | 0-0 | 0-0 | 0 | 2 | 0 |
| Watkins | 8 | 0-1 | 0-0 | 0-0 | 1 | 4 | 0 |
| Chambliss | 10 | 0-2 | 0-1 | 0-0 | 1 | 2 | 0 |
| Bekale | 1 | 0-0 | 0-0 | 0-0 | 0 | 1 | 0 |
| Banta | 14 | 2-2 | 0-0 | 0-0 | 0 | 1 | 4 |
| Egekeze | 1 | 1-1 | 0-0 | 0-0 | 2 | 0 | 2 |
| Witkowsky | 1 | 0-0 | 0-0 | 0-0 | 0 | 1 | 0 |
| team | | | | | | | 2 |
| TOTALS | 200 | 21-53 | 5-22 | 11-13 | 28 | 24 | 58 |
| | | (.396) | (.227) | (.846) | | | |

Assists: 6 (Crispin, Joe 2, Crispin, Jon 2, Watkins 1, Chambliss 1)

Turnovers: 13 (Ivory 3, Cline-Heard 2, Crispin, Joe 2, Watkins 2, Crispin, Jon 1, Banta 1, Witkowsky 1, Team 1)

Blocked Shots: 3 (Cline-Heard 2, Banta 1)

Steals: 4 (Ivory 3, Cline-Heard 1)

Halftime: Wisconsin 28, Penn State 26

Officials: Hightower, O'Neill, Steed

Butler 58 • Wisconsin 44

GAME 18
Jan. 30, 2001
Madison, Wis.
Kohl Center
Attend.: 16,233

| Wisconsin | MP | FG | 3P | FT | R | F | TP |
|---------------|------------|---------------|---------------|---------------|-----------|-----------|-----------|
| Linton | 16 | 0-2 | 0-0 | 0-0 | 0 | 1 | 0 |
| Kowske | 24 | 3-4 | 0-0 | 1-2 | 7 | 0 | 7 |
| Vershaw | 34 | 3-8 | 0-1 | 0-4 | 2 | 2 | 6 |
| Kelley | 28 | 2-2 | 0-0 | 0-1 | 1 | 5 | 4 |
| Boone | 29 | 3-7 | 1-4 | 1-5 | 4 | 3 | 8 |
| Davis | 19 | 2-3 | 0-0 | 4-4 | 2 | 3 | 8 |
| Bower | 11 | 1-4 | 0-1 | 0-0 | 1 | 1 | 2 |
| Penney | 22 | 3-5 | 3-4 | 0-0 | 4 | 1 | 9 |
| Owens | 1 | 0-0 | 0-0 | 0-0 | 0 | 0 | 0 |
| Mader | 4 | 0-0 | 0-0 | 0-0 | 1 | 0 | 0 |
| Wills | 13 | 0-3 | 0-0 | 0-0 | 2 | 0 | 0 |
| team | | | | | | | 1 |
| TOTALS | 200 | 17-38 | 4-10 | 6-16 | 25 | 16 | 44 |
| | | (.447) | (.400) | (.375) | | | |

Assists: 11 (Kelley 4, Vershaw 2, Wills 2, Linton 1, Davis 1, Mader 1)

Turnovers: 11 (Davis 4, Vershaw 3, Kelley 2, Boone 1, Bower 1)

Blocked Shots: 4 (Kelley 1, Penney 1, Mader 1, Wills 1)

Steals: 3 (Kowske 2, Linton 1)

| Butler | MP | FG | 3P | FT | R | F | TP |
|---------------|------------|---------------|---------------|---------------|-----------|-----------|-----------|
| Cornette | 29 | 3-3 | 0-0 | 1-2 | 6 | 2 | 7 |
| Hainje | 36 | 3-5 | 0-0 | 0-0 | 2 | 2 | 6 |
| Miller | 33 | 4-9 | 4-7 | 5-6 | 4 | 2 | 17 |
| Jackson | 34 | 5-8 | 1-3 | 3-6 | 2 | 2 | 14 |
| Jordan | 35 | 2-10 | 1-4 | 2-2 | 5 | 2 | 7 |
| Archey | 10 | 1-3 | 1-3 | 0-0 | 0 | 1 | 3 |
| Walls | 8 | 1-1 | 0-0 | 0-0 | 3 | 1 | 2 |
| Robisch | 15 | 1-3 | 0-0 | 0-0 | 3 | 1 | 2 |
| team | | | | | | | 0 |
| TOTALS | 200 | 20-42 | 7-17 | 11-16 | 25 | 13 | 58 |
| | | (.476) | (.412) | (.688) | | | |

Assists: 9 (Jackson 6, Miller 2, Jordan 1)

Turnovers: 7 (Cornette 2, Jordan 2, Hainje 1, Jackson 1, Team 1)

Blocked Shots: 3 (Cornette 2, Jordan 1)

Steals: 8 (Jackson 4, Cornette 1, Hainje 1, Jordan 1, Robisch 1)

Halftime: Wisconsin 20, Butler 20

Officials: Welmer, Gray, Greenwood

Season Boxscores (cont.)

Wisconsin 60 • Michigan 41

GAME 19 Feb. 3, 2001
Ann Arbor, Mich.
Crisler Arena
Attend.: 13,509

| Wisconsin | MP | FG | 3P | FT | R | F | TP |
|---------------|------------|---------------|---------------|---------------|-----------|-----------|-----------|
| Kowske | 30 | 2-7 | 0-0 | 1-2 | 10 | 3 | 5 |
| Vershaw | 28 | 1-5 | 0-1 | 0-0 | 6 | 2 | 2 |
| Penney | 32 | 7-19 | 4-9 | 5-5 | 3 | 2 | 23 |
| Kelley | 32 | 1-4 | 0-1 | 0-1 | 1 | 3 | 2 |
| Boone | 29 | 6-13 | 3-7 | 0-1 | 3 | 3 | 15 |
| Davis | 7 | 0-0 | 0-0 | 0-0 | 0 | 0 | 0 |
| Schmit | 1 | 0-0 | 0-0 | 0-0 | 0 | 0 | 0 |
| Linton | 14 | 1-4 | 0-1 | 0-0 | 4 | 1 | 2 |
| Ukawuba | 1 | 1-1 | 0-0 | 0-0 | 0 | 0 | 2 |
| Bower | 6 | 1-2 | 0-1 | 0-0 | 1 | 0 | 2 |
| Grusczyński | 1 | 0-1 | 0-0 | 0-0 | 0 | 0 | 0 |
| Owens | 1 | 0-0 | 0-0 | 0-0 | 0 | 0 | 0 |
| Mader | 1 | 0-0 | 0-0 | 0-0 | 0 | 0 | 0 |
| Wills | 17 | 3-4 | 1-1 | 0-0 | 0 | 3 | 7 |
| team | | | | | 5 | | |
| TOTALS | 200 | 23-60 | 8-21 | 6-9 | 33 | 17 | 60 |
| | | (.383) | (.381) | (.667) | | | |

Assists: 16 (Boone 7, Vershaw 4, Linton 2, Penney 1, Davis 1, Owens 1)

Turnovers: 6 (Kowske 2, Boone 2, Linton 1, Wills 1)

Blocked Shots: 2 (Vershaw 1, Boone 1)

Steals: 7 (Kelley 4, Boone 2, Kowske 1)

| Michigan | MP | FG | 3P | FT | R | F | TP |
|---------------|------------|---------------|---------------|---------------|-----------|-----------|-----------|
| Asselin | 29 | 0-3 | 0-0 | 0-1 | 9 | 2 | 0 |
| Blanchard | 32 | 4-9 | 2-4 | 0-0 | 1 | 4 | 10 |
| Young | 33 | 2-4 | 0-0 | 0-0 | 4 | 3 | 4 |
| Queen | 26 | 0-3 | 0-1 | 0-0 | 2 | 1 | 0 |
| Robinson | 32 | 8-11 | 1-3 | 4-4 | 5 | 1 | 21 |
| Jones | 14 | 1-4 | 0-2 | 1-2 | 1 | 1 | 3 |
| Searight | 12 | 1-1 | 0-0 | 0-2 | 4 | 1 | 2 |
| Dill | 1 | 0-0 | 0-0 | 0-0 | 1 | 0 | 0 |
| Gonzales | 3 | 0-1 | 0-1 | 0-0 | 0 | 0 | 0 |
| Gibson | 1 | 0-0 | 0-0 | 0-0 | 0 | 0 | 0 |
| Gotfredson | 1 | 0-1 | 0-1 | 0-0 | 0 | 0 | 0 |
| Groninger | 10 | 0-2 | 0-1 | 0-0 | 0 | 0 | 0 |
| Moore | 5 | 0-0 | 0-0 | 1-2 | 0 | 1 | 1 |
| Adebiyi | 1 | 0-0 | 0-0 | 0-0 | 0 | 0 | 0 |
| team | | | | | 3 | | |
| TOTALS | 200 | 16-39 | 3-13 | 6-11 | 30 | 14 | 41 |
| | | (.410) | (.231) | (.545) | | | |

Assists: 9 (Asselin 3, Queen 3, Blanchard 1, Robinson 1, Searight 1)

Turnovers: 17 (Robinson 5, Asselin 4, Blanchard 2, Young 2, Moore 2, Searight 1, Groninger 1)

Blocked Shots: 7 (Young 3, Asselin 2, Blanchard 1, Robinson 1)

Steals: 2 (Young 1, Robinson 1)

Halftime: Wisconsin 29, Michigan 22

Officials: Monje, Chrisman, Collins

Wisconsin 73 • Purdue 54

GAME 20 Feb. 7, 2001
Madison, Wis.
Kohl Center
Attend.: 17,142

| Wisconsin | MP | FG | 3P | FT | R | F | TP |
|---------------|------------|---------------|---------------|---------------|-----------|-----------|-----------|
| Kowske | 29 | 4-9 | 0-0 | 6-8 | 10 | 3 | 14 |
| Vershaw | 27 | 2-8 | 0-2 | 3-4 | 5 | 0 | 7 |
| Penney | 21 | 4-5 | 3-4 | 6-8 | 2 | 4 | 17 |
| Kelley | 16 | 1-1 | 0-0 | 0-0 | 2 | 5 | 2 |
| Boone | 34 | 5-12 | 3-6 | 7-11 | 3 | 2 | 20 |
| Davis | 25 | 1-4 | 0-0 | 1-2 | 4 | 0 | 3 |
| Schmit | 1 | 0-0 | 0-0 | 0-0 | 0 | 0 | 0 |
| Linton | 6 | 0-0 | 0-0 | 0-0 | 1 | 0 | 0 |
| Ukawuba | 1 | 0-0 | 0-0 | 0-0 | 0 | 0 | 0 |
| Bower | 17 | 2-4 | 1-2 | 5-6 | 2 | 3 | 10 |
| Grusczyński | 1 | 0-0 | 0-0 | 0-0 | 2 | 0 | 0 |
| Owens | 3 | 0-0 | 0-0 | 0-1 | 1 | 0 | 0 |
| Mader | 1 | 0-1 | 0-0 | 0-0 | 0 | 0 | 0 |
| Wills | 18 | 0-2 | 0-1 | 0-0 | 1 | 3 | 0 |
| team | | | | | 0 | | |
| TOTALS | 200 | 19-46 | 7-15 | 28-40 | 33 | 20 | 73 |
| | | (.413) | (.467) | (.700) | | | |

Assists: 9 (Davis 6, Kowske 1, Boone 1, Bower 1)

Turnovers: 7 (Boone 2, Davis 2, Penney 1, Kelley 1, Wills 1)

Blocked Shots: 0

Steals: 8 (Kelley 2, Boone 2, Penney 2, Kowske 1, Wills 1)

| Purdue | MP | FG | 3P | FT | R | F | TP |
|---------------|------------|---------------|---------------|---------------|-----------|-----------|-----------|
| Lowe | 29 | 2-8 | 1-4 | 3-5 | 0 | 4 | 8 |
| Smith | 8 | 0-1 | 0-0 | 2-2 | 2 | 2 | 2 |
| Garrity | 21 | 0-0 | 0-0 | 0-0 | 2 | 4 | 0 |
| Deane | 20 | 1-8 | 0-3 | 0-0 | 3 | 3 | 2 |
| Cunningham | 24 | 4-8 | 3-6 | 3-4 | 1 | 3 | 14 |
| Buscher | 19 | 1-4 | 0-0 | 2-2 | 7 | 5 | 4 |
| Parkinson | 11 | 0-0 | 0-0 | 0-0 | 2 | 2 | 0 |
| Lewis | 25 | 3-10 | 1-6 | 2-2 | 4 | 1 | 9 |
| Marshall | 25 | 2-3 | 1-2 | 2-7 | 3 | 2 | 7 |
| Wetzel | 15 | 4-6 | 0-0 | 0-0 | 9 | 2 | 8 |
| Best | 3 | 0-0 | 0-0 | 0-0 | 0 | 0 | 0 |
| team | | | | | 2 | | |
| TOTALS | 200 | 17-48 | 6-21 | 14-22 | 35 | 28 | 54 |
| | | (.354) | (.286) | (.636) | | | |

Assists: 8 (Marshall 3, Lowe 2, Buscher 1, Parkinson 1, Deane 1)

Turnovers: 14 (Deane 3, Buscher 3, Smith 2, Garrity 2, Lewis 2, Cunningham 1, Marshall 1)

Blocked Shots: 5 (Wetzel 4, Garrity 1)

Steals: 1 (Deane 1)

Halftime: Wisconsin 45, Purdue 17

Officials: Hartzell, McDonald, Collins

Ohio State 63 • Wisconsin 58

GAME 21 Feb. 10, 2001
Columbus, Ohio
Value City Arena
Attend.: 19,200

| Wisconsin | MP | FG | 3P | FT | R | F | TP |
|---------------|------------|---------------|---------------|---------------|-----------|-----------|-----------|
| Kowske | 30 | 4-7 | 0-1 | 2-4 | 7 | 5 | 10 |
| Vershaw | 36 | 3-8 | 0-2 | 7-8 | 3 | 1 | 13 |
| Penney | 29 | 4-10 | 4-6 | 0-0 | 2 | 1 | 12 |
| Kelley | 35 | 3-4 | 2-3 | 0-0 | 2 | 3 | 8 |
| Boone | 32 | 2-9 | 1-5 | 0-0 | 3 | 4 | 5 |
| Davis | 5 | 0-0 | 0-0 | 0-0 | 1 | 2 | 0 |
| Linton | 5 | 0-2 | 0-1 | 0-0 | 2 | 0 | 0 |
| Bower | 13 | 2-3 | 2-3 | 0-0 | 0 | 4 | 6 |
| Wills | 15 | 2-3 | 0-1 | 0-0 | 1 | 2 | 4 |
| team | | | | | 3 | | |
| TOTALS | 200 | 20-46 | 9-22 | 9-12 | 24 | 22 | 58 |
| | | (.435) | (.409) | (.750) | | | |

Assists: 15 (Vershaw 5, Kowske 2, Penney 2, Boone 2, Kelley 1, Davis 1, Bower 1, Wills 1)

Turnovers: 8 (Vershaw 3, Boone 2, Kelley 1, Linton 1, Wills 1)

Blocked Shots: 2 (Kowske 1, Linton 1)

Steals: 5 (Kelley 3, Penney 1, Boone 1)

| Ohio St. | MP | FG | 3P | FT | R | F | TP |
|---------------|------------|---------------|---------------|---------------|-----------|-----------|-----------|
| Williams | 17 | 1-1 | 0-0 | 1-2 | 2 | 1 | 3 |
| Johnson | 36 | 5-9 | 0-0 | 3-3 | 7 | 2 | 13 |
| Connolly | 29 | 3-6 | 1-2 | 3-4 | 2 | 2 | 10 |
| Brown | 38 | 5-7 | 1-2 | 2-5 | 5 | 1 | 13 |
| Savovic | 15 | 1-5 | 0-2 | 0-0 | 2 | 2 | 2 |
| Darby | 35 | 5-9 | 1-5 | 7-11 | 6 | 3 | 18 |
| Ocokoljic | 2 | 0-2 | 0-0 | 0-0 | 0 | 0 | 0 |
| Dudley | 15 | 1-3 | 0-0 | 0-0 | 2 | 3 | 2 |
| Martin | 13 | 1-1 | 0-0 | 0-0 | 2 | 2 | 2 |
| team | | | | | 1 | | |
| TOTALS | 200 | 22-43 | 3-11 | 16-25 | 29 | 16 | 63 |
| | | (.512) | (.273) | (.640) | | | |

Assists: 14 (Brown 5, Darby 4, Connolly 2, Dudley 2, Savovic 1)

Turnovers: 8 (Johnson 3, Williams 2, Brown 1, Darby 1, Martin 1)

Blocked Shots: 1 (Johnson 1)

Steals: 2 (Connolly 1, Savovic 1)

Halftime: Wisconsin 35, Ohio State 30

Officials: Welmer, Janssen, Steed

Season Boxscores (cont.)

Illinois 68 • Wisconsin 67

GAME 22 Feb. 13, 2001
Champaign, Ill.
Assembley Hall
Attend.: 16,683

| Wisconsin | MP | FG | 3P | FT | R | F | TP |
|---------------|------------|---------------|---------------|---------------|-----------|-----------|-----------|
| Boone | 36 | 5-10 | 4-6 | 1-2 | 3 | 0 | 15 |
| Vershaw | 29 | 3-5 | 1-2 | 2-2 | 1 | 2 | 9 |
| Kowske | 17 | 3-3 | 0-0 | 0-0 | 2 | 5 | 6 |
| Penney | 32 | 5-7 | 4-6 | 4-7 | 4 | 2 | 18 |
| Kelley | 30 | 3-6 | 0-0 | 2-2 | 3 | 4 | 8 |
| Davis | 10 | 0-1 | 0-0 | 0-1 | 1 | 2 | 0 |
| Linton | 14 | 3-4 | 0-1 | 1-2 | 1 | 1 | 7 |
| Mader | 8 | 0-0 | 0-0 | 0-0 | 0 | 2 | 0 |
| Wills | 24 | 1-6 | 0-2 | 2-2 | 4 | 5 | 4 |
| team | | | | | 1 | | |
| TOTALS | 200 | 23-42 | 9-17 | 12-18 | 20 | 23 | 67 |
| | | (.548) | (.529) | (.667) | | | |

Assists: 14 (Boone 4, Kelley 3, Linton 3, Vershaw 2, Davis 1, Wills 1)

Turnovers: 14 (Boone 2, Vershaw 2, Penney 2, Kelley 2, Linton 2, Kowske 1, Mader 1, Wills 1, Team 1)

Blocked Shots: 4 (Boone 1, Vershaw 1, Linton 1, Mader 1)

Steals: 5 (Kelley 2, Boone 2, Wills 1)

| Illinois | MP | FG | 3P | FT | R | F | TP |
|---------------|------------|---------------|---------------|---------------|-----------|-----------|-----------|
| Cook | 33 | 5-7 | 1-3 | 5-5 | 8 | 1 | 16 |
| McClain | 19 | 1-2 | 0-1 | 0-0 | 0 | 5 | 2 |
| Griffin | 31 | 6-10 | 0-0 | 6-7 | 6 | 4 | 18 |
| Bradford | 33 | 1-7 | 0-6 | 0-0 | 0 | 1 | 2 |
| Williams | 36 | 7-16 | 2-2 | 6-7 | 5 | 2 | 22 |
| Archibald | 7 | 0-1 | 0-0 | 1-2 | 1 | 2 | 1 |
| Johnson | 15 | 1-2 | 0-0 | 1-3 | 3 | 2 | 3 |
| Harrington | 17 | 0-1 | 0-1 | 0-0 | 2 | 3 | 0 |
| Krupalija | 9 | 1-2 | 0-1 | 2-4 | 4 | 0 | 4 |
| team | | | | | 1 | | |
| TOTALS | 200 | 22-48 | 3-14 | 21-28 | 30 | 20 | 68 |
| | | (.458) | (.214) | (.750) | | | |

Assists: 11 (Harrington 3, Cook 2, Griffin 2, McClain 1, Bradford 1, Williams 1, Krupalija 1)

Turnovers: 14 (Cook 3, McClain 2, Griffin 2, Bradford 2, Williams 2, Archibald 2, Johnson 1)

Blocked Shots: 3 (Cook 1, McClain 1, Griffin 1)

Steals: 4 (Griffin 1, Williams 1, Johnson 1, Harrington 1)

Halftime: Wisconsin 35, Illinois 22

Officials: Welmer, Gray, Sanzere

Wisconsin 59 • Northwestern 37

GAME 23 Feb. 18, 2001
Madison, Wis.
Kohl Center
Attend.: 17,142

| Wisconsin | MP | FG | 3P | FT | R | F | TP |
|---------------|------------|---------------|---------------|---------------|-----------|-----------|-----------|
| Kowske | 18 | 2-2 | 0-0 | 0-1 | 3 | 2 | 4 |
| Vershaw | 21 | 0-3 | 0-0 | 1-2 | 6 | 2 | 1 |
| Penney | 24 | 2-7 | 1-5 | 2-2 | 3 | 1 | 7 |
| Kelley | 25 | 3-4 | 1-1 | 0-0 | 2 | 0 | 7 |
| Boone | 28 | 6-14 | 3-7 | 2-3 | 9 | 0 | 17 |
| Davis | 16 | 2-3 | 0-1 | 1-4 | 5 | 2 | 5 |
| Schmit | 3 | 0-1 | 0-1 | 0-0 | 0 | 0 | 0 |
| Linton | 28 | 4-9 | 0-1 | 2-3 | 6 | 2 | 10 |
| Ukawuba | 1 | 0-0 | 0-0 | 0-0 | 0 | 0 | 0 |
| Gruszczynski | 2 | 0-0 | 0-0 | 2-2 | 0 | 0 | 2 |
| Owens | 10 | 2-3 | 0-0 | 0-0 | 1 | 1 | 4 |
| Mader | 11 | 1-2 | 0-0 | 0-0 | 4 | 1 | 2 |
| Wills | 13 | 0-1 | 0-0 | 0-0 | 1 | 2 | 0 |
| team | | | | | 0 | | |
| TOTALS | 200 | 22-49 | 5-16 | 10-17 | 40 | 13 | 59 |
| | | (.449) | (.313) | (.588) | | | |

Assists: 12 (Vershaw 5, Boone 3, Penney 1, Kelley 1, Davis 1, Schmit 1)

Turnovers: 12 (Penney 5, Boone 2, Wills 2, Kowske 1, Vershaw 1, Linton 1)

Blocked Shots: 3 (Vershaw 2, Kowske 1)

Steals: 4 (Kelley 1, Boone 1, Schmit 1, Wills 1)

| N'western | MP | FG | 3P | FT | R | F | TP |
|---------------|------------|---------------|---------------|---------------|-----------|-----------|-----------|
| Blake | 33 | 1-8 | 1-8 | 2-2 | 5 | 1 | 5 |
| Johnson | 30 | 1-6 | 1-3 | 0-0 | 1 | 2 | 3 |
| Hardy | 35 | 2-8 | 0-0 | 4-4 | 6 | 4 | 8 |
| Young | 35 | 5-12 | 0-5 | 4-5 | 6 | 5 | 14 |
| Drayton | 15 | 0-4 | 0-2 | 1-2 | 2 | 0 | 1 |
| Burke | 19 | 0-3 | 0-2 | 0-0 | 2 | 2 | 0 |
| McCants | 16 | 1-8 | 1-7 | 0-0 | 2 | 1 | 3 |
| Jennings | 17 | 1-4 | 1-3 | 0-0 | 3 | 2 | 3 |
| team | | | | | 5 | | |
| TOTALS | 200 | 11-53 | 4-30 | 11-13 | 32 | 17 | 37 |
| | | (.208) | (.133) | (.846) | | | |

Assists: 5 (Johnson 2, Young 1, Burke 1, Jennings 1)

Turnovers: 13 (Hardy 5, Young 2, Drayton 2, Blake 1, Johnson 1, McCants 1, Jennings 1)

Blocked Shots: 3 (Blake 1, Johnson 1, Hardy 1)

Steals: 5 (Young 3, Johnson 2)

Halftime: Wisconsin 30, Northwestern 16

Officials: Rucker, Clark, Olson

Wisconsin 64 • Minnesota 54

GAME 24 Feb. 21, 2001
Madison, Wis.
Kohl Center
Attend.: 17,142

| Wisconsin | MP | FG | 3P | FT | R | F | TP |
|---------------|------------|---------------|---------------|---------------|-----------|-----------|-----------|
| Kowske | 30 | 2-2 | 0-0 | 1-4 | 7 | 2 | 5 |
| Vershaw | 31 | 3-9 | 0-0 | 0-0 | 3 | 0 | 6 |
| Penney | 36 | 7-11 | 5-9 | 2-2 | 5 | 1 | 21 |
| Kelley | 29 | 2-4 | 1-3 | 2-2 | 8 | 4 | 7 |
| Boone | 34 | 4-11 | 2-7 | 2-3 | 4 | 1 | 12 |
| Davis | 11 | 1-3 | 0-0 | 1-1 | 3 | 0 | 3 |
| Linton | 19 | 4-7 | 0-1 | 0-0 | 4 | 2 | 8 |
| Owens | 4 | 0-1 | 0-0 | 0-0 | 0 | 0 | 0 |
| Wills | 6 | 1-2 | 0-0 | 0-1 | 1 | 0 | 2 |
| team | | | | | 0 | | |
| TOTALS | 200 | 24-50 | 8-20 | 8-13 | 35 | 10 | 64 |
| | | (.480) | (.400) | (.615) | | | |

Assists: 15 (Vershaw 3, Kelley 3, Boone 3, Linton 3, Penney 2, Davis 1)

Turnovers: 10 (Boone 4, Vershaw 2, Owens 2, Kowske 1, Linton 1)

Blocked Shots: 4 (Linton 2, Kowske 1, Boone 1)

Steals: 5 (Kelley 2, Penney 2, Boone 1)

| Minnesota | MP | FG | 3P | FT | R | F | TP |
|---------------|------------|---------------|---------------|---------------|-----------|-----------|-----------|
| Bennett | 33 | 2-4 | 0-2 | 0-0 | 5 | 3 | 4 |
| Schilling | 36 | 2-9 | 0-4 | 0-1 | 3 | 3 | 4 |
| Rychart | 40 | 3-11 | 1-2 | 2-2 | 12 | 4 | 9 |
| Burleson | 30 | 5-9 | 4-8 | 0-1 | 2 | 2 | 14 |
| Simmons | 40 | 8-17 | 4-6 | 3-6 | 1 | 0 | 23 |
| Fleming | 13 | 0-3 | 0-2 | 0-0 | 0 | 3 | 0 |
| Wildenborg | 8 | 0-0 | 0-0 | 0-0 | 2 | 2 | 0 |
| team | | | | | 5 | | |
| TOTALS | 200 | 20-53 | 9-24 | 5-10 | 30 | 17 | 54 |
| | | (.377) | (.375) | (.500) | | | |

Assists: 12 (Burleson 4, Simmons 4, Bennett 2, Schilling 1, Rychart 1)

Turnovers: 9 (Rychart 3, Burleson 2, Schilling 1, Simmons 1, Fleming 1, Wildenborg 1)

Blocked Shots: 1 (Schilling 1)

Steals: 7 (Simmons 4, Burleson 2, Rychart 1)

Halftime: Minnesota 31, Wisconsin 30

Officials: Hillary, Sanzere, Monje

Season Boxscores (cont.)

Indiana 85 • Wisconsin 55

GAME 25

Feb. 24, 2001
Bloomington, Ind.
Assembly Hall
Attend.: 17,051

| Wisconsin | MP | FG | 3P | FT | R | F | TP |
|---------------|------------|---------------|---------------|---------------|-----------|----------|-----------|
| Kowske | 33 | 5-8 | 0-0 | 3-3 | 5 | 2 | 13 |
| Vershaw | 21 | 2-6 | 0-2 | 2-2 | 0 | 0 | 6 |
| Penney | 34 | 4-10 | 4-7 | 3-3 | 3 | 1 | 15 |
| Kelley | 31 | 2-3 | 0-1 | 0-0 | 1 | 0 | 4 |
| Boone | 30 | 3-7 | 0-1 | 1-2 | 2 | 2 | 7 |
| Davis | 9 | 0-2 | 0-1 | 2-2 | 1 | 1 | 2 |
| Linton | 14 | 1-4 | 0-0 | 0-0 | 2 | 0 | 2 |
| Grusczynski | 3 | 0-0 | 0-0 | 0-0 | 0 | 1 | 0 |
| Owens | 3 | 0-1 | 0-0 | 0-0 | 0 | 0 | 0 |
| Mader | 3 | 0-2 | 0-0 | 0-0 | 2 | 0 | 0 |
| Wills | 19 | 2-4 | 0-0 | 2-2 | 2 | 1 | 6 |
| team | | | | | | | 1 |
| TOTALS | 200 | 19-47 | 4-12 | 13-14 | 19 | 8 | 55 |
| | | (.404) | (.333) | (.929) | | | |

Assists: 14 (Boone 4, Vershaw 3, Linton 3, Penney 2, Kowske 1, Wills 1)
Turnovers: 10 (Penney 4, Vershaw 2, Kowske 1, Davis 1, Linton 1, Wills 1)
Blocked Shots: 1 (Kowske 1)
Steals: 9 (Penney 3, Kelley 2, Kowske 2, Boone 2)

| Indiana | MP | FG | 3P | FT | R | F | TP |
|---------------|------------|---------------|---------------|----------------|-----------|-----------|-----------|
| Jeffries | 34 | 8-8 | 1-1 | 1-1 | 5 | 1 | 18 |
| Haston | 30 | 6-12 | 2-4 | 2-2 | 4 | 2 | 16 |
| Coverdale | 38 | 8-9 | 6-7 | 2-2 | 4 | 2 | 24 |
| Fife | 38 | 1-3 | 0-1 | 0-0 | 1 | 3 | 2 |
| Hornsby | 30 | 5-6 | 5-6 | 0-0 | 4 | 3 | 15 |
| Moye | 2 | 1-1 | 0-0 | 0-0 | 2 | 0 | 2 |
| Leach | 2 | 1-2 | 0-0 | 0-0 | 0 | 0 | 2 |
| Owens | 2 | 0-1 | 0-0 | 0-0 | 1 | 0 | 0 |
| Roberts | 2 | 0-0 | 0-0 | 0-0 | 0 | 1 | 0 |
| Odle | 4 | 0-0 | 0-0 | 0-0 | 1 | 1 | 0 |
| Newton | 18 | 3-5 | 0-0 | 0-0 | 1 | 2 | 6 |
| team | | | | | | | 1 |
| TOTALS | 200 | 33-47 | 14-19 | 5-5 | 24 | 15 | 85 |
| | | (.702) | (.737) | (1.000) | | | |

Assists: 23 (Coverdale 8, Hornsby 5, Fife 4, Jeffries 3, Haston 1, Moye 1, Newton 1)
Turnovers: 11 (Jeffries 3, Haston 3, Fife 2, Coverdale 1, Hornsby 1, Newton 1)
Blocked Shots: 4 (Jeffries 2, Haston 1, Fife 1)
Steals: 3 (Jeffries 1, Coverdale 1, Hornsby 1)

Halftime: Indiana 38, Wisconsin 29
Officials: Rucker, Rodeheffer, McDonald

Michigan St. 51 • Wisconsin 47

GAME 26

Feb. 27, 2001
Madison, Wis.
Kohl Center
Attend.: 17,142

| Wisconsin | MP | FG | 3P | FT | R | F | TP |
|---------------|------------|---------------|---------------|---------------|-----------|-----------|-----------|
| Linton | 16 | 2-4 | 1-1 | 0-0 | 0 | 0 | 5 |
| Kowske | 30 | 6-8 | 0-0 | 0-0 | 5 | 3 | 12 |
| Vershaw | 24 | 0-3 | 0-1 | 1-2 | 1 | 0 | 1 |
| Kelley | 38 | 1-3 | 1-3 | 1-2 | 2 | 2 | 4 |
| Boone | 30 | 3-10 | 0-4 | 0-0 | 4 | 3 | 6 |
| Davis | 2 | 0-0 | 0-0 | 0-0 | 0 | 1 | 0 |
| Penney | 35 | 4-8 | 3-6 | 2-3 | 2 | 2 | 13 |
| Wills | 25 | 2-6 | 2-2 | 0-0 | 4 | 2 | 6 |
| team | | | | | | | 4 |
| TOTALS | 200 | 18-42 | 7-17 | 4-7 | 22 | 13 | 47 |
| | | (.429) | (.412) | (.571) | | | |

Assists: 12 (Boone 6, Kelley 3, Vershaw 2, Linton 1)
Turnovers: 10 (Boone 3, Kowske 2, Linton 1, Vershaw 1, Kelley 1, Davis 1, Wills 1)
Blocked Shots: 2 (Kowske 1, Penney 1)
Steals: 4 (Kelley 3, Boone 1)

| Mich. St. | MP | FG | 3P | FT | R | F | TP |
|---------------|------------|---------------|---------------|---------------|-----------|-----------|-----------|
| Thomas | 29 | 0-1 | 0-0 | 2-2 | 3 | 0 | 2 |
| Anagonye | 20 | 0-0 | 0-0 | 0-0 | 3 | 3 | 0 |
| Hutson | 36 | 5-10 | 0-0 | 3-3 | 5 | 2 | 13 |
| Bell | 32 | 2-9 | 1-3 | 5-7 | 1 | 2 | 10 |
| Richardson | 36 | 4-11 | 2-4 | 1-2 | 9 | 2 | 11 |
| Taylor | 16 | 3-4 | 1-2 | 0-0 | 0 | 2 | 7 |
| Chappell | 7 | 0-0 | 0-0 | 0-0 | 3 | 0 | 0 |
| Randolph | 16 | 3-4 | 0-0 | 0-0 | 4 | 1 | 6 |
| Ballinger | 8 | 1-2 | 0-0 | 0-0 | 0 | 1 | 2 |
| team | | | | | | | 3 |
| TOTALS | 200 | 18-41 | 4-9 | 11-14 | 31 | 13 | 51 |
| | | (.439) | (.444) | (.786) | | | |

Assists: 9 (Bell 3, Richardson 3, Thomas 1, Taylor 1, Randolph 1)
Turnovers: 13 (Hutson 5, Randolph 4, Bell 2, Thomas 1, Anagonye 1)
Blocked Shots: 4 (Richardson 2, Thomas 1, Ballinger 1)
Steals: 3 (Randolph 2, Thomas 1)

Halftime: Michigan State 28, Wisconsin 20
Officials: Hightower, Hillary, O'Neill

Wisconsin 59 • Iowa 57

GAME 27

Mar. 3, 2001
Iowa City, Iowa
Carver-Hawkeye Arena
Attend.: 15,500

| Wisconsin | MP | FG | 3P | FT | R | F | TP |
|---------------|------------|---------------|---------------|---------------|-----------|-----------|-----------|
| Kowske | 16 | 4-4 | 0-0 | 1-2 | 4 | 4 | 9 |
| Vershaw | 34 | 3-6 | 0-1 | 1-2 | 4 | 0 | 7 |
| Penney | 37 | 6-11 | 3-7 | 2-2 | 0 | 3 | 17 |
| Kelley | 30 | 3-3 | 1-1 | 0-0 | 1 | 4 | 7 |
| Boone | 33 | 3-11 | 0-4 | 3-3 | 4 | 3 | 9 |
| Davis | 10 | 0-3 | 0-0 | 1-2 | 2 | 1 | 1 |
| Linton | 13 | 2-5 | 0-2 | 0-0 | 0 | 0 | 4 |
| Bower | 3 | 0-0 | 0-0 | 0-0 | 0 | 2 | 0 |
| Wills | 24 | 1-2 | 1-1 | 2-2 | 5 | 3 | 5 |
| team | | | | | | | 1 |
| TOTALS | 200 | 22-45 | 5-16 | 10-13 | 21 | 20 | 59 |
| | | (.489) | (.313) | (.769) | | | |

Assists: 14 (Vershaw 6, Kelley 3, Penney 2, Wills 2, Boone 1)
Turnovers: 6 (Boone 2, Penney 2, Vershaw 1, Wills 1)
Blocked Shots: 1 (Vershaw 1)
Steals: 4 (Kelley 2, Penney 1, Boone 1)

| Iowa | MP | FG | 3P | FT | R | F | TP |
|---------------|------------|---------------|---------------|---------------|-----------|-----------|-----------|
| Worley | 32 | 6-10 | 1-3 | 1-1 | 7 | 4 | 14 |
| Henderson | 25 | 1-2 | 0-1 | 0-0 | 3 | 4 | 2 |
| Evans | 37 | 3-7 | 0-0 | 7-8 | 6 | 4 | 13 |
| Boyd | 33 | 1-5 | 1-3 | 2-2 | 3 | 2 | 5 |
| Oliver | 39 | 5-13 | 2-7 | 6-6 | 2 | 1 | 18 |
| Reiner | 7 | 0-0 | 0-0 | 0-0 | 0 | 0 | 0 |
| Thompson | 5 | 0-0 | 0-0 | 0-0 | 0 | 0 | 0 |
| Galloway | 8 | 0-1 | 0-1 | 0-0 | 0 | 1 | 0 |
| Smith | 9 | 1-1 | 1-1 | 2-2 | 1 | 1 | 5 |
| Scott | 3 | 0-0 | 0-0 | 0-0 | 1 | 1 | 0 |
| Sonderleiter | 2 | 0-0 | 0-0 | 0-0 | 0 | 0 | 0 |
| team | | | | | | | 3 |
| TOTALS | 200 | 17-39 | 5-16 | 18-19 | 26 | 18 | 57 |
| | | (.436) | (.313) | (.947) | | | |

Assists: 8 (Oliver 6, Henderson 2)
Turnovers: 12 (Evans 4, Worley 4, Boyd 2, Oliver 2)
Blocked Shots: 1 (Reiner 1)
Steals: 2 (Boyd 1, Worley 1)

Halftime: Wisconsin 28, Iowa 28
Officials: Hillary, Drury, Copenhaver

Season Boxscores (cont.)

Indiana 64 • Wisconsin 52

GAME 28 March 9, 2001
Chicago, Ill.
United Center
Attend.: 21,739

| Wisconsin | MP | FG | 3P | FT | R | F | TP |
|---------------|------------|---------------|---------------|---------------|-----------|-----------|-----------|
| Kowske | 30 | 2-5 | 0-1 | 2-2 | 3 | 2 | 6 |
| Vershaw | 35 | 4-7 | 0-0 | 2-4 | 4 | 3 | 10 |
| Penney | 33 | 3-11 | 1-6 | 2-2 | 6 | 4 | 9 |
| Boone | 24 | 2-6 | 0-2 | 0-1 | 1 | 4 | 4 |
| Kelley | 27 | 2-8 | 0-1 | 0-0 | 0 | 5 | 4 |
| Davis | 13 | 1-2 | 0-0 | 0-0 | 2 | 1 | 2 |
| Linton | 11 | 1-6 | 0-2 | 0-0 | 0 | 1 | 2 |
| Bower | 11 | 2-3 | 2-2 | 0-0 | 1 | 3 | 6 |
| Wills | 16 | 3-5 | 2-2 | 1-1 | 2 | 3 | 9 |
| team | | | | | 6 | | |
| TOTALS | 200 | 20-53 | 5-16 | 7-10 | 25 | 26 | 52 |
| | | (.377) | (.313) | (.700) | | | |

Assists: 14 (Vershaw 5, Kelley 3, Davis 3, Penney 2, Kowske 1)

Turnovers: 13 (Davis 3, Wills 2, Vershaw 2, Boone 2, Penney 1, Kelley 1, Linton 1, Bower 1)

Blocked Shots: 0

Steals: 7 (Kelley 3, Vershaw 3, Penney 1)

| Indiana | MP | FG | 3P | FT | R | F | TP |
|---------------|------------|---------------|---------------|---------------|-----------|-----------|-----------|
| Jeffries | 40 | 2-9 | 0-1 | 10-12 | 7 | 1 | 14 |
| Newton | 27 | 5-6 | 0-0 | 1-3 | 9 | 5 | 11 |
| Haston | 40 | 8-18 | 0-3 | 3-4 | 6 | 2 | 19 |
| Coverdale | 40 | 2-4 | 0-2 | 6-6 | 4 | 3 | 10 |
| Fife | 36 | 1-2 | 0-0 | 4-6 | 3 | 2 | 6 |
| Moye | 10 | 1-1 | 0-0 | 1-2 | 2 | 1 | 3 |
| Owens | 7 | 0-1 | 0-0 | 1-2 | 0 | 0 | 1 |
| team | | | | | 5 | | |
| TOTALS | 200 | 19-41 | 0-6 | 26-35 | 36 | 14 | 64 |
| | | (.463) | (.000) | (.743) | | | |

Assists: 13 (Coverdale 5, Fife 5, Jeffries 2, Haston 1)

Turnovers: 14 (Jeffries 4, Coverdale 3, Haston 3, Newton 2, Fife 2)

Blocked Shots: 4 (Jeffries 2, Newton 2)

Steals: 2 (Jeffries 2)

Halftime: Wisconsin 28, Indiana 24

Officials: Hightower, McDonald, Steed

Georgia St. 50 • Wisconsin 49

GAME 29 March 15, 2001
Boise, Id.
BSU Pavilion
Attend.: 10,216

| Wisconsin | MP | FG | 3P | FT | R | F | TP |
|---------------|------------|---------------|---------------|---------------|-----------|-----------|-----------|
| Kowske | 34 | 3-3 | 0-0 | 5-6 | 4 | 2 | 11 |
| Vershaw | 36 | 6-16 | 0-2 | 7-11 | 5 | 2 | 19 |
| Penney | 25 | 2-5 | 1-3 | 0-1 | 6 | 0 | 5 |
| Kelley | 38 | 0-4 | 0-3 | 0-0 | 4 | 4 | 0 |
| Boone | 26 | 2-6 | 0-1 | 0-0 | 4 | 3 | 4 |
| Davis | 16 | 2-5 | 0-1 | 0-0 | 3 | 1 | 4 |
| Linton | 4 | 0-1 | 0-0 | 0-0 | 1 | 0 | 0 |
| Bower | 15 | 2-3 | 2-2 | 0-0 | 0 | 2 | 6 |
| Wills | 6 | 0-0 | 0-0 | 0-2 | 3 | 1 | 0 |
| team | | | | | 2 | | |
| TOTALS | 200 | 17-43 | 3-12 | 12-20 | 32 | 15 | 49 |
| | | (.395) | (.250) | (.600) | | | |

Assists: 4 (Vershaw 1, Penney 1, Boone 1, Davis 1)

Turnovers: 12 (Penney 4, Davis 3, Kelley 2, Kowske 1, Vershaw 1, Boone 1)

Blocked Shots: 0

Steals: 6 (Kowske 1, Vershaw 1, Kelley 1, Boone 1, Davis 1, Wills 1)

| Georgia St. | MP | FG | 3P | FT | R | F | TP |
|---------------|------------|---------------|---------------|---------------|-----------|-----------|-----------|
| Campbell | 34 | 1-3 | 0-0 | 3-4 | 11 | 5 | 5 |
| Terrell | 40 | 1-10 | 1-6 | 0-0 | 9 | 3 | 3 |
| Cooper | 38 | 4-9 | 2-5 | 1-1 | 4 | 3 | 11 |
| Morris | 39 | 8-16 | 2-8 | 0-1 | 2 | 0 | 18 |
| Long | 38 | 6-15 | 0-4 | 1-2 | 3 | 4 | 13 |
| McIntosh | 5 | 0-0 | 0-0 | 0-0 | 0 | 0 | 0 |
| Gunsby | 2 | 0-0 | 0-0 | 0-0 | 0 | 0 | 0 |
| Gilchrist | 1 | 0-0 | 0-0 | 0-0 | 0 | 0 | 0 |
| Patton | 1 | 0-0 | 0-0 | 0-0 | 0 | 0 | 0 |
| Davis | 3 | 0-0 | 0-0 | 0-0 | 1 | 1 | 0 |
| team | | | | | 3 | | |
| TOTALS | 200 | 20-53 | 5-23 | 5-8 | 33 | 16 | 50 |
| | | (.377) | (.217) | (.625) | | | |

Assists: 9 (Morris 3, Cooper 2, Campbell 2, Terrell 1, Gunsby 1)

Turnovers: 12 (Long 5, Cooper 3, Campbell 1, Terrell 1, Morris 1, Davis 1)

Blocked Shots: 1 (Morris 1)

Steals: 7 (Morris 3, Campbell 2, Cooper 1, Long 1)

Halftime: Wisconsin 30, Georgia State 19

Officials: Pattillo, Luckie, Wood

UW'S RECORD WHEN ...

| | '00-01 |
|-------------------------------|--------|
| Ahead at half | 13-5 |
| Behind at half | 4-4 |
| Tied at half | 1-2 |
| FG% of .450 or more | 5-1 |
| FG% less than .450 | 13-10 |
| Better FG% than opp. | 13-2 |
| Worse FG% than opp. | 5-9 |
| Opp. shoots less than 45% .. | 15-5 |
| 3FG% of 40% or more | 8-5 |
| 3FG% less than 40% | 10-6 |
| Try more than 12 3FGs | 14-8 |
| Try 12 or fewer 3FGs | 4-3 |
| Make at least 70% FT | 10-6 |
| Try at least 25 FTs | 8-0 |
| Try less than 25 FTs | 10-11 |
| Outrebound opponent | 12-2 |
| Tied or outrebounded | 6-9 |
| More TOs than opp. | 7-4 |
| Same or fewer TOs | 11-7 |
| Commit 10 or more TOs | 14-10 |
| Commit less than 10 TOs | 4-1 |
| Score less than 50 pts. | 1-4 |
| Score 50-59 pts. | 5-5 |
| Score 60-69 pts. | 10-2 |
| Score 70-79 pts. | 2-0 |
| Score 80 or more pts. | 0-0 |
| Allow less than 50 pts. | 8-0 |
| Allow 50-59 pts. | 7-4 |
| Allow 60-69 pts. | 2-5 |
| Allow 70-79 pts. | 1-1 |
| Allow 80 or more pts. | 0-1 |
| Overtime | 2-1 |
| Vs. A.P. top 25 opponents .. | 2-4 |
| Home games | 12-2 |
| Road games | 5-7 |
| Neutral site games | 1-2 |
| Day games | 8-5 |
| Night games | 10-6 |
| Games Decided By ... | |
| 5 points or less | 7-5 |
| 6-10 points | 4-3 |
| 11-19 points | 6-2 |
| 20 or more points | 1-1 |

Big Ten Statistics

TEAM OVERALL

| Scoring | G | Pts. | Avg. |
|----------------|----|------|------|
| Illinois | 35 | 2725 | 77.9 |
| Michigan State | 33 | 2553 | 77.4 |
| Penn State | 33 | 2535 | 76.8 |
| Purdue | 32 | 2391 | 74.7 |
| Iowa | 35 | 2593 | 74.1 |
| Minnesota | 32 | 2330 | 72.8 |
| Ohio State | 31 | 2206 | 71.2 |
| Indiana | 34 | 2408 | 70.8 |
| Michigan | 28 | 1983 | 70.8 |
| Northwestern | 30 | 1801 | 60.0 |
| Wisconsin | 29 | 1723 | 59.4 |

| Scoring Def. | G | Pts. | Avg. |
|----------------|----|------|------|
| Wisconsin | 29 | 1641 | 56.6 |
| Michigan State | 33 | 2039 | 61.8 |
| Ohio State | 31 | 1973 | 63.6 |
| Indiana | 34 | 2186 | 64.3 |
| Northwestern | 30 | 1936 | 64.5 |
| Illinois | 35 | 2307 | 65.9 |
| Purdue | 32 | 2216 | 69.3 |
| Iowa | 35 | 2469 | 70.5 |
| Minnesota | 32 | 2309 | 72.2 |
| Penn State | 33 | 2473 | 74.9 |
| Michigan | 28 | 2190 | 78.2 |

| FT Percentage | FT | FTA | Pct. |
|----------------|-----|------|------|
| Penn State | 587 | 768 | .764 |
| Purdue | 566 | 781 | .725 |
| Michigan State | 493 | 686 | .719 |
| Michigan | 455 | 642 | .709 |
| Iowa | 753 | 1068 | .705 |
| Illinois | 620 | 880 | .705 |
| Wisconsin | 399 | 568 | .702 |
| Minnesota | 482 | 689 | .700 |
| Ohio State | 487 | 697 | .699 |
| Northwestern | 355 | 529 | .671 |
| Indiana | 511 | 804 | .636 |

| FG Percentage | FG | FGA | Pct. |
|----------------|-----|------|------|
| Michigan State | 957 | 1957 | .489 |
| Ohio State | 775 | 1645 | .471 |
| Illinois | 929 | 2046 | .454 |
| Indiana | 858 | 1896 | .453 |
| Michigan | 697 | 1546 | .451 |
| Purdue | 810 | 1821 | .445 |
| Iowa | 815 | 1895 | .430 |
| Wisconsin | 575 | 1349 | .426 |
| Minnesota | 800 | 1878 | .426 |
| Penn State | 835 | 1962 | .426 |
| Northwestern | 622 | 1538 | .404 |

| FG Pct. Def. | FG | FGA | Pct. |
|----------------|-----|------|------|
| Illinois | 748 | 1936 | .386 |
| Michigan State | 716 | 1823 | .393 |
| Indiana | 761 | 1930 | .394 |
| Ohio State | 684 | 1698 | .403 |
| Wisconsin | 560 | 1364 | .411 |
| Purdue | 746 | 1786 | .418 |
| Minnesota | 798 | 1843 | .433 |
| Iowa | 832 | 1912 | .435 |
| Michigan | 739 | 1646 | .449 |
| Northwestern | 708 | 1569 | .451 |
| Penn State | 914 | 1959 | .467 |

BIG TEN STANDINGS

| Teams | League | | | Overall | | |
|------------------|----------|----------|-------------|-----------|-----------|-------------|
| | W | L | Pct. | W | L | Pct. |
| Michigan State | 13 | 3 | .813 | 28 | 5 | .848 |
| Illinois | 13 | 3 | .813 | 27 | 8 | .771 |
| Ohio State | 11 | 5 | .688 | 20 | 11 | .645 |
| Indiana | 10 | 6 | .625 | 21 | 13 | .618 |
| WISCONSIN | 9 | 7 | .563 | 18 | 11 | .621 |
| Iowa | 7 | 9 | .438 | 23 | 12 | .657 |
| Penn State | 7 | 9 | .438 | 21 | 12 | .636 |
| Purdue | 6 | 10 | .375 | 17 | 15 | .531 |
| Minnesota | 5 | 11 | .313 | 18 | 14 | .562 |
| Michigan | 4 | 12 | .250 | 10 | 18 | .357 |
| Northwestern | 3 | 13 | .188 | 11 | 19 | .367 |

ALL-CONFERENCE TEAMS

COACHES

| (1st Team) | (2nd Team) | (3rd Team) |
|-----------------|-----------------|--------------|
| Crispin, PSU | Bell, MSU | Boone, WIS |
| Haston, IND | Blanchard, MICH | Cook, ILL |
| Johnson, OSU | Evans, IOWA | Griffin, ILL |
| Richardson, MSU | Hutson, MSU | Ivory, PSU |
| Williams, ILL | Jeffries, IND | Oliver, IOWA |

Honorable Mention: Allison, PUR; Brown, OSU; Cline-Heard, PSU; Recker, IOWA. **Player of the Year:** Williams, ILL; **Freshman of the Year:** Jeffries, IND; **Defensive Player of the Year:** Johnson, OSU

MEDIA

| (1st Team) | (2nd Team) | (3rd Team) |
|-----------------|-----------------|------------------|
| Bell, MSU | Blanchard, MICH | Brown, OSU |
| Haston, IND | Cook, ILL | Cline-Heard, PSU |
| Johnson, OSU | Crispin, PSU | Jeffries, IND |
| Richardson, MSU | Evans, IOWA | Oliver, IOWA |
| Williams, ILL | Hutson, MSU | Ivory, PSU |

Honorable Mention: Boone, WIS; Bradford, ILL; Griffin, ILL; Kelley, WIS; Recker, IOWA. **Player of the Year:** Williams, ILL; **Freshman of the Year:** Jeffries, IND; **Coach of the Year:** O'Brien, OSU

| 3-Pt. FG Pct. | FG | FGA | Pct. | Reb. Margin | Reb. | Opp. | Mar. |
|----------------|-----|-----|------|----------------|------|------|-------|
| Ohio State | 169 | 443 | .381 | Michigan State | 1404 | 895 | +15.4 |
| Purdue | 205 | 540 | .380 | Illinois | 1400 | 1154 | +7.0 |
| Minnesota | 248 | 659 | .376 | Iowa | 1351 | 1118 | +6.7 |
| Penn State | 278 | 757 | .367 | Ohio State | 1090 | 953 | +4.4 |
| Iowa | 210 | 573 | .366 | Michigan | 1019 | 940 | +2.8 |
| Wisconsin | 174 | 477 | .365 | Indiana | 1268 | 1197 | +2.1 |
| Illinois | 247 | 678 | .364 | Wisconsin | 869 | 858 | +0.4 |
| Indiana | 181 | 500 | .362 | Minnesota | 1116 | 1204 | -2.8 |
| Michigan State | 146 | 453 | .322 | Purdue | 1075 | 1174 | -3.1 |
| Michigan | 134 | 418 | .321 | Northwestern | 903 | 1062 | -5.3 |
| Northwestern | 202 | 643 | .314 | Penn State | 1067 | 1322 | -7.7 |

| 3-Pt. FG | G | FG | Avg. |
|----------------|----|-----|------|
| Penn State | 33 | 278 | 8.42 |
| Minnesota | 32 | 248 | 7.75 |
| Illinois | 35 | 247 | 7.06 |
| Northwestern | 30 | 202 | 6.73 |
| Purdue | 32 | 205 | 6.41 |
| Wisconsin | 29 | 174 | 6.00 |
| Iowa | 35 | 210 | 6.00 |
| Ohio State | 31 | 169 | 5.45 |
| Indiana | 34 | 181 | 5.32 |
| Michigan | 28 | 134 | 4.79 |
| Michigan State | 33 | 146 | 4.42 |

TEAM BIG TEN

| Scoring | G | Pts. | Avg. |
|----------------|----|------|------|
| Penn State | 16 | 1206 | 75.4 |
| Illinois | 16 | 1205 | 75.3 |
| Michigan State | 16 | 1197 | 74.8 |
| Iowa | 16 | 1147 | 71.7 |
| Indiana | 16 | 1123 | 70.2 |
| Ohio State | 16 | 1093 | 68.3 |
| Purdue | 16 | 1091 | 68.2 |
| Minnesota | 16 | 1071 | 66.9 |
| Michigan | 16 | 1021 | 63.8 |
| Wisconsin | 16 | 953 | 59.6 |
| Northwestern | 16 | 939 | 58.7 |

| Scoring Def. | G | Pts. | Avg. |
|----------------|----|------|------|
| Wisconsin | 16 | 906 | 56.6 |
| Michigan State | 16 | 989 | 61.8 |
| Indiana | 16 | 1007 | 62.9 |
| Illinois | 16 | 1018 | 63.6 |
| Ohio State | 16 | 1064 | 66.5 |
| Purdue | 16 | 1129 | 70.6 |
| Northwestern | 16 | 1134 | 70.9 |
| Iowa | 16 | 1177 | 73.6 |
| Minnesota | 16 | 1182 | 73.9 |
| Michigan | 16 | 1200 | 75.0 |
| Penn State | 16 | 1240 | 77.5 |

| FT Percentage | FT | FTA | Pct. |
|----------------|-----|-----|------|
| Penn State | 292 | 378 | .772 |
| Michigan | 246 | 336 | .732 |
| Wisconsin | 219 | 301 | .728 |
| Michigan State | 256 | 352 | .727 |
| Iowa | 313 | 431 | .726 |
| Illinois | 267 | 372 | .718 |
| Ohio State | 245 | 348 | .704 |
| Purdue | 274 | 392 | .699 |
| Northwestern | 214 | 309 | .693 |
| Minnesota | 207 | 303 | .683 |
| Indiana | 235 | 356 | .660 |

| FG Percentage | FG | FGA | Pct. |
|----------------|-----|-----|------|
| Michigan State | 438 | 892 | .491 |
| Ohio State | 385 | 811 | .475 |
| Illinois | 413 | 888 | .465 |
| Indiana | 402 | 914 | .440 |
| Wisconsin | 320 | 750 | .427 |
| Michigan | 353 | 828 | .426 |
| Penn State | 391 | 942 | .415 |
| Iowa | 366 | 884 | .414 |
| Minnesota | 370 | 912 | .406 |
| Purdue | 359 | 887 | .405 |
| Northwestern | 314 | 826 | .380 |

Big Ten Statistics (cont.)

| FG Pct. Def. | FG | FGA | Pct. |
|----------------|-----|-----|------|
| Indiana | 339 | 887 | .382 |
| Illinois | 327 | 845 | .387 |
| Michigan State | 337 | 855 | .394 |
| Wisconsin | 310 | 748 | .414 |
| Ohio State | 364 | 866 | .420 |
| Purdue | 366 | 859 | .426 |
| Michigan | 397 | 911 | .436 |
| Minnesota | 393 | 880 | .447 |
| Iowa | 395 | 875 | .451 |
| Northwestern | 420 | 870 | .483 |
| Penn State | 463 | 938 | .494 |

| 3-Pt. FG Pct. | FG | FGA | Pct. |
|----------------|-----|-----|------|
| Illinois | 112 | 287 | .390 |
| Purdue | 99 | 260 | .381 |
| Minnesota | 124 | 328 | .378 |
| Ohio State | 78 | 210 | .371 |
| Wisconsin | 94 | 258 | .364 |
| Penn State | 132 | 370 | .357 |
| Iowa | 102 | 287 | .355 |
| Indiana | 84 | 251 | .335 |
| Michigan State | 65 | 211 | .308 |
| Michigan | 69 | 235 | .294 |
| Northwestern | 97 | 334 | .290 |

| Reb. Margin | Reb. | Opp. | Mar. |
|----------------|------|------|-------|
| Michigan State | 639 | 424 | +13.4 |
| Illinois | 596 | 484 | +7.0 |
| Iowa | 600 | 513 | +5.4 |
| Ohio State | 541 | 478 | +3.9 |
| Indiana | 603 | 561 | +2.6 |
| Michigan | 535 | 554 | -1.2 |
| Wisconsin | 460 | 496 | -2.3 |
| Purdue | 520 | 600 | -5.0 |
| Minnesota | 517 | 605 | -5.5 |
| Northwestern | 459 | 607 | -9.3 |
| Penn State | 486 | 634 | -9.3 |

| 3-Pt. FG | G | FG | Avg. |
|----------------|----|-----|------|
| Penn State | 16 | 132 | 8.25 |
| Minnesota | 16 | 124 | 7.75 |
| Illinois | 16 | 112 | 7.00 |
| Iowa | 16 | 102 | 6.38 |
| Purdue | 16 | 99 | 6.19 |
| Northwestern | 16 | 97 | 6.06 |
| Wisconsin | 16 | 94 | 5.88 |
| Indiana | 16 | 84 | 5.25 |
| Ohio State | 16 | 78 | 4.88 |
| Michigan | 16 | 69 | 4.31 |
| Michigan State | 16 | 65 | 4.06 |

INDIV. OVERALL

| Scoring | G | Pts. | Avg. |
|------------------|----|------|------|
| Crispin, PSU | 33 | 642 | 19.5 |
| Haston, IND | 33 | 626 | 19.0 |
| Blanchard, MICH | 28 | 499 | 17.8 |
| Cline-Heard, PSU | 33 | 529 | 16.0 |
| Ivory, PSU | 33 | 520 | 15.8 |
| Evans, IOWA | 35 | 529 | 15.1 |
| Williams, ILL | 34 | 508 | 14.9 |
| Oliver, IOWA | 35 | 522 | 14.9 |
| Richardson, MSU | 33 | 486 | 14.7 |
| Rychart, MINN | 31 | 454 | 14.6 |

| FG Percentage | FG | FGA | Pct. |
|---------------|----|-----|------|
| Young, MICH | 89 | 139 | .640 |

| | | | |
|---------------|-----|-----|------|
| Hutson, MSU | 173 | 278 | .622 |
| Randolph, MSU | 138 | 235 | .587 |
| Johnson, OSU | 145 | 251 | .578 |
| Asselin, MICH | 86 | 156 | .551 |
| Cook, ILL | 147 | 269 | .546 |
| Smith, PUR | 143 | 265 | .540 |
| Griffin, ILL | 154 | 289 | .533 |
| Allison, PUR | 98 | 184 | .533 |
| Rychart, MINN | 170 | 337 | .504 |

| FT Percentage | FT | FTA | Pct. |
|-----------------|-----|-----|------|
| Ivory, PSU | 125 | 139 | .899 |
| Crispin, PSU | 144 | 165 | .873 |
| Lowe, PUR | 135 | 156 | .865 |
| Cunn'ham, PUR | 80 | 93 | .860 |
| Rychart, MINN | 104 | 125 | .832 |
| Williams, ILL | 133 | 165 | .806 |
| Robinson, MICH | 93 | 116 | .802 |
| Asselin, MICH | 97 | 121 | .802 |
| Blanchard, MICH | 104 | 132 | .788 |
| Lewis, PUR | 67 | 86 | .779 |

| Rebounding | G | Reb. | Avg. |
|------------------|----|------|------|
| Evans, IOWA | 35 | 416 | 11.9 |
| Haston, IND | 33 | 288 | 8.7 |
| Blanchard, MICH | 28 | 235 | 8.4 |
| Cline-Heard, PSU | 33 | 269 | 8.2 |
| Rychart, MINN | 31 | 247 | 8.0 |
| Hutson, MSU | 32 | 244 | 7.6 |
| Johnson, OSU | 31 | 226 | 7.3 |
| Jeffries, IND | 34 | 234 | 6.9 |
| Randolph, MSU | 33 | 221 | 6.7 |
| Cook, ILL | 35 | 212 | 6.1 |

| Assists | G | Ast. | Avg. |
|----------------|----|------|------|
| Bell, MSU | 33 | 169 | 5.12 |
| Coverdale, IND | 34 | 168 | 4.94 |
| Oliver, IOWA | 35 | 168 | 4.80 |
| Ivory, PSU | 33 | 147 | 4.45 |
| Cunn'ham, PUR | 32 | 141 | 4.41 |
| Williams, ILL | 34 | 148 | 4.35 |
| Queen, MICH | 28 | 120 | 4.29 |
| Brown, OSU | 31 | 127 | 4.10 |
| Simmons, MINN | 32 | 124 | 3.88 |
| Taylor, MSU | 30 | 107 | 3.57 |

| Steals | G | Stl. | Avg. |
|----------------|----|------|------|
| Ivory, PSU | 33 | 84 | 2.55 |
| Kelley, WIS | 29 | 60 | 2.07 |
| Williams, ILL | 34 | 67 | 1.97 |
| Drayton, NU | 30 | 48 | 1.60 |
| Young, NU | 30 | 47 | 1.57 |
| Coverdale, IND | 34 | 50 | 1.47 |
| Oliver, IOWA | 35 | 50 | 1.43 |
| Crispin, PSU | 33 | 47 | 1.42 |
| Brown, OSU | 31 | 43 | 1.39 |
| Fife, IND | 34 | 46 | 1.35 |

| Blocked Shots | G | Bl. | Avg. |
|------------------|----|-----|------|
| Johnson, OSU | 31 | 125 | 4.03 |
| Allison, PUR | 25 | 68 | 2.72 |
| Newton, IND | 33 | 56 | 1.70 |
| Asselin, MICH | 28 | 44 | 1.57 |
| Cline-Heard, PSU | 33 | 51 | 1.55 |
| Griffin, ILL | 34 | 44 | 1.29 |
| Cook, ILL | 35 | 45 | 1.29 |
| Jeffries, IND | 34 | 42 | 1.24 |
| Haston, IND | 33 | 40 | 1.21 |
| Smith, PUR | 26 | 28 | 1.08 |

| 3-Pt. FG Pct. | FG | FGA | Pct. |
|-----------------|----|-----|------|
| Harrington, ILL | 51 | 111 | .459 |
| Smith, PUR | 35 | 79 | .443 |
| Penney, WIS | 70 | 162 | .432 |
| Hornsby, IND | 43 | 101 | .426 |
| Connolly, OSU | 45 | 108 | .417 |
| Blanchard, MICH | 49 | 120 | .408 |
| Brown, OSU | 40 | 99 | .404 |
| Richardson, MSU | 49 | 122 | .402 |
| Lewis, PUR | 47 | 118 | .398 |
| Ivory, PSU | 79 | 200 | .395 |

| 3-Pt. FG | G | FG | Avg. |
|-----------------|----|-----|------|
| Crispin, PSU | 33 | 108 | 3.27 |
| Blake, NU | 30 | 83 | 2.77 |
| Penney, WIS | 29 | 70 | 2.41 |
| Ivory, PSU | 33 | 79 | 2.39 |
| Simmons, MINN | 32 | 66 | 2.06 |
| Bradford, ILL | 35 | 72 | 2.06 |
| Oliver, IOWA | 35 | 65 | 1.86 |
| Blanchard, MICH | 28 | 49 | 1.75 |
| Bell, MSU | 33 | 52 | 1.58 |
| Coverdale, IND | 34 | 52 | 1.53 |

INDIV. BIG TEN

| Scoring | G | Pts. | Avg. |
|------------------|----|------|------|
| Haston, IND | 16 | 325 | 20.3 |
| Crispin, PSU | 16 | 307 | 19.2 |
| Blanchard, MICH | 16 | 282 | 17.6 |
| Cline-Heard, PSU | 16 | 269 | 16.8 |
| Oliver, IOWA | 16 | 253 | 15.8 |
| Williams, ILL | 15 | 235 | 15.7 |
| Richardson, MSU | 16 | 246 | 15.4 |
| Ivory, PSU | 16 | 241 | 15.1 |
| Brown, OSU | 16 | 235 | 14.7 |
| Jeffries, IND | 16 | 232 | 14.5 |

| FG Percentage | FG | FGA | Pct. |
|------------------|----|-----|------|
| Hutson, MSU | 83 | 133 | .624 |
| Johnson, OSU | 85 | 144 | .590 |
| Randolph, MSU | 62 | 106 | .585 |
| Cook, ILL | 74 | 134 | .552 |
| Griffin, ILL | 60 | 111 | .541 |
| Smith, PSU | 52 | 98 | .531 |
| Richardson, MSU | 90 | 171 | .526 |
| Cline-Heard, PSU | 92 | 183 | .503 |
| Penney, WIS | 65 | 134 | .485 |
| Rychart, MINN | 86 | 181 | .475 |

| FT Percentage | FT | FTA | Pct. |
|-----------------|----|-----|------|
| Ivory, PSU | 63 | 69 | .913 |
| Crispin, PSU | 82 | 90 | .911 |
| Cook, ILL | 33 | 37 | .892 |
| Lowe, PUR | 66 | 78 | .846 |
| Asselin, MICH | 55 | 66 | .833 |
| Cunn'ham, PUR | 37 | 45 | .822 |
| Oliver, IOWA | 80 | 98 | .816 |
| Blanchard, MICH | 60 | 74 | .811 |
| Robinson, MICH | 45 | 56 | .804 |
| Boone, WIS | 51 | 64 | .797 |

| Rebounding | G | Reb. | Avg. |
|------------------|----|------|------|
| Evans, IOWA | 16 | 183 | 11.4 |
| Haston, IND | 16 | 150 | 9.4 |
| Blanchard, MICH | 16 | 126 | 7.9 |
| Jeffries, IND | 16 | 126 | 7.9 |
| Cline-Heard, PSU | 16 | 124 | 7.8 |

| | | | |
|---------------|----|-----|-----|
| Johnson, OSU | 16 | 123 | 7.7 |
| Hutson, MSU | 15 | 110 | 7.3 |
| Rychart, MINN | 16 | 117 | 7.3 |
| Randolph, MSU | 16 | 104 | 6.5 |
| Asselin, MICH | 16 | 100 | 6.3 |

| Assists | G | Ast. | Avg. |
|----------------|----|------|------|
| Oliver, IOWA | 16 | 83 | 5.19 |
| Bell, MSU | 16 | 76 | 4.75 |
| Coverdale, IND | 16 | 72 | 4.50 |
| Ivory, PSU | 16 | 67 | 4.19 |
| Queen, MICH | 16 | 63 | 3.94 |
| Brown, OSU | 16 | 63 | 3.94 |
| Williams, ILL | 15 | 58 | 3.87 |
| Savovic, OSU | 16 | 58 | 3.63 |
| Taylor, MSU | 16 | 57 | 3.56 |
| Simmons, MINN | 16 | 56 | 3.50 |


| Steals | G | Stl. | Avg. |
|----------------|----|------|------|
| Ivory, PSU | 16 | 33 | 2.06 |
| Kelley, WIS | 16 | 32 | 2.00 |
| Williams, ILL | 15 | 27 | 1.80 |
| Crispin, PSU | 16 | 27 | 1.69 |
| Young, NU | 16 | 26 | 1.63 |
| Coverdale, IND | 16 | 26 | 1.63 |
| McClain, ILL | 16 | 26 | 1.63 |
| Drayton, NU | 16 | 25 | 1.56 |
| Simmons, MINN | 16 | 21 | 1.31 |
| Robinson, MICH | 16 | 21 | 1.31 |

| Blocked Shots | G | Bl. | Avg. |
|------------------|----|-----|------|
| Johnson, OSU | 16 | 62 | 3.88 |
| Newton, IND | 15 | 26 | 1.73 |
| Griffin, ILL | 15 | 25 | 1.67 |
| Cook, ILL | 16 | 26 | 1.63 |
| Asselin, MICH | 16 | 26 | 1.63 |
| Jeffries, IND | 16 | 25 | 1.56 |
| Haston, IND | 16 | 23 | 1.44 |
| Cline-Heard, PSU | 16 | 22 | 1.38 |
| Archibald, ILL | 15 | 17 | 1.13 |
| Richardson, MSU | 16 | 18 | 1.13 |

| 3-Pt. FG Pct. | FG | FGA | Pct. |
|-----------------|----|-----|------|
| Penney, WIS | 44 | 92 | .478 |
| Marshall, PUR | 17 | 39 | .436 |
| Haston, IND | 20 | 46 | .435 |
| Harrington, ILL | 20 | 46 | .435 |
| Richardson, MSU | 27 | 65 | .415 |
| Bradford, ILL | 29 | 71 | .408 |
| Simmons, MINN | 32 | 80 | .400 |
| Boyd, IOWA | 28 | 70 | .400 |
| Blanchard, MICH | 26 | 65 | .400 |
| Cook, ILL | 16 | 40 | .400 |

| 3-Pt. FG | G | FG | Avg. |
|-----------------|----|----|------|
| Crispin, PSU | 16 | 49 | 3.06 |
| Blake, NU | 16 | 46 | 2.88 |
| Penney, WIS | 16 | 44 | 2.75 |
| Ivory, PSU | 16 | 38 | 2.38 |
| Oliver, IOWA | 16 | 33 | 2.06 |
| Simmons, MINN | 16 | 32 | 2.00 |
| Bradford, ILL | 16 | 29 | 1.81 |
| Cunn'ham, PUR | 16 | 29 | 1.81 |
| Boyd, IOWA | 16 | 28 | 1.75 |
| Coverdale, IND | 16 | 27 | 1.69 |
| Richardson, MSU | 16 | 27 | 1.69 |

UW RECORDS



Team Records

SINGLE SEASON

Most Games

- 36 in 1999-00
 - 32 in 1998-99
 - 32 in 1995-96
 - Four tied with 31
- Big Ten: 18, many times*

Most Wins

- 22 in 1999-00
 - 22 in 1998-99
 - 20 in 1940-41
 - 20 in 1915-16
 - 18 in 2000-01
 - 18 in 1996-97
 - 18 in 1993-94
 - 18 in 1988-89
- Big Ten: 12 in 1912 and 1914*

Highest Winning Pct.

- 1.000 (15-0 in 1911-12)
 - 1.000 (15-0 in 1913-14)
 - .952 (20-1 in 1915-16)
 - .933 (14-1 in 1912-13)
 - .882 (15-2 in 1929-30)
 - .882 (15-2 in 1928-29)
- Big Ten: 1.000 (12-0 in both 1912 and 1914)*

Points

- 2,259 in 1993-94
 - 2,226 in 1991-92
 - 2,193 in 1986-87
 - 2,157 in 1999-00
 - 2,156 in 1992-93
- Big Ten: 1,338 in 1976*

Scoring Average

- 86.3 in 1970-71
 - 84.7 in 1961-62
 - 81.9 in 1963-64
 - 81.8 in 1966-67
 - 80.1 in 1967-68
- Big Ten: 84.1 in 1971*

Scoring Defense

- 52.6 in 1949-50
 - 53.0 in 1946-47
 - 53.4 in 1947-48
 - 55.2 in 1998-99
 - 55.3 in 1996-97
- Big Ten: 51.4 in 1949*



Field Goal Pct. Defense

- .248 in 1946-47
 - .276 in 1949-50
 - .277 in 1947-48
 - .291 in 1950-51
 - .300 in 1952-53
- Big Ten: .242 in 1947*

Field Goals

- 816 in 1993-94
 - 814 in 1985-86
 - 813 in 1986-87
 - 803 in 1984-85
 - 793 in 1992-93
 - 793 in 1961-62
- Big Ten: 535 in 1976*

Field Goal Attempts

- 1,915 in 1963-64
 - 1,831 in 1970-71
 - 1,818 in 1974-75
 - 1,812 in 1961-62
 - 1,808 in 1975-76
- Big Ten: 1,258 in 1976*

Field Goal Percentage

- .503 (743-1476) in 1990-91
 - .501 (774-1546) in 1988-89
 - .488 (803-1646) in 1984-85
 - .483 (814-1686) in 1985-86
 - .479 (813-1696) in 1986-87
- Big Ten: .486 (417-858) in 1991*

3-Pt. Field Goals

- 225 in 1993-94
 - 219 in 1992-93
 - 207 in 1999-00
 - 204 in 1998-99
 - 189 in 1995-96
- Big Ten: 138 in 1993*

3-Pt. Field Goal Att.

- 609 in 1993-94
 - 602 in 1999-00
 - 572 in 1998-99
 - 570 in 1992-93
 - 561 in 1994-95
- Big Ten: 374 in 1993*

3-Pt. Field Goal Pct.

- .448 (146-326) in 1988-89
 - .447 (160-358) in 1986-87
 - .432 (126-292) in 1987-88
 - .426 (179-420) in 1991-92
 - .413 (186-450) in 1990-91
- Big Ten: .452 (85-188) in 1988*

Free Throws

- 495 in 1954-55
 - 486 in 1953-54
 - 473 in 1995-96
 - 473 in 1952-53
 - 463 in 1991-92
 - 463 in 1970-71
- Big Ten: 345 in 1955*

Free Throw Attempts

- 717 in 1952-53
 - 695 in 1953-54
 - 693 in 1954-55
 - 687 in 1994-95
 - 682 in 1991-92
- Big Ten: 479 in 1955*

Free Throw Pct.

- .758 (413-545) in 1983-84
 - .743 (361-496) in 1984-85
 - .740 (413-558) in 1998-99
 - .733 (368-502) in 1985-86
 - .725 (314-433) in 1982-83
- Big Ten: .787 (200-254) in 1999*

Rebounds

- 1,268 in 1970-71
 - 1,245 in 1972-73
 - 1,207 in 1966-67
 - 1,196 in 1962-63
 - 1,177 in 1961-62
- Big Ten: 776 in 1976*

Rebound Average

- 52.8 in 1970-71
 - 51.9 in 1972-73
 - 50.3 in 1966-67
 - 50.0 in 1950-51
 - 49.8 in 1962-63
- Big Ten: 51.6 in 1971*

Opp. Rebounding Avg.

- 29.5 in 1988-89
 - 29.6 in 2000-01
 - 29.8 in 1990-91
 - 30.5 in 1983-84
 - 30.7 in 1989-90
- Big Ten: 30.0 in 1984 and 1989*

Assists

- 506 in 1986-87
 - 478 in 1999-00
 - 472 in 1993-94
 - 469 in 1990-91
 - 456 in 1984-85
- Big Ten: 281 in 1987*

Fewest Turnovers

- 337 in 2000-01
 - 374 in 1984-85
 - 377 in 1998-99
 - 379 in 1983-84
 - 382 in 1985-86
- Big Ten: 181 in 1999*

Fewest Turnovers / game

- 11.3 in 1999-00
 - 11.6 in 2000-01
 - 11.8 in 1998-99
 - 13.4 in 1984-85
 - 13.4 in 1988-89
- Big Ten: 11.3 in 1999*

Blocked Shots

- 153 in 1991-92
 - 135 in 1993-94
 - 103 in 1994-95
 - 102 in 1999-00
 - 97 in 1996-97
- Big Ten: 79 in 1994*

Team Records (cont.)

Steals

1. 236 in 1999-00
 2. 224 in 1998-99
 3. 220 in 1988-89
 4. 214 in 1992-93
 5. 208 in 1991-92
- Big Ten: 140 in 1993*

(NOTE: single-season team records in conference games only are listed in italics after each statistical category)

SINGLE GAME

Points

1. 120 vs. Southern Methodist, 12/9/67
 2. 115 vs. Mississippi Valley St., 12/23/93
115 vs. Gonzaga, 12/17/63
 4. 114 vs. Michigan Tech, 12/5/70
 5. 113 vs. Iowa, 2/9/74
- Big Ten: 113 vs. Iowa, 2/9/74*

Scoring Defense

1. 29 vs. Loyola Chicago (66-29), 11/14/98
29 vs. Michigan State (35-29), 2/24/51
 3. 30 vs. Brown (52-30), 12/7/96
 4. 33 vs. Northwestern (56-33), 1/17/98
33 vs. Wash'ton (Mo.) (43-33), 12/9/57
- Big Ten: 29 vs. Mich. State (35-29), 2/24/51*

Field Goals

1. 48 vs. Southern Methodist, 12/9/67
48 vs. Gonzaga, 12/17/63
 3. 44 vs. Eastern Illinois, 12/1/70
44 vs. Illinois, 3/11/67
44 vs. West Virginia, 12/18/65
44 at LSU, 12/18/54
- Big Ten: 44 vs. Illinois, 3/11/67*

Field Goal Attempts

1. 113 at Michigan State, 1/6/64
 2. 111 vs. Michigan Tech, 12/5/70
 3. 102 vs. South Dakota, 12/9/72
 4. 99 vs. Northern Michigan, 12/11/71
 5. 97 vs. West Virginia, 12/18/65
- Big Ten: 113 at Michigan State, 1/6/64*

Field Goal Percentage

1. .744 (32-43) vs. Army, 12/30/79
 2. .687 (33-48) vs. N. Illinois, 12/22/84
 3. .667 (32-48) at New Mexico, 12/29/84
 4. .649 (24-37) at Minnesota, 1/3/87
 5. .648 (35-54) vs. E. Illinois, 12/28/95
- Big Ten: .649 (24-37) at Minnesota, 1/3/87*

Field Goal Percentage Defense

1. .183 vs. Creighton, 1/8/49
.183 vs. Missouri, 12/9/48
 3. .184 vs. Brown, 12/7/96
.184 vs. Purdue, 1/19/48
.184 vs. Indiana, 1/15/49
- Big Ten: .184 vs. Purdue, 1/19/48 and .184 vs. Indiana, 1/15/49*

3-Point Field Goals

1. 15 vs. Missouri, 3/19/94
15 vs. Alcorn State, 12/29/92
 3. 14 at Temple, 12/14/00
14 vs. Michigan State, 2/2/94
14 vs. Texas-Arlington, 12/22/90
- Big Ten: 14 vs. Michigan State, 2/2/94*

3-Point Field Goal Attempts

1. 37 vs. Missouri, 3/19/94
 2. 35 at Eastern Michigan, 12/10/94
 3. 32 at Marquette, 12/31/94
 4. 31 vs. UW-Milwaukee, 11/27/93
31 vs. Northwestern, 2/3/93
- Big Ten: 31 vs. Northwestern, 2/3/93*

3-Point Field Goal Pct.

- (min. 8 attempts)
1. .900 (9-10) at Illinois, 1/25/97
 2. .889 (8-9) vs. N. Dakota St., 12/10/86
 3. .778 (7-9) vs. Indiana, 3/3/90
.778 (7-9) at Iowa, 2/10/90
 5. .750 (6-8) vs. Gonzaga, 12/1/89
.750 (9-12) vs. Denver, 12/14/88
- Big Ten: .900 (9-10) at Illinois, 1/25/97*

Free Throws

1. 41 at Illinois, 1/1/55
 2. 40 vs. Minnesota, 1/12/53
 3. 37 at Michigan, 2/21/53
 4. 36 vs. Sam Houston State, 12/13/92
 5. 35 vs. Marquette, 2/19/90
- Big Ten: 41 at Illinois, 1/1/55*

Free Throw Attempts

1. 61 at Michigan, 2/21/53
 2. 54 at Illinois, 1/1/55
 3. 50 at Indiana, 2/12/62
 4. 48 vs. Sam Houston State, 12/13/92
48 vs. Michigan State, 3/9/53
48 vs. Minnesota, 1/12/53
- Big Ten: 61 at Michigan, 2/21/53*

Free Throw Percentage

- (min. 12 attempts)
1. 1.000 (22-22) vs. Purdue, 2/7/76
1.000 (13-13) at Loyola, 12/12/87
1.000 (12-12) vs. Marquette, 12/4/90
1.000 (12-12) vs. S. Illinois, 12/3/83

5. .962 (25-26) vs. Michigan, 2/26/92
- Big Ten: 1.000 (22-22) vs. Purdue, 2/7/76*

Rebounds

1. 79 vs. Michigan Tech, 12/5/70
 2. 76 vs. South Dakota, 12/9/72
 3. 74 vs. Iowa, 2/6/71
74 vs. Washington (Mo.), 12/11/61
 5. 73 vs. Gonzaga, 12/17/63
- Big Ten: 74 vs. Iowa, 2/6/71*

Assists

1. 33 vs. Northwestern, 3/7/53
 2. 31 vs. South Dakota, 12/6/84
31 at Louisiana State, 12/18/54
 4. 30 vs. Iowa, 3/9/94
 5. 29 vs. Mississippi Valley St., 12/23/93
- Big Ten: 33 vs. Northwestern, 3/7/53*

Fewest Turnovers

1. 2 vs. Penn State, 3/3/93
 2. 4 vs. Michigan State, 3/11/00
 3. 5 vs. Iowa, 1/16/01
5 vs. Ohio State, 1/13/00
5 vs. Indiana, 1/4/97
5 vs. Illinois, 2/20/92
5 vs. Illinois, 1/17/85
- Big Ten: 2 vs. Penn State, 3/3/93*

Blocked Shots

1. 12 vs. Northwestern, 3/9/00
 2. 11 at Portland, 11/30/91
11 vs. Texas-Arlington, 12/22/90
11 vs. Ferris State, 11/28/88
11 vs. Rollins, 12/1/73
- Big Ten: 12 vs. Northwestern, 3/9/00**


Steals

1. 17 vs. Michigan State, 1/7/88
 2. 16 vs. Denver, 12/14/88
 3. 15, five times
- Big Ten: 17 vs. Michigan State, 1/7/88*

(NOTE: single-game team records in conference games only are listed in italics after each statistical category)

*Big Ten Tournament game

Team Records (cont.)



Trent Jackson shot 9-14 from the field and scored 20 points as the Badgers rolled up a record 67 points in the second half against Iowa in 1988.

SINGLE HALF

Points

- 67 vs. Iowa, 1/25/88 (2nd)
 - 65 vs. Cleveland State, 12/22/79 (2nd)
65 vs. Gonzaga, 12/17/63 (2nd)
 - 63 vs. Miss. Valley St., 12/23/93 (2nd)
63 vs. So. Methodist, 12/9/67 (1st)
- Big Ten: 67 vs. Iowa, 1/25/88 (2nd)*

Scoring Defense

- 8 vs. Pittsburgh, 12/12/47 (1st)
 - 10 at Marquette, 12/23/98 (1st)
10 at Marquette, 12/31/48 (1st)
 - 11 vs. Michigan State, 2/9/48 (2nd)
 - 12 vs. Brown, 12/7/96 (2nd)
12 vs. UNC-Wilmington, 11/30/96 (1st)
12 vs. Marquette, 12/2/50 (2nd)
- Big Ten: 11 vs. Michigan State, 2/9/48 (2nd)*

Field Goals

- 28 vs. Georgia, 12/17/63 (2nd)
 - 27 vs. Iowa, 1/25/88 (2nd)
 - 26 vs. SMU, 12/9/67 (1st)
 - 25 vs. Purdue, 3/2/68 (2nd)
25 vs. West Virginia, 12/18/65 (1st)
25 vs. Indiana, 2/25/63 (1st)
- Big Ten: 27 vs. Iowa, 1/25/88 (2nd)*

Field Goal Attempts

- 58 at Michigan State, 1/6/64 (2nd)
- 57 vs. Michigan Tech, 12/5/70 (2nd)
- 56 vs. SIU-Edwardsville, 12/2/72 (2nd)
56 vs. Ohio State, 2/29/70 (2nd)

- 55 at Michigan State, 1/6/64 (1st)
 - 54 vs. South Dakota, 12/9/72 (1st)
54 vs. Loyola, 12/12/70 (1st)
54 vs. Michigan Tech, 12/5/70 (1st)
- Big Ten: 58 at Michigan State, 1/6/64 (2nd)*

Field Goal Percentage

- .778 (14-18) vs. Bowling Green, 3/13/91 (2nd)
 - .773 (17-22) vs. N. Illinois, 12/18/84 (2nd)
 - .762 (16-21) vs. Northwestern, 1/30/88 (1st)
 - .760 (19-25) vs. Army, 12/30/79 (2nd)
 - .750 (15-20) vs. NE Illinois, 11/28/95 (1st)
- Big Ten: .762 (16-21) vs. N'wstn., 1/30/88 (1st)*

Field Goal Percentage Defense

- .118 vs. Brown, 12/7/96 (2nd)
 - .136 at Marquette, 12/23/98 (1st)
 - .154 vs. Michigan State, 1/17/96 (1st)
 - .158 vs. Northwestern, 2/18/01 (1st)
.158 vs. Northwestern, 2/10/99 (1st)
- Big Ten: .154 vs. Mich. State, 1/17/96 (1st)*

3-Point Field Goals

- 11 at E. Michigan, 12/10/94 (2nd)
 - 10 vs. Michigan, 12/16/00 (1st)
 - 9, six times; MR at Temple, 12/9/98 (1st)
- Big Ten: 10 vs. Michigan, 12/16/00*

3-Point Field Goal Attempts

- 24 at E. Michigan, 12/10/94 (2nd)
 - 22 vs. Missouri, 3/19/94 (2nd)
 - 18 vs. Iowa, 1/25/88 (2nd)
 - 17, seven times; MR at Tennessee, 11/21/00 (2nd)
- Big Ten: 17, four times; MR vs. Michigan State, 2/2/94 (1st)*

3-Point Field Goal Pct.

- (min. 5 attempts)
- 1.000 (10-10) vs. Michigan, 2/16/00 (1st)
1.000 (6-6) at Illinois, 1/25/97 (1st)
1.000 (5-5) at Wright St., 12/5/95 (2nd)
1.000 (6-6) vs. N. Dakota St., 12/10/86 (1st)
 - .857 (6-7) at Iowa, 2/10/90 (1st)
- Big Ten: 1.000 (10-10) vs. Michigan, 2/16/00 (1st)*

Free Throws

- 31 at St. Bonaventure, 12/14/96 (2nd)
 - 27 vs. Ohio State, 3/4/89 (2nd)
 - 26 vs. Marquette, 2/19/90 (2nd)
 - 23 vs. Washington State, 12/1/84 (2nd)
 - 22, five times; MR vs. Iowa, 1/16/01 (2nd)
- Big Ten: 27 vs. Ohio State, 3/4/89 (2nd)*

Free Throw Attempts

- 42 at St. Bonaventure, 12/14/96 (2nd)
 - 36 vs. Ohio State, 3/4/89 (2nd)
 - 35 vs. Minnesota, 1/7/91 (2nd)
 - 33 vs. Marquette, 2/19/90 (2nd)
 - 31 at Indiana, 2/12/62 (2nd)
- Big Ten: 36 vs. Ohio State, 3/4/89 (2nd)*

Free Throw Percentage

(min. 12 attempts)

- 1.000 (15-15) vs. Purdue, 2/7/76 (2nd)
1.000 (13-13) vs. Purdue, 2/2/92 (1st)
1.000 (13-13) at Ohio St., 1/7/89 (2nd)
1.000 (13-13) vs. Florida, 12/20/67 (2nd)
1.000 (12-12) at Marquette, 12/4/90 (2nd)
1.000 (12-12) vs. Pittsburgh, 12/30/86 (2nd)
- Big Ten: 1.000 (15-15) vs. Purdue, 2/7/76 (2nd)*

Rebounds

- 46 vs. Michigan Tech, 12/1/71 (2nd)
46 vs. Gonzaga, 12/17/63 (2nd)
 - 45 vs. South Dakota St., 12/9/72 (1st)
 - 43 at Michigan State, 1/6/64 (1st)
 - 40 vs. DePauw, 12/15/73 (1st)
40 vs. Michigan Tech, 12/5/70 (1st)
40 vs. Boston College, 12/18/64 (1st)
- Big Ten: NA*

Assists

- 17 vs. Miss'ppi Valley St., 12/23/93 (2nd)
17 vs. Alcorn State, 12/29/92 (1st)
17 vs. UT-Arlington, 12/22/90 (2nd)
17 vs. Iowa State, 12/7/74 (1st)
 - 16 vs. Iowa, 1/25/88 (2nd)
16 vs. LSU, 12/18/54 (1st)
- Big Ten: 16 vs. Iowa, 1/25/88 (2nd)*

Fewest Turnovers

- 0 vs. Indiana, 1/4/97 (2nd)
 - 1, seven times; MR vs. Penn State, 3/3/93 (1st and 2nd)
- Big Ten: 0 vs. Indiana, 1/4/97 (2nd)*

Blocked Shots

- 7 at Illinois, 1/22/92 (1st)
7 vs. UT-Arlington, 12/22/90 (1st)
7 vs. San Francisco St., 11/29/90 (2nd)
7 vs. Rollins College, 12/1/73 (1st)
 - 6 four times; MR vs. Northwestern, 3/9/00 (1st and 2nd)
- Big Ten: 7 at Illinois, 1/22/92 (1st)*

Steals

- 11 vs. Denver, 12/14/88 (2nd)
 - 10 vs. Minnesota, 1/22/00 (1st)
10 vs. Michigan State, 1/7/88 (1st)
10 at Purdue, 1/30/82 (2nd)
 - 9, five times; MR vs. Penn State, 2/13/99 (1st)
- Big Ten: 10, three times, MR vs. Minnesota, 1/22/00 (1st)*

(NOTE: single-game team records in conference games only are listed in italics after each statistical category)

Team Records (cont.)

SCORING MARGINS

Biggest Wins

- 55 Denver (89-34), 12/14/88
- 52 Morgan State (94-42), 12/23/79
- 52 N. Dakota State (102-50), 1/23/62
- 46 North Dakota (94-48), 12/7/68
- 44 Five times

Biggest Home Wins

- 55 Denver (89-34), 12/14/88
- 52 Morgan State (94-42), 12/23/79
- 52 N. Dakota State (102-50), 1/23/62
- 46 North Dakota (94-48), 12/7/68
- 44 Five times

Biggest Road/Neutral Site Wins

- 38 at Chaminade (104-66), 11/22/95
- 37 vs. Nebraska (78-41), 11/22/98
- 36 at Loyola Marymount (103-67), 12/4/93
- 35 vs. Navy (93-58), 12/29/91
- 34 at Chicago (54-20), 2/9/42

Biggest Defeats

- 53 at Iowa (48-101), 2/10/86
- 53 at Indiana (61-114), 1/3/76
- 44 at UCLA (56-100), 12/28/66
- 44 Michigan (59-103), 2/22/64
- 41 at UCLA (53-94), 11/25/72
- 41 at Rice (37-78), 12/6/58

Biggest Home Defeats

- 44 Michigan (59-103), 2/22/64
- 37 Ohio State (69-106), 2/8/60
- 33 Purdue (42-75), 2/7/96
- 32 Ohio State (68-100), 1/30/61
- 31 Minnesota (78-109), 2/12/94
- 31 Michigan State (57-88), 2/2/59

Biggest Road/Neutral Site Defeats

- 53 at Iowa (48-101), 2/10/86
- 53 at Indiana (61-114), 1/3/76
- 44 at UCLA (56-100), 12/28/66
- 41 at UCLA (53-94), 11/25/72
- 41 at Rice (37-78), 12/6/58

ATTENDANCE

Largest Crowds to Watch the Badgers

| No. | Attend. | Arena | Date | Score |
|-----|---------|----------------------------|----------|------------------------|
| 1. | 43,116 | RCA Dome, Indianapolis | 4/1/00 | Mich. State 53, UW 41 |
| 2. | 23,266 | Rupp Arena, Lexington | 11/27/76 | Kentucky 72, UW 64 |
| 3. | 22,011 | United Center, Chicago | 3/11/00 | Mich. State 55, UW 46 |
| 4. | 21,739 | United Center, Chicago | 3/9/01 | Indiana 64, UW 52 |
| 5. | 21,711 | United Center, Chicago | 3/6/98 | Illinois 66, UW 61 |
| | 21,711 | United Center, Chicago | 3/5/98 | UW 52, Penn State 51 |
| 7. | 20,695 | United Center, Chicago | 3/6/99 | Mich. State 56, UW 41 |
| 8. | 20,297 | United Center, Chicago | 3/5/99 | UW 74, Iowa 50 |
| 9. | 19,627 | United Center, Chicago | 3/10/00 | UW 78, Purdue 66 |
| 10. | 19,200 | Value City Arena, Columbus | 2/10/01 | Ohio State 63, UW 58 |
| 11. | 19,165 | Chicago Stadium | 2/15/47 | UW 54, Northwestern 52 |
| 12. | 19,100 | Value City Arena, Columbus | 2/2/00 | Ohio State 51, UW 48 |
| 13. | 18,692 | Value City Arena, Columbus | 2/24/99 | Ohio State 63, UW 54 |
| 14. | 18,545 | Bradley Center, Milwaukee | 12/23/98 | UW 61, Marquette 45 |
| 15. | 18,543 | Bradley Center, Milwaukee | 1/2/93 | UW 77, Marquette 67 |
| 16. | 18,285 | Bradley Center, Milwaukee | 12/31/94 | Marquette 80, UW 65 |
| 17. | 18,000 | Chicago Stadium | 2/11/50 | UW 66, Northwestern 59 |
| | 18,000 | Madison Square Garden | 3/20/47 | CCNY 70, UW 56 |

UW'S 100-POINT GAMES

- 120 Southern Methodist (82), 12/9/67
- 115 Mississippi Valley St. (79), 12/23/93
- 115 Gonzaga (71), 12/17/63
- 114 Michigan Tech (70), 12/5/70
- 113 Iowa (87), 2/9/74
- 110 Alcorn State (81), 12/29/92
- 110 Northwestern (94), 2/21/67
- 108 Detroit Mercy (86), 12/23/92
- 107 Michigan Tech (74), 12/1/71
- 107 Louisiana State (68), 12/18/54
- 106 UW-Milwaukee (84), 11/27/93
- 105 Eastern Illinois (70), 12/28/95
- 105 Texas-Arlington (74), 12/22/90
- 105 DePauw (63), 11/29/75
- 105 at Indiana (94), 2/12/62
- 105 vs. Dayton (93), 12/28/61
- 104 vs. Chaminade (66), 11/22/95
- 104 Cal. State-L.A. (88), 12/27/85
- 104 Northern Michigan (65), 12/11/71
- 104 Purdue (84), 3/2/68
- 104 vs. Arizona (77), 12/30/66
- 104 vs. Georgia Tech (84), 12/28/63
- 103 Cleveland State (78), 12/22/79
- 103 Grambling (83), 12/29/93
- 103 at Loyola Marymount (67), 12/4/93
- 103 Michigan State (96), 2/22/75
- 103 Illinois (101), 2/19/62
- 102 Eastern Illinois (84), 12/1/70
- 102 Illinois (92), 3/11/67
- 102* at Michigan (120), 2/12/66
- 102 Indiana (96), 2/25/63
- 102 North Dakota State (50), 1/23/62
- 101 Northwestern (87), 2/3/93
- 101 Charleston Southern (72), 12/14/92
- 101 Illinois (75), 1/19/74
- 101 Michigan State (74), 2/29/72
- 100 Florida A&M (56), 11/26/83
- 100 SIU-Edwardsville (74), 12/2/72
- 100* at Iowa (119), 2/10/70

*losses

Winning Streaks & Best Starts

ALL-TIME BADGER WINNING STREAKS

Overall

| No. | Began | Opponent | Site | Score | Ended | Opponent | Site | Score |
|-----|---------------|----------|------|-------|---------------|-----------|------|-------|
| 29 | Dec. 9, 1911 | Beloit | H | 31-18 | Mar. 7, 1913 | Chicago | A | 10-23 |
| 24 | Dec. 13, 1913 | Knox | H | 48-15 | Jan. 23, 1915 | Chicago | H | 19-24 |
| 19 | Jan. 11, 1941 | Iowa | H | 49-35 | Dec. 31, 1941 | Dartmouth | N | 49-57 |
| 16 | Jan. 29, 1916 | Chicago | A | 29-18 | Jan. 13, 1917 | Minnesota | A | 25-33 |
| 12 | Dec. 10, 1915 | Beloit | H | 38-11 | Jan. 22, 1916 | Illinois | A | 20-27 |
| 12 | Feb. 1, 1907 | Illinois | H | 47-13 | Feb. 28, 1908 | Chicago | A | 19-24 |

Single Season


| No. | Began | Opponent | Site | Score | Ended | Opponent | Site | Score |
|-----|---------------|----------|------|-------|---------------|----------------|------|-------|
| 15 | Jan. 11, 1941 | Iowa | H | 49-35 | Mar. 29, 1941 | Washington St. | N | 39-34 |
| 15 | Dec. 13, 1913 | Knox | H | 48-15 | Mar. 10, 1914 | Purdue | A | 27-13 |
| 15 | Dec. 9, 1911 | Beloit | H | 31-18 | Mar. 16, 1912 | Indiana | A | 32-21 |
| 14 | Dec. 7, 1912 | Ripon | H | 40-13 | Mar. 7, 1913 | Chicago | A | 10-23 |
| 12 | Dec. 10, 1915 | Beloit | H | 38-11 | Jan. 22, 1916 | Illinois | A | 20-27 |

Home Games (Overall)

| No. | Began | Opponent | Site | Score | Ended | Opponent | Site | Score |
|-----|---------------|--------------|------|-------|---------------|-----------|------|-------|
| 33 | Mar. 8, 1911 | Northwestern | H | 23-11 | Jan. 23, 1915 | Chicago | H | 19-24 |
| 24 | Jan. 14, 1929 | Indiana | H | 24-20 | Feb. 14, 1931 | Minnesota | H | 15-42 |
| 18 | Feb. 19, 1915 | Purdue | H | 26-21 | Jan. 26, 1917 | Chicago | H | 13-21 |
| 18 | Feb. 27, 1909 | Purdue | H | 29-6 | Mar. 1, 1911 | Minnesota | H | 13-21 |
| 15 | Jan. 31, 1920 | Minnesota | H | 28-12 | Dec. 16, 1921 | Butler | H | 20-26 |

Road Games (Overall)

| No. | Began | Opponent | Site | Score | Ended | Opponent | Site | Score |
|-----|---------------|---------------|------|-------|---------------|-----------|------|-------|
| 12 | Dec. 20, 1911 | Beloit | A | 20-12 | Mar. 7, 1913 | Chicago | A | 10-23 |
| 10 | Jan. 10, 1914 | Illinois | A | 26-25 | Feb. 8, 1915 | Illinois | A | 19-39 |
| 7 | Jan. 29, 1916 | Chicago | A | 29-18 | Jan. 13, 1917 | Minnesota | A | 25-33 |
| 7 | Dec. 30, 1915 | Ripon | A | 27-15 | Jan. 22, 1916 | Illinois | A | 20-27 |
| 7 | Mar. 3, 1905 | Co. F Portage | A | 52-28 | Mar. 2, 1906 | Chicago | A | 18-35 |



Sean Mason led the Badgers to a 12-1 start in 1998-99.

UW'S BEST STARTS


Unbeaten

- 6-0:** 15 times, last in 1996-97
- 7-0:** 13 times, last in 1993-94
- 8-0:** 10 times, last in 1993-94
- 9-0:** 7 times, last in 1993-94
- 10-0:** 5 times, last in 1993-94
- 11-0:** 5 times, last in 1993-94
- 12-0:** 4 times, last in 1915-16
- 13-0:** 3 times, last in 1913-14
- 14-0:** 3 times, last in 1913-14
- 15-0:** 2 times, last in 1913-14

No UW team has ever been unbeaten with more than 15 wins.

One-Loss

- 6-1:** 21 times, last in 2000-01
- 7-1:** 15 times, last in 2000-01
- 8-1:** 13 times, last in 2000-01
- 9-1:** 14 times, last in 2000-01
- 10-1:** 7 times, last in 2000-01
- 11-1:** 5 times, last in 1998-99
- 12-1:** 6 times, last in 1998-99
- 13-1:** 2 times, last in 1928-29
- 14-1:** 3 times, last in 1928-29
- 15-1:** once, in 1915-16
- 16-1:** once, in 1915-16
- 17-1:** once, in 1915-16
- 18-1:** once, in 1915-16
- 19-1:** once, in 1915-16
- 20-1:** once, in 1915-16



Opponent Records

INDIVIDUAL

Field Goals

- 18 Scott Skiles (Michigan State), 1/30/86
18 Bill Bradley (Princeton), 12/21/63

Field Goal Attempts

- 42 Oliver Shannon (Minnesota), 3/6/71
42 Pete Maravich (LSU), 12/15/67

Field Goal Pct. (min. 10 att.)

- .929 (13-14), Quinn Buckner (Indiana),
1/20/75 .929, (13-14), Terry Furlow
(Michigan State), 1/25/75

Three-point Field Goals

- 8 Shawn Respert (Michigan State),
3/11/95

Three-point Field Goal Att.

- 17 Shawn Respert (Michigan State),
3/11/95

Three-point FG Pct. (min. 6 att.)

- 1.000 (7-7), Glen Rice (Michigan), 2/25/89
1.000 (6-6), Doug Altenberger (Illinois),
2/7/87

Free Throws

- 17 Geno Carlisle (Northwestern), 2/21/96
17 Dennis Hopson (Ohio State), 2/12/87

Free Throw Attempts

- 22 Dennis Hopson (Ohio State), 2/12/87

Free Throw Pct. (min. 10 att.)

- 1.000, many times (Most — 14-14, Glenn
Robinson (Purdue), 2/13/93)

Rebounds

- 30 Chuck Darling (Iowa), 3/3/52

Assists

- 16 Arriel McDonald (Minnesota), 1/12/94

Blocked Shots

- 9 Acie Earl (Iowa), 1/29/92

Steals

- 8 Brett Etherington (Butler), 12/15/90
8 Brent Carmichael (N. Iowa), 12/1/82
8 Darryl Mitchell (Minnesota), 1/8/81

Minutes Played

- 55 Steve Alford (Indiana), 2/16/87
55 Terry Donnelly (Michigan State), 1/29/77

TEAM

Points in a Half

- 63 Kentucky, 2nd, 12/20/63

Field Goals

- 49 Michigan, 2/12/66

Field Goal Attempts

- 108 Minnesota, 3/6/71

Field Goal Percentage

- .702 (33-47), Indiana, 2/24/01

Field Goal Pct. in a Half

- .818 (18-22), 2nd, Michigan State, 2/24/68

Three-point Field Goals

- 14 Indiana, 2/24/01

Three-point Field Goal Attempts

- 33 Illinois, 1/25/97

Three-point FG Pct. (min 8 att.)

- .875 (7-8), Illinois, 2/7/87

Free Throws

- 40 Iowa, 1/21/95

Free Throw Attempts

- 52 Iowa, 1/21/95

Free Throw Pct. (min. 12 att.)

- 1.000, many (Most: 25-25, Purdue, 2/7/76)

Rebounds

- 83 Michigan State, 3/2/59

Assists

- 33 UCLA, 11/25/72

Fewest Turnovers

- 4 Illinois, 2/3/96

Blocked Shots

- 13 Georgia, 12/28/74

Steals


- 20 Indiana, 1/31/76

MOST POINTS, INDIV.

- 50 Terry Dischinger (Purdue), 1/27/62
47 Bill Bradley (Princeton), 12/21/63
44 Henry Wilmore (Michigan), 1/9/71
44 Tony Smith (Marquette), 2/19/90
44 Jimmy Rayl (Indiana), 2/12/62
42 Glenn Robinson (Purdue), 2/13/93
42 Oliver Shannon (Minnesota), 3/6/71
42 Pete Maravich (LSU), 12/15/67
41 Scott May (Indiana), 2/26/76
40 Rick Mount (Purdue), 1/9/68
40 Gary Bradds (Ohio State), 2/15/64

MOST POINTS, TEAM

- 120 at Michigan (102), 2/12/66
119 at Iowa (100), 2/10/70
114 at Indiana (61), 1/31/76
111 at Minnesota (92), 2/1/64
109 vs. Missouri (96), 3/19/94
109 Minnesota (78), 2/12/94
108 at Indiana (82), 2/24/64
108 at Kentucky (85), 12/20/63
107 at Michigan (86), 2/2/76
107 at Purdue (80), 2/16/74



Purdue's Glenn Robinson

Individual Records

CAREER

Points


- 2,147 Michael Finley, 1992-95
 - 1,854 Danny Jones, 1987-90
 - 1,745 Claude Gregory, 1978-81
 - 1,736 Rick Olson, 1983-86
 - 1,545 Trent Jackson, 1986-89
 - 1,408 Clarence Sherrod, 1969-71
 - 1,405 Cory Blackwell, 1982-84
 - 1,294 Sean Mason, 1995-96, '98-99
 - 1,264 Tracy Webster, 1992-94
 - 1,251 Wes Matthews, 1978-80
- Big Ten: 1,385, Michael Finley, 1992-95*

Scoring Average

- 19.6 Clarence Sherrod, 1969-71
 - 18.7 Michael Finley, 1992-95
 - 18.1 Wes Matthews, 1978-80
 - 16.9 Cory Blackwell, 1982-84
 - 16.9 Joe Franklin, 1966-68
 - 16.6 Leon Howard, 1971-73
 - 15.9 Claude Gregory, 1978-81
 - 15.9 James Johnson, 1967-69
 - 15.7 Danny Jones, 1987-90
 - 15.6 Rashard Griffith, 1994-95
 - 15.6 Trent Jackson, 1986-89
- Big Ten: 21.1, Clarence Sherrod, 1969-71*

Field Goals

- 739 Michael Finley, 1992-95
- 729 Rick Olson, 1983-86
- 723 Danny Jones, 1987-90



Danny Jones

- 656 Claude Gregory, 1978-81
 - 563 Cory Blackwell, 1982-84
 - 557 Trent Jackson, 1986-89
 - 500 Clarence Sherrod, 1969-71
 - 489 Wes Matthews, 1978-80
 - 465 Joe Chmelich, 1977-80
 - 459 Joe Franklin, 1966-68
- Big Ten: 471, Michael Finley, 1992-95*

Field Goal Attempts

- 1,681 Michael Finley, 1992-95
 - 1,535 Rick Olson, 1983-86
 - 1,492 Claude Gregory, 1978-81
 - 1,351 Danny Jones, 1987-90
 - 1,234 Cory Blackwell, 1982-84
 - 1,230 Clarence Sherrod, 1969-71
 - 1,218 Bob Litzow, 1956-58
 - 1,206 Trent Jackson, 1986-89
 - 1,199 Don Rehfeldt, 1947-50
 - 1,088 Ab Nicholas, 1950-52
- Big Ten: 1,098, Michael Finley, 1992-95*

Field Goal Percentage

- (min. 500 attempts)
- .573 Patrick Tompkins (306-534), 1988-91
 - .557 Andy Kowske (359-645), 1998-01
 - .554 Rashard Griffith (294-531), 1994-95
 - .545 Willie Simms (391-717), 1988-91
 - .535 Danny Jones (723-1351), 1987-90
 - .527 J.J. Weber (405-768), 1984-87
 - .512 Joe Chmelich (465-908), 1977-80
 - .493 M. Heineman (262-532), 1984-87
 - .493 Brad Sellers (356-723), 1982-83
 - .491 Scott Roth (455-927), 1982-85
- Big Ten (min. 400 att.): .532, Danny Jones (446-839), 1987-90*

3-Point Field Goals

- 227 Tim Locum, 1988-91
 - 213 Michael Finley, 1992-95
 - 193 Trent Jackson, 1986-89
 - 167 Tracy Webster, 1992-94
 - 166 Sean Mason, 1995-99
 - 162 Andy Kilbride, 1992-95
 - 120 Jon Bryant, 1999-2000
 - 103 Duany Duany, 1996-2000
 - 94 Ty Calderwood, 1997, '99
 - 94 Brian Good, 1989-92
- Big Ten: 141, Michael Finley, 1992-95*

3-Point Field Goal Attempts

- 631 Michael Finley, 1992-95
- 481 Tim Locum, 1988-91
- 471 Sean Mason, 1995-99
- 430 Trent Jackson, 1986-89
- 406 Tracy Webster, 1992-94

- 388 Andy Kilbride, 1992-95
 - 319 Jon Bryant, 1999-2000
 - 316 Duany Duany, 1996-2000
 - 282 Ty Calderwood, 1997, '99
 - 253 Hennssy Auriantal, 1996-99
- Big Ten: 413, Michael Finley, 1992-95*

3-Point Field Goal Percentage

- (min. 60 attempts)
- .475 Mike Heineman (29-61), 1984-87
 - .472 Tim Locum (227-481), 1988-91
 - .449 Trent Jackson (193-430), 1986-89
 - .431 Brian Good (94-218), 1989-92
 - .424 Shelton Smith (59-139), 1985-87
 - .418 Andy Kilbride (162-388), 1992-95
 - .411 Tracy Webster (167-406), 1992-94
 - .396 John Ellenson (36-91), 1989-91
 - .389 Kirk Penney (93-239), 2000-01**
 - .376 Jon Bryant (120-319), 1999-00
- Big Ten (min. 100 att.): .454, Tim Locum (128-282), 1988-91; and Trent Jackson (128-282), 1986-89*

Free Throws

- 456 Michael Finley, 1992-95
 - 433 Claude Gregory, 1978-81
 - 408 Danny Jones, 1987-90
 - 408 Clarence Sherrod, 1969-71
 - 332 Sean Mason, 1995-99
 - 316 Dick Cable, 1952-55
 - 307 Paul Morrow, 1952-54
 - 301 James Johnson, 1967-69
 - 299 Leon Howard, 1971-73
 - 297 Joe Franklin, 1966-68
- Big Ten: 302, Michael Finley, 1992-95*


Free Throw Attempts

- 599 Danny Jones, 1987-90
 - 593 Michael Finley, 1992-95
 - 586 Claude Gregory, 1978-81
 - 522 Clarence Sherrod, 1969-71
 - 476 Joe Franklin, 1966-68
 - 449 Paul Morrow, 1952-54
 - 429 James Johnson, 1967-69
 - 423 Leon Howard, 1971-73
 - 422 Ab Nicholas, 1950-52
 - 418 Sean Mason, 1995-99
- Big Ten: 387, Michael Finley, 1992-95; and Claude Gregory, 1978-81*

Free Throw Percentage

- (min. 175 attempts)
- .870 Rick Olson (260-299), 1983-86
 - .856 Tim Locum (166-194), 1988-91

Individual Records (cont.)



Claude Gregory

3. .817 Wes Matthews (273-334), 1978-80
 4. .804 Mike Carlin (172-214), 1966-68
 5. .801 Dick Miller (246-307), 1954-56
 6. .794 Sean Mason (332-418), 1995-99
 7. .782 C. Sherrod (408-522), 1969-71
 8. .775 Tracy Webster (207-267), 1992-94
 9. .773 Trent Jackson (238-308), 1986-89
 10. .768 Michael Finley (456-593), 1992-95
- Big Ten (min. 100 att.): .874, Rick Olson (166-190), 1983-86*


Rebounds

1. 904 Claude Gregory, 1978-81
 2. 858 Joe Franklin, 1966-68
 3. 841 Joe Chrnelich, 1977-80
 4. 806 Kim Hughes, 1972-74
 5. 718 Larry Petty, 1978-81
 6. 680 Dale Koehler, 1973-76
 7. 656 Andy Kowske, 1998-01
 8. 648 Michael Finley, 1992-95
 9. 644 Sean Daugherty, 1995-98
 10. 641 Tom Gwyn, 1961-63
- Big Ten: 609, Claude Gregory, 1978-81*

Rebounding Average

(min. 500 rebounds)

1. 11.9 Joe Franklin, 1966-68
2. 11.2 Kim Hughes, 1972-74
3. 10.4 Jack Brens, 1962-64
4. 8.9 Tom Gwyn, 1961-63
5. 8.7 Dale Koehler, 1973-76
6. 8.2 Claude Gregory, 1978-81
7. 7.8 Kerry Hughes, 1972-74
8. 7.7 Joe Chrnelich, 1977-80



Joe Franklin

9. 7.6 Leon Howard, 1971-73
 - 7.6 Ken Siebel, 1961-63
- Big Ten (min. 350 reb.): 12.4, Joe Franklin, 1966-68*

Assists

1. 501 Tracy Webster, 1992-94
 2. 388 Mike Heineman, 1984-87
 3. 371 Michael Finley, 1992-95
 4. 344 Mike Kelley, 1998-01
 5. 335 Tom Molaski, 1986-89
 6. 311 Mark Vershaw, 1998-01
 7. 290 Arnold Gaines, 1977-80
 8. 261 Trent Jackson, 1986-89
 9. 259 Rick Olson, 1983-86
 10. 255 Scott Roth, 1982-85
 - 255 Wes Matthews, 1978-80
- Big Ten: 295, Tracy Webster, 1992-94*

Steals

1. 275 Mike Kelley, 1998-01
 2. 183 Tracy Webster, 1992-94
 3. 168 Michael Finley, 1992-95
 4. 151 Trent Jackson, 1986-89
 5. 133 Hennssy Auriantal, 1996-99
 6. 131 Claude Gregory, 1978-81
 7. 113 Wes Matthews, 1978-80
 8. 111 Ty Calderwood, 1997, '99
 9. 110 Tom Molaski, 1986-89
- Big Ten: 138, Mike Kelley, 1998-01*

Blocked Shots

1. 124 Rashard Griffith, 1994-95
2. 120 Brad Sellers, 1982-83

3. 102 Kurt Portmann, 1987-90
 4. 95 J.J. Weber, 1984-87
 5. 92 Louis Ely, 1991-93
 6. 86 Andy Kowske, 1998-01
 7. 78 Michael Finley, 1992-95
 8. 71 Sam Okey, 1996-98
 9. 67 Claude Gregory, 1978-81
 10. 63 Grant Johnson, 1991-94
- Big Ten: 80, Rashard Griffith, 1994-95*

Games Played

1. 128 Mike Kelley, 1998-01
 - 128 Andy Kowske, 1998-01
 - 128 Mark Vershaw, 1998-01
 4. 118 Tim Locum, 1988-91
 - 118 Danny Jones, 1987-90
 - 118 Kurt Portmann, 1987-90
 7. 117 Sean Daugherty, 1995-98
 8. 115 Michael Finley, 1992-95
 9. 113 Duany Duany, 1996-2000
 - 113 Hennssy Auriantal, 1996-99
 - 113 Tom Molaski, 1986-89
- Big Ten: 72, five players tied*

Games Started

1. 116 Mike Kelley, 1998-01
 2. 112 Rick Olson, 1983-86
 - 112 Michael Finley, 1992-95
 4. 109 Andy Kowske, 1998-01
 - 109 Danny Jones, 1987-90
 6. 108 Joe Chrnelich, 1977-80
 7. 99 Larry Petty, 1978-81
 8. 88 Tracy Webster, 1992-94
 - 88 Claude Gregory, 1978-81
 10. 85 Sean Daugherty, 1995-98
- Big Ten: 72, Rick Olson, 1983-86*

Minutes Played


1. 3,962 Rick Olson, 1983-86
 2. 3,945 Michael Finley, 1992-95
 3. 3,712 Mike Kelley, 1998-01
 4. 3,623 Danny Jones, 1987-90
 5. 3,466 Mark Vershaw, 1998-01
 6. 3,410 Claude Gregory, 1978-81
 7. 3,392 Larry Petty, 1978-81
 8. 3,118 Andy Kowske, 1998-01
 9. 3,007 Sean Daugherty, 1995-98
 10. 2,943 Tracy Webster, 1992-94
- Big Ten: 2,588, Michael Finley, 1992-95*

SEASON

Points

1. 620 Michael Finley, 1993
2. 611 Danny Jones, 1989
3. 592 Michael Finley, 1994
4. 574 Trent Jackson, 1989

Individual Records (cont.)



Rick Olson

5. 571 Rick Olson, 1986
 6. 570 Clarence Sherrod, 1971
 7. 554 Michael Finley, 1995
 8. 550 Claude Gregory, 1981
 9. 549 Wes Matthews, 1980
 10. 548 Danny Jones, 1990
- Big Ten: 417, Michael Finley, 1993*

Scoring Average

1. 23.8 Clarence Sherrod, 1971
 2. 22.7 Joe Franklin, 1968
 3. 22.4 Clarence Sherrod, 1970
 4. 22.1 Michael Finley, 1993
 5. 20.5 Michael Finley, 1995
 6. 20.4 Michael Finley, 1994
 - 20.4 Danny Jones, 1989
 - 20.4 Rick Olson, 1986
 - 20.4 Claude Gregory, 1981
 10. 20.2 Dick Cable, 1955
- Big Ten: 24.8, Clarence Sherrod, 1970*

Rebounds

1. 344 Jim Clinton, 1951
 2. 334 Joe Franklin, 1968
 3. 306 Jack Brens, 1963
 4. 301 Kim Hughes, 1973
 5. 290 Paul Morrow, 1952
 6. 289 Joe Franklin, 1967
 7. 281 Rashard Griffith, 1995
 8. 270 James Gregory, 1977
 9. 267 Tom Gwyn, 1963
 10. 266 Kim Hughes, 1974
- Big Ten: 222, Jim Clinton, 1951*

Rebounding Average

1. 15.6 Jim Clinton, 1951
 2. 13.9 Joe Franklin, 1968
 3. 13.2 Paul Morrow, 1952
 4. 12.8 Jack Brens, 1963
 5. 12.5 Kim Hughes, 1973
 6. 12.0 Joe Franklin, 1967
 7. 11.3 Ab Nicholas, 1951
 8. 11.1 Tom Gwyn, 1963
 - 11.1 Kim Hughes, 1974
 10. 11.0 Al Henry, 1970
- Big Ten: 15.8, Jim Clinton, 1951*

Field Goals

1. 237 Rick Olson, 1986
 2. 231 Danny Jones, 1989
 3. 223 Michael Finley, 1993
 4. 215 Danny Jones, 1990
 - 215 Cory Blackwell, 1983
 6. 211 Wes Matthews, 1980
 - 211 Clarence Sherrod, 1971
 8. 208 Michael Finley, 1994
 9. 202 Joe Franklin, 1968
 10. 201 Trent Jackson, 1989
 - 201 Cory Blackwell, 1984
- Big Ten: 149, Rick Olson, 1986*

Field Goal Attempts

1. 519 Clarence Sherrod, 1971
 2. 505 Don Rehfeldt, 1960
 3. 485 Rick Olson, 1986
 4. 478 Michael Finley, 1993
 5. 470 Michael Finley, 1995
 6. 468 Bob Litzow, 1957
 7. 465 Cory Blackwell, 1983
 8. 449 Danny Jones, 1989
 9. 446 Michael Finley, 1994
 10. 439 Cory Blackwell, 1984
- Big Ten: 335, Michael Finley, 1995*

Field Goal Percentage

- (min. 100 attempts)
1. .636 Patrick Tompkins (164-258), 1991
 2. .611 Louis Ely (80-131), 1993
 3. .592 Jeff Petersen (93-157), 1994
 4. .583 Andy Kowske (137-235), 2000
 5. .574 Andy Kowske (85-148), 1999
 6. .573 Willie Simms (153-267), 1991
 7. .570 Danny Jones (176-309), 1988
 - .570 Al Rudd (81-142), 1976
 9. .566 Rashard Griffith (167-295), 1995
 10. .562 J.J. Weber (182-324), 1987
- Big Ten: .591 Patrick Tompkins (94-159), 1991*

3-Point Field Goals

1. 78 Sean Mason, 1999
2. 75 Tracy Webster, 1992
3. 74 Jon Bryant, 2000
- 74 Trent Jackson, 1988


5. 73 Trent Jackson, 1989
 6. 70 Kirk Penney, 2001
 7. 67 Tim Locum, 1990
 8. 66 Michael Finley, 1994
 9. 65 Tim Locum, 1991
 10. 63 Michael Finley, 1993
- Big Ten: 53, Tracy Webster, 1992*

3-Point Field Goal Attempts

1. 208 Sean Mason, 1999
 2. 204 Michael Finley, 1995
 3. 200 Jon Bryant, 2000
 4. 182 Michael Finley, 1994
 5. 173 Michael Finley, 1993
 6. 165 Ty Calderwood, 1999
 7. 164 Trent Jackson, 1988
 8. 163 Trent Jackson, 1989
 9. 162 Kirk Penney, 2001
 10. 161 Sean Mason, 1998
- Big Ten: 126, Michael Finley, 1993*

3-Point Field Goal Percentage

- (min. 60 attempts)
1. .490 Tracy Webster (75-153), 1992
 2. .486 Tim Locum (54-111), 1989
 3. .485 Tim Locum (65-134), 1991
 4. .475 Mike Heineman (29-61), 1987
 5. .469 Tim Locum (67-143), 1990
 6. .458 Andy Kilbride (49-107), 1993
 - .458 Brian Good (38-83), 1992
 8. .451 Trent Jackson (74-164), 1988
 9. .448 Trent Jackson (73-163), 1989
 10. .441 Tim Locum (41-93), 1988
- Big Ten: .500, Tracy Webster (53-106), 1992*



Tim Locum

Individual Records (cont.)

Free Throws

- 168 Clarence Sherrod, 1970
- 152 Claude Gregory, 1981
- 149 Danny Jones, 1989
- 148 Clarence Sherrod, 1970
- 145 Dick Miller, 1956
- 140 Michael Finley, 1995
- 140 Joe Franklin, 1968
- 140 Claude Gregory, 1980
- 137 Sean Mason, 1999
- 134 James Johnson, 1969

Big Ten: 115, Clarence Sherrod, 1970

Free Throw Attempts

- 210 Joe Franklin, 1968
- 202 Clarence Sherrod, 1970
- 202 Claude Gregory, 1981
- 200 Clarence Sherrod, 1971
- 199 Danny Jones, 1989
- 192 James Johnson, 1969
- 189 Claude Gregory, 1980
- 188 Danny Jones, 1990
- 181 Cory Blackwell, 1984
- 181 Dick Cable, 1956
- 181 Michael Finley, 1995

Big Ten: 146, Joe Franklin, 1968

Free Throw Percentage


(min. 50 made)

- .905 Brian Good (57-63), 1990
- .894 Rick Olson (59-66), 1984
- .890 Rick Olson (72-82), 1985
- .888 Wes Matthews (127-143), 1980
- .882 Rick Olson (97-110), 1986
- .864 Tim Locum (51-59), 1991
- .841 Chuck Nagle (53-63), 1969
- .832 Clarence Sherrod (168-202), 1970
- .830 Trent Jackson (88-106), 1988
- .828 Brad Sellers (82-99), 1983

Big Ten (min. 40 made): .923, Rick Olson (48-52), 1984

Consecutive Free Throws Made

- 35 Wes Matthews, 1980
- 30 Rick Olson, 1984
- 28 Tracy Webster, 1993
- 28 Brad Sellers, 1983
- 27 Dick Miller, 1956
- 26 Clarence Sherrod, 1970
- 25 Roy Boone, 2001
- 24 Brian Good, 1992
- 23 Michael Finley, 1993
- 22 Five players tied



Tracy Webster

Assists

- 179 Tracy Webster, 1993
- 171 Tracy Webster, 1994
- 151 Tracy Webster, 1992
- 137 Mike Heineman, 1987
- 118 Mark Vershaw, 2000
- 118 Wes Matthews, 1980
- 114 Mike Kelley, 2000
- 111 Mike Heineman, 1985
- 108 Tom Molaski, 1989
- 108 Michael Finley, 1995

Big Ten: 114, Tracy Webster, 1993

Assist-to-turnover ratio

(min. 50 assists and at least 2-to-1 ratio)

- 4.30 Mike Kelley, 1999
- 3.26 Mike Kelley, 2000
- 2.38 Tracy Webster, 1994
- 2.36 Mike Heineman, 1985
- 2.33 Mike Heineman, 1986
- 2.24 Tracy Webster, 1993
- 2.23 Mike Kelley, 2001
- 2.07 Tim Locum, 1989
- 2.06 Tom Molaski, 1987
- 2.01 Mike Heineman, 1987

Big Ten: 6.25, Mike Kelley, 1999

Steals

- 95 Mike Kelley, 2000
- 69 Tracy Webster, 1994
- 66 Tracy Webster, 1993

- 63 Ty Calderwood, 1997
- 62 Mike Kelley, 1999
- 60 Mike Kelley, 2001
- 59 Trent Jackson, 1988
- 58 Mike Kelley, 1998
- 53 Wes Matthews, 1979
- 52 Michael Finley, 1995

Big Ten: 46, Tracy Webster, 1993

Blocked Shots

- 68 Brad Sellers, 1983
- 66 Rashard Griffith, 1994
- 58 Rashard Griffith, 1995
- 52 Brad Sellers, 1982
- 45 J.J. Weber, 1987
- 42 Sam Okey, 1996
- 41 Louis Ely, 1992
- 34 Paul Grant, 1997
- 34 Kurt Portmann, 1989
- 31 Louis Ely, 1993

Big Ten: 44, Rashard Griffith, 1995

Games Played

- 36 Jon Bryant, 2000
- 36 Roy Boone, 2000
- 36 Travon Davis, 2000
- 36 Mike Kelley, 2000
- 36 Andy Kowske, 2000
- 36 Mark Vershaw, 2000
- 36 Charlie Wills, 2000

Games Started

- 35 Mike Kelley, 2000
- 35 Andy Kowske, 2000
- 32 Andy Kowske, 1999
- 32 Sean Mason, 1999
- 32 Sam Okey, 1996
- 31 Ty Calderwood, 1999
- 31 Sean Daugherty, 1996
- 31 Tracy Webster, 1992
- 31 Danny Jones, 1990
- 31 J.J. Weber, 1987

Minutes Played

- 1,122 Mark Vershaw, 2000
- 1,099 Trent Jackson, 1989
- 1,091 Patrick Tompkins, 1991
- 1,077 Tracy Webster, 1992
- 1,062 Danny Jones, 1989
- 1,050 Mike Kelley, 2000
- 1,046 Michael Finley, 1994
- 1,045 Cory Blackwell, 1983
- 1,043 Danny Jones, 1990
- 1,032 Trent Jackson, 1988

Big Ten: 693, Trent Jackson, 1989

Individual Records (cont.)

SINGLE GAME

Points

- 42 Michael Finley at Eastern Michigan, 12/10/94
- 42 Ken Barnes vs. Indiana, 3/8/65
- 39 Rick Olson vs. Michigan, 1/14/84
- 38 Dale Koehler vs. Iowa, 2/1/75
- 38 Joe Franklin vs. Michigan State, 1/16/68
- 37 Chuck Nagle vs. Michigan, 3/4/67
- 36 Michael Finley vs. Missouri, 3/19/94
- 36 Tracy Webster vs. SE Missouri State, 11/25/91
- 36 Dale Koehler vs. Michigan, 2/2/76

Points in a half

- 33 Michael Finley (2nd) at Eastern Michigan, 12/10/94
- 28 Dale Koehler (2nd) at Michigan, 2/2/76
- 27 Marty Gharrity (2nd) vs. Loyola Chicago, 12/12/59
- 25 Michael Finley (1st) vs. Michigan State, 2/2/94
- 24 Tracy Webster (2nd) vs. SE Missouri State, 11/25/91
- 23 Rick Olson (1st) vs. Michigan, 1/14/83
- 23 Clarence Sherrod (2nd) at Iowa, 2/10/70
- 23 Joe Franklin (2nd) vs. Illinois, 3/11/67
- 23 Ken Barnes (1st) vs. Indiana, 3/8/65
- 22 Michael Finley (2nd) vs. UW-Green Bay, 12/5/92

Rebounds

- 30 Paul Morrow vs. Purdue, 1/3/53
- 27 Joe Franklin vs. Purdue, 3/2/68
- 26 Mark Zubor vs. Gonzaga, 12/17/63
- 25 Joe Chmelich vs. St. Mary's, 12/2/76
- 23 Joe Franklin at Illinois, 12/19/66
- 23 Ken Barnes vs. Indiana, 3/8/65
- 23 Jack Brens vs. St. John's, 1/26/63
- 23 Curt Mueller vs. N'western, 3/3/56
- 22 Kerry Hughes vs. Iowa, 2/9/74
- 22 Jack Brens vs. Illinois, 2/11/63

Field Goals

- 17 Michael Finley at Eastern Michigan, 12/10/94
- 17 Rick Olson vs. San Francisco State, 12/2/85
- 16 Bob Litzow vs. Indiana, 2/10/58
- 15 Nine players tied


Field Goal Attempts

- 37 Don Rehfeldt vs. Iowa, 2/28/49
- 32 Bob Litzow vs. Indiana, 2/10/58
- 32 Don Rehfeldt vs. Iowa, 2/18/50
- 31 Michael Finley at Eastern Michigan, 12/10/94
- 31 Don Rehfeldt at UCLA, 12/23/48
- 30 Bob Litzow at Ohio State, 1/14/56


Field Goal Percentage

(min. 10 attempts)


- .923 Al Henry (12-13) vs. Minnesota, 1/13/70
- .909 Larry Hisle (10-11) vs. Texas-Arlington, 12/22/90
- .909 Scott Roth (10-11) at New Mexico, 12/29/84
- .900 Carlton McGee (9-10) vs. Michigan, 2/26/92



Jon Bryant



Larry Hisle



Ty Calderwood

- .900 Willie Simms (9-10) vs. Iowa, 1/11/90
- .900 Patrick Tompkins (9-10) at Oregon, 11/24/90
- .900 Trent Jackson (9-10) vs. Northwestern, 1/30/88
- .900 Larry Petty (9-10) vs. Illinois, 1/18/79

3-Point Field Goals

- 7 Jon Bryant vs. Fresno State, 3/16/00
- 7 Michael Finley at E. Mich., 12/10/94
- 7 Tracy Webster vs. Missouri, 3/19/94
- 7 Michael Finley at Michigan, 1/29/94
- 7 Larry Hisle vs. UT-Arlington, 12/22/90
- 7 Tim Locum vs. Rollins, 12/15/89
- 7 Tim Locum vs. Butler, 12/5/87
- 7 Trent Jackson at Ohio State, 1/17/87

3-Point Field Goal Attempts

- 16 Michael Finley at E. Mich., 12/10/94
- 13 Tracy Webster vs. Missouri, 3/19/94
- 13 Michael Finley at Minnesota, 2/18/93
- 12 Michael Finley vs. Valparaiso, 12/6/94
- 12 Andy Kilbride at Minnesota, 2/28/95
- 12 Michael Finley at Michigan, 1/29/94
- 12 Tim Locum vs. Butler, 12/5/87
- 11 13 players tied

3-Point Field Goal Percentage

(min. 6 attempts)

- 1.000 Larry Hisle (7-7) vs. UT-Arlington, 12/22/90
- .833 Tracy Webster (5-6) vs. Illinois, 2/20/92
- .833 Tim Locum (5-6) vs. Iowa, 1/25/88
- .833 Tim Locum (5-6) vs. Iowa, 1/17/91
- .833 Shelton Smith (5-6) vs. Northern Illinois, 12/11/86
- .778 Tim Locum (7-9) vs. Rollins, 12/15/89
- .750 Sean Mason (6-8) at Michigan, 2/28/98
- .750 Tim Locum (6-8) vs. Western Kentucky, 11/25/89
- .750 Trent Jackson (6-8) vs. Oregon, 11/26/88

Free Throws

- 17 Dale Koehler vs. Loyola Chicago, 12/6/75
- 15 Paul Grant vs. Iowa, 2/26/97
- 15 Michael Finley vs. Michigan, 2/11/95
- 15 Bill Pearson at Northwestern, 2/18/78
- 15 Paul Morrow at Michigan, 2/21/53
- 14 Four players tied

Individual Records (cont.)

Free Throw Attempts

1. 24 Paul Morrow at Michigan, 2/21/53
2. 23 Dale Koehler vs. Loyola Chicago, 12/6/75
3. 19 Willie Simms vs. Minnesota, 1/7/91
- 19 Joe Franklin vs. Michigan, 1/10/67
5. 18 Ty Calderwood at St. Bonaventure, 12/14/96
- 18 Joe Franklin at Northwestern, 3/9/68
7. 17 Seven players tied

Free Throw Percentage

(min. 10 attempts)

1. 1.000 Paul Grant (15-15) vs. Iowa, 2/26/97
- 1.000 Rick Olson (14-14) vs. Purdue, 2/13/86
- 1.000 Sean Mason (13-13) at Ohio State, 1/3/98
- 1.000 Six players tied at 12-12
- 1.000 Six players tied at 11-11
- 1.000 Six players tied at 10-10

Assists

1. 13 Tracy Webster vs. Michigan, 2/26/92
- 13 Wes Matthews vs. Army, 12/30/79
3. 12 Mike Kelley vs. Maryland, 11/29/00
- 12 Tracy Webster vs. Coastal Carolina, 12/7/92
5. 11 Mike Heineman vs. Northwestern, 3/9/85
- 11 Wes Matthews at Northwestern, 2/24/79
- 11 Joe Chmelich vs. Canisius, 12/3/77
- 11 Jim Smith at Northwestern, 2/19/77
- 11 Dick Cable vs. California, 12/26/52
10. 10 by several players

Steals

1. 10 Mike Kelley vs. Texas, 12/7/99
- 10 Michael Finley vs. Purdue, 2/13/93
3. 9 Mike Heineman vs. Morgan State, 11/25/84
4. 8 Mike Kelley at Illinois State, 12/5/98
5. 6 seven players tied

Blocked Shots

1. 9 Brad Sellers vs. Toledo, 11/29/82
2. 8 Kim Hughes vs. Rollins, 12/1/73
3. 7 Brad Sellers vs. Minnesota, 1/21/82
- 7 Brad Sellers vs. Ball State, 12/8/82
5. 6 Rashard Griffith at Northwestern, 2/15/95
- 6 Rashard Griffith vs. Illinois, 2/4/95
- 6 Rashard Griffith at Texas Tech, 12/11/93
- 6 Louis Ely at Illinois, 1/22/92
- 6 Kim Hughes vs. Illinois, 1/19/74
10. 5 seven players tied

DOUBLE-DOUBLES

POINTS & REBOUNDS (CAREER)

| Player | Years | No. |
|------------------|---------|-----|
| Joe Franklin | 1966-68 | 47 |
| Kim Hughes | 1972-74 | 39 |
| Claude Gregory | 1978-81 | 32 |
| Dale Koehler | 1973-76 | 31 |
| Jack Brens | 1962-64 | 27 |
| Rashard Griffith | 1994-95 | 24 |
| Paul Morrow | 1952-54 | 23 |
| Joe Chmelich | 1977-80 | 22 |

POINTS & REBOUNDS (SEASON)

| Player | Years | No. |
|------------------|---------|-----|
| Joe Franklin | 1967-68 | 21 |
| Kim Hughes | 1972-73 | 16 |
| Joe Franklin | 1966-67 | 16 |
| Jack Brens | 1962-63 | 16 |
| Rashard Griffith | 1994-95 | 15 |
| Dale Koehler | 1975-76 | 15 |
| James Gregory | 1976-77 | 14 |
| Kim Hughes | 1973-74 | 13 |

PLAYERS WHO AVERAGED A DOUBLE-DOUBLE FOR ENTIRE SEASON

| Player | Year | Pts. | Reb. |
|------------------|---------|------|------|
| Rashard Griffith | 1994-95 | 17.2 | 10.8 |
| James Gregory | 1976-77 | 15.9 | 10.0 |
| Dale Koehler | 1975-76 | 19.4 | 10.1 |
| Dale Koehler | 1974-75 | 18.2 | 10.1 |
| Kim Hughes | 1973-74 | 15.3 | 11.1 |
| Kim Hughes | 1972-73 | 13.8 | 12.5 |
| Glen Richgels | 1970-71 | 12.1 | 10.6 |
| Al Henry | 1969-70 | 15.0 | 11.0 |
| Joe Franklin | 1967-68 | 22.7 | 13.9 |
| Joe Franklin | 1966-67 | 16.1 | 12.0 |
| Jack Brens | 1962-63 | 17.8 | 12.8 |
| Tom Gwyn | 1962-63 | 10.9 | 11.1 |
| Paul Morrow | 1951-52 | 12.5 | 13.2 |
| Jim Clinton | 1950-51 | 12.2 | 15.6 |
| Ab Nicholas | 1950-51 | 16.6 | 11.3 |

POINTS & ASSISTS

| | |
|--|---------------|
| Tracy Webster at Loyola-Marymount (12-10) | Dec. 4, 1993 |
| Tracy Webster vs. UW-Milwaukee (17-10) | Nov. 27, 1993 |
| Tracy Webster vs. Northwestern (27-10) | Feb. 3, 1993 |
| Tracy Webster vs. Detroit Mercy (22-10) | Dec. 23, 1992 |
| Tracy Webster vs. Michigan (10-13) | Feb. 26, 1992 |
| Tracy Webster vs. Illinois (33-10) | Feb. 20, 1992 |
| Tracy Webster vs. Coastal Carolina (20-12) | Dec. 7, 1991 |
| Willie Simms vs. Ohio State (14-10) | Feb. 14, 1991 |
| Wes Matthews vs. Army (18-13) | Dec. 30, 1979 |
| Dan Hastings vs. Michigan State (14-10) | March 3, 1979 |
| Wes Matthews at Northwestern (23-11) | Feb. 24, 1979 |
| James Smith at Northwestern (10-11) | Feb. 19, 1977 |

POINTS & STEALS

| | |
|-----------------------------------|---------------|
| Michael Finley vs. Purdue (33-10) | Feb. 13, 1993 |
|-----------------------------------|---------------|

Individual Records (cont.)

FRESHMAN (SEASON)

Games Played

1. 34 Kirk Penney, 2000
2. 32 Charlie Wills, 1999
- 32 Hennssy Auriantal, 1996
- 32 Sam Okey, 1996
5. 31 six players tied

Games Started

1. 32 Sam Okey, 1996
2. 29 Mike Kelley, 1998
3. 28 Michael Finley, 1992
- 28 Rick Olson, 1983
5. 27 Brad Sellers, 1982
- 27 James Gregory, 1977
- 27 Arnold Gaines, 1977

Minutes Played

1. 1,024 Sam Okey, 1996
2. 979 Rick Olson, 1983
3. 964 Brad Sellers, 1982
4. 920 Michael Finley, 1992
5. 904 Hennssy Auriantal, 1996

Points

1. 429 James Gregory, 1977
2. 423 Sam Okey, 1996
3. 381 Michael Finley, 1992
4. 378 Brad Sellers, 1982
5. 365 Cory Blackwell, 1982

Scoring Average

1. 15.9 James Gregory, 1977
2. 14.5 Wes Matthews, 1978
3. 14.0 Brad Sellers, 1982
4. 13.9 Rashard Griffith, 1994
5. 13.5 Cory Blackwell, 1982

Field Goals

1. 167 Brad Sellers, 1982
2. 166 James Gregory, 1977
3. 151 Sam Okey, 1996
4. 147 Cory Blackwell, 1982
5. 130 Michael Finley, 1992


Field Goal Attempts

1. 403 James Gregory, 1977
2. 351 Brad Sellers, 1982
3. 343 Sam Okey, 1996
4. 330 Cory Blackwell, 1982
5. 326 Rick Olson, 1983

Field Goal Percentage

(min. 100 attempts)

1. .570 Al Rudd (81-142), 1976
2. .558 Danny Jones (101-181), 1987



Sam Okey (above) and Magic Johnson are the only freshmen in Big Ten history to record 400 points, 200 rebounds and 100 assists in a season.

3. .538 Rashard Griffith (127-236), 1994
4. .537 Joe Chernelich (122-227), 1977
5. .496 Andy Kowske (58-117), 1998

3-Point Field Goals

1. 49 Jeremy Hall, 1996
2. 41 Tim Locum, 1988
3. 35 Hennssy Auriantal, 1996
4. 28 Duany Duany, 1997
5. 26 Michael Finley, 1992

3-Point Field Goal Attempts

1. 132 Jeremy Hall, 1996
2. 93 Tim Locum, 1988
3. 88 Hennssy Auriantal, 1996
4. 86 Duany Duany, 1997
5. 81 Jalil Roberts, 1994

3-Point Field Goal Percentage

(min. 60 attempts)

1. .441 Tim Locum (41-93), 1988
2. .398 Hennssy Auriantal (35-88), 1996
3. .371 Jeremy Hall (49-132), 1996
4. .361 Michael Finley (26-72), 1992
5. .339 Sean Mason (21-62), 1995

Free Throws

1. 100 Sam Okey, 1996
2. 97 James Gregory, 1977

3. 95 Michael Finley, 1992
4. 94 Rashard Griffith, 1994
5. 77 Joe Chernelich, 1977

Free Throw Attempts

1. 162 Rashard Griffith, 1994
2. 142 Sam Okey, 1996
3. 139 James Gregory, 1977
4. 128 Michael Finley, 1992
5. 113 Joe Chernelich, 1977

Free Throw Percentage

(min. 50 made)

1. .742 Michael Finley (95-128), 1992
2. .707 Claude Gregory (70-99), 1978
3. .704 Sam Okey (100-142), 1996
4. .698 James Gregory (97-139), 1977
5. .689 Cory Blackwell (71-103), 1982

Rebounds

1. 270 James Gregory, 1977
2. 254 Brad Sellers, 1982
3. 238 Joe Chernelich, 1977
4. 218 Sam Okey, 1996
5. 212 Rashard Griffith, 1994

Rebounding Average

1. 10.0 James Gregory, 1977
2. 9.4 Brad Sellers, 1982
3. 8.8 Joe Chernelich, 1977
4. 8.5 Rashard Griffith, 1994
5. 6.8 Sam Okey, 1996

Assists

1. 100 Sam Okey, 1996
2. 93 Carl Golston, 1982
- 93 Arnold Gaines, 1977
4. 85 Michael Finley, 1992
5. 83 Rick Olson, 1983

Blocked Shots

1. 66 Rashard Griffith, 1994
2. 52 Brad Sellers, 1982
3. 42 Sam Okey, 1996
4. 24 Michael Finley, 1992
5. 21 Claude Gregory, 1978

Steals

1. 58 Mike Kelley, 1998
2. 43 Hennssy Auriantal, 1996
3. 35 Sam Okey, 1996
4. 30 Rick Olson, 1983
5. 28 Cory Blackwell, 1982

Individual Records (cont.)



Rashard Griffith scored 27 points in his first game at Wisconsin.

FRESHMEN DEBUTS

(Top freshmen performances in the first game of the season; non-starters in italics)

Most Points

| Pts. | Player | Opponent | Date |
|------|------------------|------------------|----------|
| 27 | Rashard Griffith | Wright State | 11/27/93 |
| 16 | Cory Blackwell | Illinois-Chicago | 12/4/81 |
| 16 | Brian Colbert | Ohio University | 11/30/74 |
| 15 | Michael Finley | Loyola (Ill.) | 11/23/91 |
| 15 | Carl Golston | Illinois-Chicago | 12/4/81 |

Most Rebounds

| Reb. | Player | Opponent | Date |
|------|----------------------|-------------------------|----------|
| 15 | Larry Petty | UW-Milwaukee | 12/1/77 |
| 12 | Rashard Griffith | Wright State | 11/27/93 |
| 11 | <i>Al Rudd</i> | <i>DePauw</i> | 11/29/75 |
| 10 | James Gregory | at Kentucky | 11/27/76 |
| 9 | <i>Otto McDuffie</i> | <i>at Loyola (Ill.)</i> | 12/1/92 |
| 9 | <i>Robert Barnes</i> | <i>vs. Morgan State</i> | 11/25/84 |


Most Assists

| Ast. | Player | Opponent | Date |
|------|--------------------|---------------------|----------|
| 8 | Brian Colbert | Ohio University | 11/30/74 |
| 6 | Rashard Griffith | Wright State | 11/27/93 |
| 6 | Rick Olson | Washington State | 11/27/82 |
| 5 | Carl Golston | Illinois-Chicago | 12/4/81 |
| 4 | <i>James Smith</i> | <i>UW-Milwaukee</i> | 11/24/78 |
| 4 | James Smith III | DePauw | 11/29/75 |

FRESHMEN STARTERS IN SEASONS OPENERS

(From 1972-73 through 2000-01; total of 18 starters)

| Date | Player | Opponent | Min. | Pts. | Reb. | Asst. |
|---------------|------------------|-------------------|------|------|------|-------|
| Nov. 14, 1997 | Mike Kelley | Marquette | 31 | 1 | 6 | 3 |
| Nov. 20, 1995 | Sam Okey | *Villanova | 36 | 12 | 6 | 3 |
| Nov. 27, 1993 | Rashard Griffith | Wright State | 32 | 27 | 12 | 6 |
| Nov. 23, 1991 | Michael Finley | Loyola (Ill.) | 21 | 15 | 0 | 3 |
| Nov. 24, 1990 | Carlton McGee | at Oregon | 15 | 2 | 1 | 3 |
| Nov. 28, 1986 | Kurt Portmann | Nebraska-Omaha | NA | 5 | 2 | 2 |
| Nov. 22, 1985 | Darin Schubring | at South Carolina | 19 | 0 | 4 | 1 |
| Nov. 27, 1982 | Rick Olson | Washington State | 39 | 14 | 1 | 6 |
| Dec. 4, 1981 | Brad Sellers | Illinois-Chicago | 31 | 10 | 7 | 1 |
| | Cory Blackwell | | 37 | 16 | 4 | 3 |
| | Carl Golston | | 40 | 15 | 3 | 5 |
| Dec. 1, 1977 | Wes Matthews | UW-Milwaukee | 25 | 6 | 6 | 1 |
| | Larry Petty | | 28 | 6 | 15 | 0 |
| Nov. 27, 1976 | James Gregory | at Kentucky | 28 | 7 | 10 | 0 |
| | Joe Chernelich | | 21 | 12 | 5 | 1 |
| | Arnold Gaines | | 36 | 7 | 3 | 2 |
| Nov. 29, 1975 | James Smith III | DePauw | 17 | 8 | 0 | 4 |
| Nov. 30, 1974 | Brian Colbert | Ohio University | 40 | 16 | 3 | 8 |



Mike Kelley was the last Badger freshman to start a season opener.

*Maui Invitational

1,000-Point Scorers



Michael Finley, now a star with the Dallas Mavericks, is Wisconsin's career scoring leader.

1. Michael Finley — 2,147

Left school as the 12th-leading scorer in Big Ten history (all games) ... ranks seventh in conference scoring annals in league games with 1,385 points ... three-time (1993, '94, '95) Associated Press honorable mention all-America choice ... twice (1993, '95) named first-team all-Big Ten ... only player in Badger history to score 500 points in three different seasons ... only player in UW history to average better than 20 points per game in three different years ... ranks first or second in 11 different UW career statistical categories ... school's career leader in points, field goals, field goal attempts, free throws and three-point field goal attempts ... a first-round draft choice (21st overall) of the NBA's Phoenix Suns in 1995.

| Season | G | FG-A | PCT | 3P-A | PCT | FT-A | PCT | PTS-AVG |
|---------------|------------|-----------------|-------------|----------------|-------------|----------------|-------------|------------------|
| 1991-92 | 31 | 130-287 | .453 | 26-72 | .361 | 95-128 | .742 | 381-12.3 |
| 1992-93 | 28 | 223-478 | .467 | 63-173 | .364 | 111-144 | .771 | 620-22.1 |
| 1993-94 | 29 | 208-446 | .466 | 66-182 | .363 | 110-140 | .786 | 592-20.4 |
| 1994-95 | 27 | 178-470 | .379 | 58-204 | .284 | 140-181 | .773 | 554-20.5 |
| Totals | 115 | 739-1681 | .440 | 213-631 | .338 | 456-593 | .768 | 2147-18.7 |

2. Danny Jones — 1,854

Ranks in top three in nine different career statistical categories at UW ... Wisconsin's career leader in free throw attempts with 599 ... AP honorable mention all-America in 1988-89 ... two-time team captain (1988-89, '89-90) ... Badger MVP in 1989-90 ... second-team all-Big Ten in 1989-90 and 1988-89, and third-team all-Big Ten by

UPI in 1987-88 ... named Badgers' Most Improved Player in 1987-88 ... led Badgers in scoring in 1988-89 and 1989-90 ... led UW in rebounding in 1987-88 and 1988-89 ... set then-school record for points in a season when he scored 611 in 1988-89 ... scored in double figures in 91 games for Badgers, including a stretch of 33 straight.

| Season | G | FG-A | PCT | 3P-A | PCT | FT-A | PCT | PTS-AVG |
|---------------|------------|-----------------|-------------|------------|-------------|----------------|-------------|------------------|
| 1986-87 | 31 | 101-181 | .558 | 0-0 | — | 52-88 | .591 | 254-8.2 |
| 1987-88 | 26 | 176-309 | .570 | 0-1 | .000 | 89-124 | .718 | 441-17.0 |
| 1988-89 | 30 | 231-449 | .514 | 0-2 | .000 | 149-199 | .749 | 611-20.4 |
| 1989-90 | 31 | 215-412 | .522 | 0-4 | .000 | 118-188 | .628 | 548-17.7 |
| Totals | 118 | 723-1351 | .535 | 0-7 | .000 | 408-599 | .681 | 1854-15.7 |

3. Claude Gregory — 1,745

UW's career rebounding leader (904) ... a second-team all-Big Ten selection in 1980-81 and a third-team all-conference choice in 1979-80 ... led team in scoring and rebounding in 1980-81 en route to Badger MVP honors ... also led UW in rebounding in 1978-79 and 1979-80 ... scored in double figures in 80 games ... named team's Most Improved Player in 1977-78 ... brother, James, played at UW from 1976-78 ... second-round draft choice (41st overall) of Washington in 1981 NBA Draft.

| Season | G | FG-A | PCT | 3P-A | PCT | FT-A | PCT | PTS-AVG |
|---------------|------------|-----------------|-------------|----------|----------|----------------|-------------|------------------|
| 1977-78 | 27 | 92-245 | .376 | — | — | 70-99 | .707 | 254-9.4 |
| 1978-79 | 27 | 168-385 | .436 | — | — | 71-106 | .670 | 407-15.1 |
| 1979-80 | 29 | 197-424 | .465 | — | — | 140-189 | .741 | 534-18.4 |
| 1980-81 | 27 | 199-438 | .454 | — | — | 152-202 | .752 | 550-20.4 |
| Totals | 110 | 656-1492 | .440 | — | — | 433-596 | .727 | 1745-15.9 |

4. Rick Olson — 1,736

Wisconsin's career leader in minutes played (3,962) and tied with Michael Finley in games started with 112 ... started every game during his four-year career ... also UW's career leader in free throw percentage (.870) ... team captain, MVP and leading scorer as a senior in 1985-86 ... third-team all-Big Ten in 1985-86 and honorable mention all-Big Ten in 1984-85 ... set then-Big Ten record for consecutive free throws made when he connected on 36 straight during 1984 and 1985 ... selected in seventh round (158th overall) of 1986 NBA Draft by Houston.

| Season | G | FG-A | PCT | 3P-A | PCT | FT-A | PCT | PTS-AVG |
|---------------|------------|-----------------|-------------|--------------|-------------|----------------|-------------|------------------|
| 1982-83 | 28 | 129-326 | .398 | 18-48 | .375 | 31-41 | .756 | 307-11.0 |
| 1983-84 | 28 | 166-337 | .493 | — | — | 59-66 | .894 | 391-14.0 |
| 1984-85 | 28 | 197-397 | .496 | — | — | 73-82 | .890 | 467-16.7 |
| 1985-86 | 28 | 237-485 | .489 | — | — | 97-110 | .882 | 571-20.4 |
| Totals | 112 | 729-1545 | .472 | 18-48 | .375 | 260-299 | .870 | 1736-15.5 |

5. Trent Jackson — 1,545

Earned second-team all-Big Ten honors from AP in 1988-89, while leading Badgers to their first postseason tournament bid since 1947 ... team MVP in 1987-88 and 1988-89 ... also captained squad in 1988-89 ... a third-team all-Big Ten choice by UPI in 1987-88 ... tabbed UW's Most Improved Player in 1986-87 ... led team in scoring in 1987-88.

| Season | G | FG-A | PCT | 3P-A | PCT | FT-A | PCT | PTS-AVG |
|---------------|-----------|-----------------|-------------|----------------|-------------|----------------|-------------|------------------|
| 1985-86 | 13 | 35-83 | .422 | — | — | 5-10 | .500 | 75-5.8 |
| 1986-87 | 28 | 129-289 | .446 | 46-103 | .447 | 46-59 | .780 | 350-12.5 |
| 1987-88 | 28 | 192-426 | .451 | 74-164 | .451 | 88-106 | .830 | 546-19.5 |
| 1988-89 | 30 | 201-408 | .493 | 73-163 | .448 | 99-133 | .744 | 574-19.1 |
| Totals | 99 | 557-1206 | .462 | 193-430 | .449 | 238-308 | .773 | 1545-15.6 |

1,000-Point Scorers (cont.)


6. Clarence Sherrod — 1,408

UW's career leader in scoring average (19.6 ppg) ... second-team all-Big Ten choice in 1969-70 and 1970-71 ... academic all-Big Ten in 1969-70 ... team co-captain in 1970-71 ... led team in scoring in 1969-70 and 1970-71 ... registered UW-record 40 consecutive games scoring in double figures ... still holds Badger single-season marks for scoring average (23.8) and field goal attempts (519), both set in 1970-71 ... made UW-record 168 free throws in 1969-70 ... seven career 30-point games ... chosen by Chicago in eighth round (134th overall) of 1971 NBA Draft.

| Season | G | FG-A | PCT | 3P-A | PCT | FT-A | PCT | PTS-AVG |
|---------------|-----------|-----------------|-------------|----------|----------|----------------|-------------|------------------|
| 1968-69 | 24 | 104-273 | .381 | — | — | 92-120 | .767 | 300-12.5 |
| 1969-70 | 24 | 185-438 | .420 | — | — | 168-202 | .832 | 538-22.4 |
| 1970-71 | 24 | 211-519 | .407 | — | — | 148-200 | .740 | 570-23.8 |
| Totals | 72 | 500-1230 | .407 | — | — | 408-522 | .782 | 1408-19.6 |

7. Cory Blackwell — 1,405

A first-team all-Big Ten selection in 1983-84 ... garnered AP honorable mention all-America honors ... two-time team MVP (1982-83 and 1983-84) ... third-team all-Big Ten in 1982-83 ... 36 straight games scoring in double figures ... selected by Seattle in second round (29th overall) of 1984 NBA Draft.



Rick Olson is the school's fourth-leading scorer and career leader in minutes played.

| Season | G | FG-A | PCT | 3P-A | PCT | FT-A | PCT | PTS-AVG |
|---------------|-----------|-----------------|-------------|------------|-------------|----------------|-------------|------------------|
| 1981-82 | 27 | 147-330 | .445 | — | — | 71-103 | .689 | 365-13.5 |
| 1982-83 | 28 | 215-465 | .462 | 1-4 | .250 | 80-113 | .708 | 511-18.3 |
| 1983-84 | 28 | 201-439 | .458 | — | — | 127-181 | .702 | 529-18.9 |
| Totals | 83 | 563-1234 | .456 | 1-4 | .250 | 278-397 | .700 | 1405-16.9 |

8. Sean Mason — 1,294

Played in 105 games, including 72 starts ... Associated Press honorable mention all-American as a senior ... second-team all-Big Ten in 1998-99 and honorable mention the year before ... on school career lists, he left UW sixth in free throw percentage (.794), fifth in free throws (332), 10th in free throw attempts (418), fifth in three-point field goals (166) and third in three-point field goal attempts (471) ... team's leading scorer his last two seasons, he was Big Ten's sixth-leading scorer as a senior ... set UW records for three-point field goals (78) and three-point attempts (208) his senior year ... missed all but first 13 games as a sophomore (right knee ACL) and all but four games the following year (in which he redshirted) due to left knee ACL injury ... tri-captain in '97-98.

| Season | G | FG-A | PCT | 3P-A | PCT | FT-A | PCT | PTS-AVG |
|---------------|------------|-----------------|-------------|----------------|-------------|----------------|-------------|------------------|
| 1994-95 | 25 | 41-122 | .336 | 21-62 | .339 | 23-39 | .590 | 126-5.0 |
| 1995-96 | 13 | 37-93 | .398 | 10-31 | .323 | 28-33 | .848 | 112-8.6 |
| 1996-97 | 4 | 9-25 | .360 | 3-9 | .333 | 16-20 | .800 | 37-9.3 |
| 1997-98 | 31 | 149-378 | .394 | 54-161 | .335 | 128-157 | .815 | 480-15.5 |
| 1998-99 | 32 | 162-419 | .387 | 78-208 | .375 | 137-169 | .811 | 539-16.8 |
| Totals | 105 | 398-1037 | .384 | 166-471 | .352 | 332-418 | .794 | 1294-12.3 |

9. Tracy Webster — 1,264

Second-team all-Big Ten in 1991-92, third-team in 1992-93 and honorable mention in 1993-94 ... Wisconsin's career leader in assists (501) and is No. 2 in steals (183) ... his 179 assists in 1992-93 are single-season school standard ... holds UW single-season mark for three-point field goal percentage (.490) set in 1991-92 ... team MVP in 1991-92 ... three-time team captain (1991-92, '92-93 and '93-94).

| Season | G | FG-A | PCT | 3P-A | PCT | FT-A | PCT | PTS-AVG |
|---------------|-----------|-----------------|-------------|----------------|-------------|----------------|-------------|------------------|
| 1991-92 | 31 | 186-419 | .444 | 75-153 | .490 | 90-115 | .783 | 537-17.3 |
| 1992-93 | 28 | 139-354 | .393 | 45-134 | .336 | 72-89 | .809 | 395-14.1 |
| 1993-94 | 29 | 120-272 | .441 | 47-119 | .395 | 45-63 | .714 | 332-11.4 |
| Totals | 88 | 445-1045 | .426 | 167-406 | .411 | 207-267 | .775 | 1264-14.4 |

10. Wes Matthews — 1,251


Second-team all-Big Ten in 1979-80 and third-team all-league honors from UPI in 1978-79 ... team MVP in 1978-79 ... career .817 free-throw shooter, including .888 in final season with Badgers ... made school-record 35 straight free throws during 1979-80 campaign ... left school as UW's No. 2 career scorer ... led team in scoring in each of his three seasons ... selected in first round (14th overall) of 1980 NBA Draft by Washington.

| Season | G | FG-A | PCT | 3P-A | PCT | FT-A | PCT | PTS-AVG |
|---------------|-----------|-----------------|-------------|----------|----------|----------------|-------------|------------------|
| 1977-78 | 14 | 83-197 | .421 | — | — | 37-52 | .712 | 203-14.5 |
| 1978-79 | 27 | 195-417 | .468 | — | — | 109-139 | .784 | 499-18.5 |
| 1979-80 | 28 | 211-412 | .512 | — | — | 127-143 | .888 | 549-19.6 |
| Totals | 69 | 489-1026 | .477 | — | — | 273-334 | .817 | 1251-18.1 |


1,000-Point Scorers (cont.)



Don Rehfeldt



Sean Daugherty



Larry Petty

11. Joe Franklin — 1,215

A first-team all-Big Ten choice in 1967-68 ... UW's career rebounding average leader (11.9) and the school's No. 2 rebounder overall ... led team in rebounding in each of his three seasons ... team MVP in 1966-67 and 1967-68 ... team captain in 1967-68 ... chosen in fifth round (63rd overall) of 1968 NBA Draft by Milwaukee.

| Season | G | FG-A | PCT | 3P-A | PCT | FT-A | PCT | PTS-AVG |
|---------------|-----------|----------------|-------------|----------|----------|----------------|-------------|------------------|
| 1965-66 | 24 | 118-281 | .419 | — | — | 48-99 | .485 | 284-11.8 |
| 1966-67 | 24 | 139-316 | .440 | — | — | 109-167 | .653 | 387-16.1 |
| 1967-68 | 24 | 202-402 | .502 | — | — | 140-210 | .667 | 544-22.7 |
| Totals | 72 | 459-999 | .459 | — | — | 297-476 | .624 | 1215-16.9 |

12. Dale Koehler — 1,200

Two-time team MVP and two-time team captain (1974-75 and 1975-76) ... led team in scoring and rebounding his last two seasons ... registered 28 straight games scoring in double figures ... connected on school-record 17 free throws vs. Loyola (Ill.) on Dec. 6, 1975 ... set then-school record for points in a half with 28 in second half vs. Michigan on Feb. 2, 1976 ... selected by Cleveland in eighth round (123rd overall) of 1976 NBA Draft.

| Season | G | FG-A | PCT | 3P-A | PCT | FT-A | PCT | PTS-AVG |
|---------------|-----------|-----------------|-------------|----------|----------|----------------|-------------|------------------|
| 1972-73 | 7 | 4-11 | .364 | — | — | 3-6 | .500 | 11-1.6 |
| 1973-74 | 24 | 129-273 | .473 | — | — | 44-73 | .603 | 302-12.6 |
| 1974-75 | 21 | 155-307 | .505 | — | — | 72-109 | .661 | 382-18.2 |
| 1975-76 | 26 | 190-437 | .435 | — | — | 125-165 | .758 | 505-19.4 |
| Totals | 78 | 478-1028 | .465 | — | — | 244-353 | .691 | 1200-15.4 |

13. Dick Cable — 1,180

Team MVP and captain in 1954-55 ... led UW in scoring in 1953-54 and 1954-55 ... paced team in free throw percentage in 1952-53 and 1953-54 ... became second player in school history to eclipse the 1,000-point mark ... Milwaukee's second choice in 1955 NBA Draft.

| Season | G | FG-A | PCT | 3P-A | PCT | FT-A | PCT | PTS-AVG |
|---------------|-----------|-----------------|-------------|----------|----------|----------------|-------------|------------------|
| 1951-52 | 16 | 50-128 | .391 | — | — | 36-51 | .706 | 136-8.5 |
| 1952-53 | 22 | 110-299 | .368 | — | — | 81-110 | .736 | 301-13.7 |
| 1953-54 | 22 | 116-266 | .436 | — | — | 69-92 | .750 | 301-13.7 |
| 1954-55 | 22 | 156-389 | .401 | — | — | 130-170 | .765 | 442-20.2 |
| Totals | 82 | 432-1082 | .399 | — | — | 316-423 | .747 | 1180-14.4 |

14. Joe Chnelich — 1,171

Two-time team captain (1978-79 and 1979-80) and team MVP in 1979-80 ... led Badgers in rebounding in 1977-78 ... paced UW in field goal percentage in 1976-77 ... a four-year starter ... chosen by New York in the fourth round (82nd overall) of the 1980 NBA Draft.

| Season | G | FG-A | PCT | 3P-A | PCT | FT-A | PCT | PTS-AVG |
|---------------|------------|----------------|-------------|----------|----------|----------------|-------------|------------------|
| 1976-77 | 27 | 122-227 | .537 | — | — | 77-113 | .681 | 321-11.9 |
| 1977-78 | 27 | 112-221 | .507 | — | — | 51-72 | .708 | 275-10.2 |
| 1978-79 | 26 | 108-230 | .470 | — | — | 60-92 | .652 | 276-10.6 |
| 1979-80 | 29 | 123-230 | .535 | — | — | 53-81 | .654 | 299-10.3 |
| Totals | 109 | 465-908 | .512 | — | — | 241-358 | .673 | 1171-10.7 |

15. Don Rehfeldt — 1,169

UW's last first-team all-America selection (1949-50) ... Big Ten MVP in 1950 ... first-team all-Big Ten in 1949 and 1950 ... two-time team MVP (1948-49 and 1949-50) ... led UW in scoring and free throw percentage in 1948-49 and 1949-50 and led Badgers in field goal percentage in 1947-48, 1948-49 and 1949-50 ... still holds school record for field goal attempts with 37 vs. Iowa on Feb. 28, 1949 ... first Badger to eclipse 1,000-point plateau ... chosen second overall by Baltimore in the 1950 NBA Draft.

| Season | G | FG-A | PCT | 3P-A | PCT | FT-A | PCT | PTS-AVG |
|---------------|-----------|-----------------|-------------|----------|----------|----------------|-------------|------------------|
| 1944-45* | 9 | 37-na | — | — | — | 21-na | — | 95-10.6 |
| 1946-47 | 8 | 12-51 | .235 | — | — | 9-18 | .500 | 33-4.1 |
| 1947-48 | 20 | 86-258 | .333 | — | — | 52-78 | .667 | 224-11.2 |
| 1948-49 | 22 | 146-436 | .335 | — | — | 89-129 | .690 | 381-17.3 |
| 1949-50 | 22 | 170-505 | .337 | — | — | 96-147 | .653 | 436-19.8 |
| Totals | 81 | 451-1250 | .361 | — | — | 267-372 | .718 | 1169-14.4 |

*Entered service after first semester. Field goal and free throw attempts not available.

16. Leon Howard — 1,165

Two-time team MVP (1971-72 and 1972-73) ... team captain in 1972-73 ... three-year starter who led the UW in scoring in each of his last two seasons ... paced Badgers in free throw percentage in 1972-73 ... one of four Badgers to record a double-double (15 points, 11 rebounds) in a win over Loyola (New Orleans) in 1970.

| Season | G | FG-A | PCT | 3P-A | PCT | FT-A | PCT | PTS-AVG |
|---------------|-----------|----------------|-------------|----------|----------|----------------|-------------|------------------|
| 1970-71 | 23 | 133-290 | .455 | — | — | 90-130 | .692 | 356-14.8 |
| 1971-72 | 23 | 143-346 | .413 | — | — | 92-136 | .676 | 378-16.4 |
| 1972-73 | 24 | 157-353 | .445 | — | — | 117-157 | .745 | 431-18.0 |
| Totals | 70 | 433-989 | .438 | — | — | 299-423 | .707 | 1165-16.6 |

17. Scott Roth — 1,156

Team MVP as a senior in 1984-85 ... two-time team captain (1983-84 and 1984-85) ... three-year starter ... led UW in scoring in 1984-85, field goal percentage in 1983-84 and 1984-85 and free throw percentage, assists and steals in 1983-84 ... selected by San Antonio in the fourth round of the 1985 NBA Draft.

| Season | G | FG-A | PCT | 3P-A | PCT | FT-A | PCT | PTS-AVG |
|---------------|------------|----------------|-------------|------------|----------|----------------|-------------|------------------|
| 1981-82 | 25 | 47-102 | .461 | — | — | 10-18 | .556 | 104-4.2 |
| 1982-83 | 28 | 59-156 | .378 | 0-0 | — | 43-60 | .717 | 161-5.8 |
| 1983-84 | 28 | 151-304 | .497 | — | — | 76-96 | .792 | 378-13.5 |
| 1984-85 | 28 | 198-365 | .542 | — | — | 117-156 | .750 | 513-18.3 |
| Totals | 109 | 455-927 | .491 | 0-0 | — | 246-330 | .745 | 1156-10.6 |

18. James Johnson — 1,147

Team MVP and captain in 1968-69 ... three-year starter ... led Badgers in scoring, rebounding and field goal percentage in 1968-69 ... paced UW in free throw percentage in 1967-68 ... selected by Boston in seventh round (93rd overall) of 1969 NBA Draft.

| Season | G | FG-A | PCT | 3P-A | PCT | FT-A | PCT | PTS-AVG |
|---------------|-----------|----------------|-------------|----------|----------|----------------|-------------|------------------|
| 1966-67 | 24 | 104-228 | .456 | — | — | 72-107 | .673 | 280-11.7 |
| 1967-68 | 24 | 155-355 | .437 | — | — | 95-130 | .731 | 405-16.9 |
| 1968-69 | 24 | 164-401 | .409 | — | — | 134-192 | .698 | 462-19.2 |
| Totals | 72 | 423-984 | .430 | — | — | 301-429 | .702 | 1147-15.9 |

1,000-Point Scorers (cont.)

19. Ken Siebel — 1,084

Three-time team MVP ... three-year starter who led UW in scoring in 1961-62 ... paced Badgers in field goal percentage in 1960-61 and 1961-62 ... UW's free throw percentage leader in each of his three seasons ... selected by Baltimore in the sixth round (47th overall) of the 1963 NBA Draft.

| Season | G | FG-A | PCT | 3P-A | PCT | FT-A | PCT | PTS-AVG |
|---------|----|---------|------|------|-----|---------|------|-----------|
| 1960-61 | 24 | 108-250 | .432 | — | — | 67-97 | .691 | 283-11.8 |
| 1961-62 | 24 | 144-318 | .453 | — | — | 104-155 | .671 | 392-16.3 |
| 1962-63 | 23 | 149-344 | .433 | — | — | 111-158 | .703 | 409-17.8 |
| Totals | 71 | 401-912 | .440 | — | — | 282-410 | .688 | 1084-15.3 |

20. Tim Locum — 1,077

Two-time team captain (1989-90 and 1990-91) ... two-year starter ... currently fourth on all-time NCAA list for three-point field goal percentage (.472) among players who have made at least 200 shots from beyond the arc ... holds UW record for career three-point field goals made ... shares UW record for career games played ... led Badgers in three-point field goal percentage in each of his last three seasons ... tied for team lead in steals with 33 in 1989-90.

| Season | G | FG-A | PCT | 3P-A | PCT | FT-A | PCT | PTS-AVG |
|---------|-----|---------|------|---------|------|---------|------|----------|
| 1987-88 | 28 | 58-137 | .423 | 41-93 | .441 | 30-35 | .857 | 187-6.7 |
| 1988-89 | 30 | 83-168 | .494 | 54-111 | .486 | 45-55 | .818 | 265-8.8 |
| 1989-90 | 30 | 94-194 | .485 | 67-143 | .469 | 40-45 | .889 | 295-9.8 |
| 1990-91 | 30 | 107-212 | .505 | 65-134 | .485 | 51-59 | .864 | 330-11.0 |
| Totals | 118 | 342-711 | .481 | 227-481 | .472 | 166-194 | .856 | 1077-9.1 |

T21. Mark Vershaw — 1,066

One of only six forwards in Big Ten history to register at least 1,000 points, 400 rebounds and 300 assists ... never missed a game during his UW career ... on school career lists he is tied for first in games played (128) and consecutive games played (128), tied for 21st in scoring (1,066), sixth in assists (311) and fifth in minutes (3,466) ... leading scorer on UW's 2000 Final Four team and set school records for minutes played (1,122) and assists by a forward (118) that year.

| Season | G | FG-A | PCT | 3P-A | PCT | FT-A | PCT | PTS-AVG |
|---------|-----|---------|------|-------|------|---------|------|----------|
| 1997-98 | 31 | 59-134 | .440 | 4-10 | .400 | 42-72 | .583 | 164-5.3 |
| 1998-99 | 32 | 84-185 | .454 | 0-3 | .000 | 61-75 | .813 | 229-7.2 |
| 1999-00 | 36 | 148-326 | .454 | 21-40 | .525 | 106-144 | .736 | 423-11.8 |
| 2000-01 | 29 | 79-203 | .389 | 6-35 | .171 | 86-119 | .723 | 250-8.6 |
| Totals | 128 | 370-848 | .436 | 31-88 | .352 | 295-410 | .720 | 1066-8.3 |

T21. Larry Petty — 1,066

Tabbed UW's Most Improved Player in back-to-back seasons (1978-79 and 1979-80) ... four-year starter ... led UW in field goal percentage in 1978-79 and 1980-81 ... chosen by Los Angeles in the seventh round (157th overall) of the 1981 NBA Draft.

| Season | G | FG-A | PCT | 3P-A | PCT | FT-A | PCT | PTS-AVG |
|---------|-----|---------|------|------|-----|---------|------|----------|
| 1977-78 | 27 | 50-138 | .362 | — | — | 34-63 | .540 | 134-5.0 |
| 1978-79 | 27 | 106-204 | .520 | — | — | 55-94 | .585 | 267-9.9 |
| 1979-80 | 29 | 97-210 | .462 | — | — | 59-107 | .551 | 253-8.7 |
| 1980-81 | 27 | 172-348 | .494 | — | — | 68-126 | .539 | 412-15.3 |
| Totals | 110 | 425-900 | .472 | — | — | 216-390 | .554 | 1066-9.7 |

23. Chuck Nagle — 1,064

Academic all-Big Ten in 1966-67 ... three-year starter who led UW in scoring and free throw percentage in 1966-67 ... broke school's 62-year-old season scoring record with his 463-point performance in 1966-67.

| Season | G | FG-A | PCT | 3P-A | PCT | FT-A | PCT | PTS-AVG |
|---------|----|---------|------|------|-----|---------|------|-----------|
| 1966-67 | 24 | 188-421 | .447 | — | — | 87-117 | .744 | 463-19.3 |
| 1967-68 | 24 | 146-312 | .468 | — | — | 48-70 | .686 | 340-14.2 |
| 1968-69 | 24 | 104-259 | .402 | — | — | 53-63 | .841 | 261-10.9 |
| Totals | 72 | 438-992 | .442 | — | — | 188-250 | .752 | 1064-14.8 |

24. Sean Daugherty — 1,057

Played in 117 games (including 96 straight), fourth-most ever at Wisconsin ... his 85 starts rank eighth at UW ... eighth on school's all-time rebounds list with 644 ... only the seventh player in school history to register 1,000 points and 600 rebounds ... registered 11 career "double-doubles" ... team tri-captain as a senior ... earned team's Badger Award in 1997-98 ... career-high 24 points in final game as a Badger vs. Illinois.

| Season | G | FG-A | PCT | 3P-A | PCT | FT-A | PCT | PTS-AVG |
|---------|-----|---------|------|--------|------|---------|------|----------|
| 1994-95 | 26 | 43-123 | .350 | 13-47 | .277 | 20-34 | .588 | 119-4.6 |
| 1995-96 | 32 | 125-272 | .460 | 12-39 | .308 | 70-96 | .729 | 332-10.4 |
| 1996-97 | 28 | 104-235 | .443 | 17-48 | .354 | 45-65 | .692 | 270-9.6 |
| 1997-98 | 31 | 125-282 | .443 | 11-34 | .324 | 75-105 | .714 | 336-10.8 |
| Totals | 117 | 397-912 | .435 | 53-168 | .315 | 210-300 | .700 | 1057-9.0 |

25. J.J. Weber — 1,021

Team MVP and tri-captain in 1986-87 ... led Badgers in rebounding in 1984-85 and 1986-87 ... led team in scoring, field goal percentage, free throw percentage, steals and minutes in 1986-87 ... paced club in blocked shots in 1985-86 and 1986-87 ... tabbed team's Most Improved Player in 1984-85 ... three-year starter ... ranks fourth on UW's career blocked shots list.

| Season | G | FG-A | PCT | 3P-A | PCT | FT-A | PCT | PTS-AVG |
|---------|-----|---------|------|------|-----|---------|------|----------|
| 1983-84 | 18 | 7-13 | .538 | — | — | 2-5 | .400 | 16-0.9 |
| 1984-85 | 28 | 85-173 | .491 | — | — | 37-53 | .698 | 207-7.4 |
| 1985-86 | 28 | 131-258 | .508 | — | — | 67-89 | .753 | 329-11.8 |
| 1986-87 | 31 | 182-324 | .562 | — | — | 105-141 | .745 | 469-15.1 |
| Totals | 105 | 405-768 | .527 | — | — | 211-288 | .733 | 1021-9.7 |


26. Willie Simms — 1,015

Team captain in 1990-91 ... named team's Most Improved Player in 1988-89 ... three-year starter ... led Badgers in field goal percentage and free throw percentage in 1989-90 ... topped team in assists in each of his last two seasons ... career field goal percentage of .545 is third-best in school history.

| Season | G | FG-A | PCT | 3P-A | PCT | FT-A | PCT | PTS-AVG |
|---------|----|---------|------|------|------|---------|------|-----------|
| 1987-88 | 2 | 1-4 | .250 | 0-0 | — | 2-5 | .400 | 4-2.0 |
| 1988-89 | 30 | 84-162 | .519 | 1-2 | .500 | 21-53 | .396 | 190-6.3 |
| 1989-90 | 30 | 153-284 | .539 | 2-6 | .333 | 92-146 | .630 | 400-13.3 |
| 1990-91 | 29 | 153-267 | .573 | 1-3 | .333 | 114-179 | .637 | 421-14.5 |
| Totals | 91 | 391-717 | .545 | 4-11 | .364 | 229-383 | .598 | 1015-11.2 |

30-Point Performances

| Pts. | Player | Opponent | Date |
|------|------------------|----------------------|----------|
| 42 | Michael Finley | at Eastern Michigan | 12/10/94 |
| 42 | Ken Barnes | Indiana | 3/8/65 |
| 39 | Rick Olson | Michigan | 1/14/84 |
| 38 | Dale Koehler | Iowa | 2/1/75 |
| 38 | Joe Franklin | Michigan State | 1/16/68 |
| 37 | Chuck Nagle | Michigan | 3/4/67 |
| 36 | Michael Finley | Missouri | 3/19/94 |
| 36 | Tracy Webster | SE Missouri State | 11/25/91 |
| 36 | Dale Koehler | at Michigan | 2/2/76 |
| 35 | Rick Olson | San Francisco State | 12/2/85 |
| 35 | Claude Gregory | Kentucky State | 12/5/80 |
| 35 | Clarence Sherrod | at Iowa | 2/10/70 |
| 35 | Jack Brens | Indiana | 2/25/63 |
| 35 | Don Rehfeldt | at Northwestern | 2/11/50 |
| 34 | Michael Finley | Ohio State | 1/20/93 |
| 34 | Cory Blackwell | at Minnesota | 2/19/83 |
| 34 | Cory Blackwell | Ohio State | 2/9/83 |
| 34 | Joe Franklin | Michigan | 1/6/68 |
| 34 | Bob Litzow | Indiana | 2/10/58 |
| 34 | Don Rehfeldt | Iowa | 2/28/49 |
| 33 | Michael Finley | Purdue | 2/13/93 |
| 33 | Tracy Webster | Illinois | 2/20/92 |
| 33 | Trent Jackson | at Butler | 12/10/88 |
| 33 | Scott Roth | Oklahoma State | 12/29/83 |
| 33 | Claude Gregory | at Iowa | 2/28/81 |
| 33 | Dale Koehler | Loyola Chicago | 12/6/75 |
| 33 | Ron Jackson | Dayton | 12/28/61 |
| 33 | Dick Miller | at Michigan State | 2/27/56 |
| 32 | Michael Finley | Michigan State | 2/2/94 |
| 32 | Michael Finley | UW-Green Bay | 12/5/92 |
| 32 | Danny Jones | Ohio State | 3/4/89 |
| 32 | Rick Olson | at Minnesota | 2/22/86 |
| 32 | Rick Olson | at Michigan State | 1/30/86 |
| 32 | Rick Olson | Ohio State | 2/9/85 |
| 32 | Claude Gregory | Iowa | 1/15/81 |
| 32 | Leon Howard | at Ohio State | 2/5/72 |
| 32 | Clarence Sherrod | Eastern Illinois | 12/1/70 |
| 32 | Joe Franklin | Arizona | 12/30/66 |
| 32 | Dick Miller | at Ohio State | 1/14/56 |
| 31 | Willie Simms | Bowling Green | 3/13/91 |
| 31 | Danny Jones | at Michigan | 2/25/89 |
| 31 | Rick Olson | Illinois | 2/15/86 |
| 31 | Rick Olson | Purdue | 1/19/85 |
| 31 | Scott Roth | Illinois | 1/17/85 |
| 31 | Scott Roth | at Northern Illinois | 12/22/84 |
| 31 | Cory Blackwell | at Purdue | 3/12/83 |
| 31 | Larry Petty | Minnesota | 3/7/81 |
| 31 | Claude Gregory | Nebraska | 12/27/79 |
| 31 | Wes Matthews | at Michigan | 2/22/79 |
| 31 | Bruce McCauley | at Northwestern | 1/4/75 |
| 31 | Clarence Sherrod | Michigan | 1/9/71 |
| 31 | Albert Henry | Minnesota | 1/13/70 |



Scott Roth



Albert Henry

| Pts. | Player | Opponent | Date |
|------|------------------|------------------|----------|
| 31 | Joe Franklin | Purdue | 3/2/68 |
| 31 | James Johnson | Northwestern | 2/21/67 |
| 31 | Jack Brens | Utah | 12/28/62 |
| 31 | Ken Siebel | Utah | 12/28/62 |
| 31 | Dick Miller | Minnesota | 2/21/55 |
| 31 | Dick Cable | Tulane | 12/20/54 |
| 31 | Dick Cable | at Notre Dame | 12/4/54 |
| 31 | John Kotz | Iowa | 3/7/42 |
| 30 | Sean Mason | at Penn State | 2/14/98 |
| 30 | Sam Okey | UW-Milwaukee | 12/10/96 |
| 30 | Michael Finley | at Michigan | 1/29/94 |
| 30 | Michael Finley | at Illinois | 1/27/93 |
| 30 | Michael Finley | Michigan | 2/26/92 |
| 30 | Tim Locum | Western Kentucky | 11/25/89 |
| 30 | Trent Jackson | Minnesota | 2/28/88 |
| 30 | J.J. Weber | Northwestern | 3/1/87 |
| 30 | Rick Olson | Purdue | 2/13/86 |
| 30 | Wes Matthews | at Purdue | 2/16/80 |
| 30 | Clarence Sherrod | Tulane | 12/19/70 |
| 30 | Clarence Sherrod | Ohio State | 2/24/70 |
| 30 | Clarence Sherrod | Michigan State | 2/7/70 |
| 30 | Clarence Sherrod | Ohio University | 1/31/70 |
| 30 | Joe Franklin | at Northwestern | 3/9/68 |
| 30 | Chuck Nagle | Purdue | 3/2/68 |
| 30 | Joe Franklin | Illinois | 3/11/67 |
| 30 | Joe Franklin | Nebraska | 12/1/65 |
| 30 | Mark Zubor | Illinois | 12/15/64 |
| 30 | Jim Biggs | Northwestern | 2/28/59 |
| 30 | Paul Morrow | Indiana | 2/16/53 |

NOTE: The only players to have back-to-back 30-point games are Michael Finley, 30 at Michigan and 32 vs. Michigan State in 1994; Rick Olson, 30 vs. Purdue and 31 vs. Illinois in 1986; and Clarence Sherrod, 30 vs. Michigan State and 35 vs. Iowa in 1970.

Kohl Center Records

Points

Team — 87 by Wisconsin vs. Fresno State, 12/27/98
Individual — 30 by Michael Redd (Ohio State), 1/2/99

Points — Both Teams

160, Wisconsin (86) vs. Marquette (74), 12/23/99

Points in a Half

Team — 48 by Iowa vs. Wisconsin, 2/3/98 (second half)
Individual — 20 by John Cliff (Marquette), 12/23/99 (second half)

Largest UW Winning Margin

37 over Loyola Chicago (66-29), 11/14/98

Field Goals Made

Team — 32 by Wisconsin vs. Minnesota, 1/22/00
Individual — 12 by Quincy Lewis (Minnesota), 1/30/99

Field Goal Attempts

Team — 70 by Wisconsin vs. Rhode Island, 12/3/99
Individual — 23 by A.J. Guyton (Indiana), 3/5/00; by Sean Mason vs. Indiana, 1/25/98; and by Michael Redd (Ohio State), 2/25/98

Field Goal Percentage

Team — .574 (27-47) by Marquette vs. Wisconsin, 12/23/99
Individual (min. 10 att.) — .750 (9-12) by Ricky Davis (Iowa), 2/3/98

3-Point Field Goals

Team — 12 by Wisconsin vs. Michigan, 2/16/00
Individual — 6 by Sean Mason vs. Northern Illinois, 12/2/98

3-Point Field Goal Attempts

Team — 30 by Northwestern vs. Wisconsin, 2/18/01; and by UW-Milwaukee vs. Wisconsin, 12/16/00
Individual — 11 by Duany Duany vs. Illinois, 1/8/00; and by Jon Bryant vs. Temple, 12/29/99

3-Point Field Goal Percentage

Team (min. 8 att.) — .706 (12-17) by Wisconsin vs. Michigan, 2/16/00
Individual (min. 6 att.) — .714 (5-7), John Cliff (Marquette), 12/23/99

Free Throws Made

Team — 29 by Wisconsin vs. Iowa, 1/16/01; Wisconsin vs. Pepperdine, 12/12/98
Individual — 14 by Sean Mason vs. Pepperdine, 12/12/98

Free Throw Attempts

Team — 42 by Wisconsin vs. Marquette, 12/23/99
Individual — 15 by Sean Mason vs. Pepperdine, 12/12/98

Free Throw Percentage

Team (min. 12 att.) — .941 (16-17) by Michigan State vs. Wisconsin, 1/6/99
Individual (min. 10 att.) — 1.000 (10-10) by Evan Eshmeyer (Northwestern) vs. Wisconsin, 2/10/99

Rebounds

Team — 52 by Wisconsin vs. Rhode Island, 12/3/99
Individual — 14 by Ken Johnson (Ohio State), 1/13/00

Assists


Team — 21 by Wisconsin vs. Minnesota, 1/22/00
Individual — 8 by Mark Vershaw vs. UW-Green Bay, 12/8/99

Blocked Shots

Team — 9 by South Florida vs. Wisconsin, 12/30/00
Individual — 8 by Gerrick Morris (South Florida), 12/30/00

Steals

Team — 15 by Wisconsin vs. Minnesota, 1/22/00
Individual — 10 by Mike Kelley vs. Texas, 12/7/99




Mark Vershaw registered a Kohl Center-record eight assists against UW-Green Bay on Dec. 8, 1999.

Yearly Statistical Leaders

SCORING

| Year | Name | G | PTS | AVG |
|------|------------------|----|-----|------|
| 1939 | Dave Dupee | 20 | 154 | 7.7 |
| 1940 | Gene Englund | 20 | 199 | 10.0 |
| 1941 | Gene Englund | 23 | 304 | 13.2 |
| 1942 | John Kotz | 21 | 325 | 15.5 |
| 1943 | John Kotz | 21 | 308 | 14.7 |
| 1944 | Ray Patterson | 21 | 295 | 14.0 |
| 1945 | Ray Patterson | 21 | 225 | 10.7 |
| 1946 | Bob Cook | 21 | 289 | 13.8 |
| 1947 | Bob Cook | 22 | 323 | 14.7 |
| 1948 | Bob Cook | 20 | 235 | 12.4 |
| 1949 | Don Rehfeldt | 22 | 381 | 17.3 |
| 1950 | Don Rehfeldt | 22 | 436 | 19.8 |
| 1951 | Ab Nicholas | 22 | 366 | 16.6 |
| 1952 | Ab Nicholas | 22 | 361 | 16.4 |
| 1953 | Paul Murrow | 22 | 352 | 16.0 |
| 1954 | Dick Cable | 22 | 301 | 13.7 |
| 1955 | Dick Cable | 22 | 442 | 20.1 |
| 1956 | Dick Miller | 22 | 429 | 19.5 |
| 1957 | Bob Litzow | 22 | 355 | 16.1 |
| 1958 | Bob Litzow | 22 | 324 | 14.7 |
| 1959 | Bob Barneson | 21 | 259 | 12.3 |
| 1960 | Tom Hughbanks | 24 | 312 | 13.0 |
| 1961 | Tom Hughbanks | 23 | 301 | 13.1 |
| 1962 | Ken Siebel | 24 | 392 | 16.3 |
| 1963 | Jack Brens | 24 | 425 | 17.8 |
| 1964 | Ken Gustafson | 24 | 359 | 14.9 |
| 1965 | Mark Zubor | 22 | 345 | 15.7 |
| 1966 | Ken Gustafson | 24 | 333 | 13.8 |
| 1967 | Chuck Nagle | 24 | 463 | 19.3 |
| 1968 | Joe Franklin | 24 | 544 | 22.7 |
| 1969 | James Johnson | 24 | 462 | 19.2 |
| 1970 | Clarence Sherrod | 24 | 538 | 22.4 |
| 1971 | Clarence Sherrod | 14 | 570 | 23.8 |
| 1972 | Leon Howard | 23 | 378 | 16.4 |
| 1973 | Leon Howard | 24 | 431 | 18.0 |
| 1974 | Kim Hughes | 24 | 367 | 15.3 |
| 1975 | Bruce McCauley | 25 | 418 | 16.7 |
| 1976 | Dale Koehler | 26 | 505 | 19.4 |
| 1977 | James Gregory | 27 | 429 | 15.9 |
| 1978 | Wes Matthews | 14 | 203 | 14.5 |
| 1979 | Wes Matthews | 27 | 499 | 18.5 |
| 1980 | Wes Matthews | 28 | 549 | 19.6 |
| 1981 | Claude Gregory | 27 | 550 | 20.4 |
| 1982 | Brad Sellers | 27 | 378 | 14.0 |
| 1983 | Cory Blackwell | 28 | 511 | 18.3 |
| 1984 | Cory Blackwell | 28 | 529 | 18.9 |
| 1985 | Scott Roth | 28 | 513 | 18.3 |
| 1986 | Rick Olson | 28 | 571 | 20.4 |
| 1987 | J.J. Weber | 31 | 469 | 15.1 |
| 1988 | Trent Jackson | 28 | 546 | 19.5 |
| 1989 | Danny Jones | 30 | 611 | 20.4 |
| 1990 | Danny Jones | 31 | 548 | 17.7 |
| 1991 | Willie Simms | 29 | 421 | 14.5 |
| 1992 | Tracy Webster | 31 | 537 | 17.3 |
| 1993 | Michael Finley | 28 | 620 | 22.1 |
| 1994 | Michael Finley | 29 | 592 | 20.4 |




Dale Koehler

| | | | | |
|------|----------------|----|-----|------|
| 1995 | Michael Finley | 27 | 554 | 20.5 |
| 1996 | Sam Okey | 32 | 423 | 13.2 |
| 1997 | Paul Grant | 28 | 350 | 12.5 |
| 1998 | Sean Mason | 31 | 480 | 15.5 |
| 1999 | Sean Mason | 32 | 539 | 16.8 |
| 2000 | Mark Vershaw | 36 | 423 | 11.8 |
| 2001 | Roy Boone | 29 | 372 | 12.8 |

FIELD GOAL PERCENTAGE

| Year | Name | G | REB | AVG |
|------|-----------------|-----|-----|------|
| 1947 | Bob Cook | 124 | 358 | .346 |
| 1948 | Don Rehfeldt | 86 | 258 | .333 |
| 1949 | Don Rehfeldt | 146 | 436 | .335 |
| 1950 | Don Rehfeldt | 170 | 505 | .337 |
| 1951 | Ab Nicholas | 130 | 378 | .344 |
| 1952 | Dick Cable | 50 | 128 | .391 |
| 1953 | Charles Siefert | 99 | 264 | .375 |
| 1954 | Dick Cable | 116 | 266 | .436 |
| 1955 | John Parker | 75 | 177 | .424 |
| 1956 | Dick Miller | 142 | 344 | .413 |
| 1957 | Walter Holt | 46 | 101 | .455 |
| 1958 | Walter Holt | 112 | 225 | .498 |
| 1959 | Bob Barneson | 93 | 234 | .397 |
| 1960 | Marty Gharriy | 119 | 244 | .488 |
| 1961 | Ken Siebel | 108 | 250 | .432 |
| 1962 | Ken Siebel | 144 | 318 | .453 |
| 1963 | Tom Gwyn | 108 | 221 | .489 |
| 1964 | Tom O'Melia | 77 | 159 | .484 |
| 1965 | Mark Zubor | 137 | 290 | .472 |
| 1966 | Dennis Sweeney | 67 | 137 | .489 |
| 1967 | James Johnson | 104 | 228 | .456 |
| 1968 | Joe Franklin | 202 | 402 | .502 |



Andy Kowske

| | | | | |
|------|------------------|-----|-----|------|
| 1969 | James Johnson | 164 | 401 | .409 |
| 1970 | Albert Henry | 152 | 321 | .474 |
| 1971 | Glen Richgels | 126 | 264 | .477 |
| 1972 | Kim Hughes | 113 | 242 | .467 |
| 1973 | Kim Hughes | 144 | 291 | .495 |
| 1974 | Gary Anderson | 142 | 284 | .500 |
| 1975 | Dale Koehler | 155 | 307 | .505 |
| 1976 | Al Rudd | 81 | 142 | .570 |
| 1977 | Joe Chrmelich | 122 | 227 | .537 |
| 1978 | Bill Pearson | 87 | 170 | .512 |
| 1979 | Larry Petty | 106 | 204 | .520 |
| 1980 | Joe Chrmelich | 123 | 230 | .535 |
| 1981 | Larry Petty | 172 | 348 | .494 |
| 1982 | Brad Sellers | 167 | 351 | .476 |
| 1983 | Brad Sellers | 189 | 372 | .508 |
| 1984 | Scott Roth | 151 | 304 | .497 |
| 1985 | Scott Roth | 198 | 365 | .542 |
| 1986 | Shelton Smith | 84 | 153 | .549 |
| 1987 | J.J. Weber | 182 | 324 | .562 |
| 1988 | Danny Jones | 176 | 309 | .570 |
| 1989 | Kurt Portmann | 63 | 113 | .558 |
| 1990 | Willie Simms | 153 | 284 | .539 |
| 1991 | Patrick Tompkins | 164 | 258 | .636 |
| 1992 | Carlton McGee | 123 | 222 | .554 |
| 1993 | Jeff Petersen | 58 | 93 | .624 |
| 1994 | Jeff Petersen | 93 | 157 | .592 |
| 1995 | Rashard Griffith | 167 | 295 | .566 |
| 1996 | Sean Daugherty | 125 | 272 | .460 |
| 1997 | Paul Grant | 129 | 261 | .494 |
| 1998 | Sean Daugherty | 125 | 282 | .443 |
| 1999 | Andy Kowske | 85 | 148 | .574 |
| 2000 | Andy Kowske | 137 | 235 | .583 |
| 2001 | Andy Kowske | 79 | 145 | .545 |

Minimum 2.0 made per game

Yearly Statistical Leaders (cont.)

REBOUNDING

| Year | Name | G | REB | AVG |
|------|------------------|----|-----|------|
| 1951 | Jim Clinton | 22 | 344 | 15.6 |
| 1952 | Paul Morrow | 22 | 290 | 13.2 |
| 1953 | Records Incomp. | — | — | — |
| 1954 | Paul Morrow | 22 | 194 | 9.6 |
| 1955 | Curt Mueller | 19 | 110 | 5.8 |
| 1956 | Curt Mueller | 22 | 207 | 9.4 |
| 1957 | Ray Gross | 21 | 165 | 7.9 |
| 1958 | Ray Gross | 22 | 156 | 7.1 |
| 1959 | Bob Barneson | 21 | 152 | 7.2 |
| 1960 | Fred Clow | 24 | 234 | 9.8 |
| 1961 | Tom Hughbanks | 23 | 198 | 8.6 |
| 1962 | Tom Gwyn | 24 | 192 | 8.0 |
| 1963 | Jack Brens | 24 | 306 | 12.8 |
| 1964 | Ken Gustafson | 24 | 235 | 9.8 |
| 1965 | Ken Barnes | 20 | 176 | 8.8 |
| 1966 | Joe Franklin | 24 | 235 | 9.8 |
| 1967 | Joe Franklin | 24 | 289 | 12.0 |
| 1968 | Joe Franklin | 24 | 334 | 13.9 |
| 1969 | James Johnson | 24 | 210 | 8.8 |
| 1970 | Albert Henry | 24 | 265 | 11.0 |
| 1971 | Glen Richgels | 24 | 254 | 10.6 |
| 1972 | Kim Hughes | 24 | 239 | 10.0 |
| 1973 | Kim Hughes | 24 | 301 | 12.5 |
| 1974 | Kim Hughes | 24 | 266 | 11.1 |
| 1975 | Dale Koehler | 21 | 213 | 10.1 |
| 1976 | Dale Koehler | 26 | 263 | 10.1 |
| 1977 | James Gregory | 27 | 270 | 10.0 |
| 1978 | Joe Chmelich | 27 | 182 | 6.7 |
| 1979 | Claude Gregory | 27 | 236 | 8.7 |
| 1980 | Claude Gregory | 29 | 254 | 8.8 |
| 1981 | Claude Gregory | 27 | 249 | 9.2 |
| 1982 | Brad Sellers | 27 | 254 | 9.4 |
| 1983 | Brad Sellers | 28 | 219 | 7.8 |
| 1984 | Cory Blackwell | 28 | 243 | 8.7 |
| 1985 | J.J. Weber | 28 | 162 | 5.8 |
| 1986 | Rod Ripley | 28 | 194 | 6.9 |
| 1987 | J.J. Weber | 31 | 251 | 8.1 |
| 1988 | Danny Jones | 26 | 121 | 4.7 |
| 1989 | Danny Jones | 30 | 141 | 4.7 |
| 1990 | Patrick Tompkins | 28 | 178 | 6.4 |
| 1991 | Patrick Tompkins | 30 | 264 | 8.8 |
| 1992 | Michael Finley | 31 | 152 | 4.9 |
| 1993 | Michael Finley | 28 | 161 | 5.8 |
| 1994 | Rashard Griffith | 25 | 212 | 8.5 |
| 1995 | Rashard Griffith | 26 | 281 | 10.8 |
| 1996 | Sam Okey | 32 | 218 | 6.8 |
| 1997 | Sam Okey | 27 | 230 | 8.5 |
| 1998 | Sean Daugherty | 31 | 192 | 6.2 |
| 1999 | Andy Kowske | 32 | 157 | 4.9 |
| 2000 | Andy Kowske | 36 | 222 | 6.2 |
| 2001 | Andy Kowske | 29 | 157 | 5.4 |

3-POINT FG PERCENTAGE


| Year | Name | FG | FGA | PCT |
|------|-------------------|----|-----|------|
| 1983 | Rick Olson | 18 | 48 | .375 |
| 1987 | Mike Heineman | 29 | 61 | .475 |
| 1988 | Trent Jackson | 74 | 164 | .451 |
| 1989 | Tim Locum | 54 | 111 | .486 |
| 1990 | Tim Locum | 67 | 143 | .469 |
| 1991 | Tim Locum | 65 | 134 | .485 |
| 1992 | Tracy Webster | 75 | 153 | .490 |
| 1993 | Andy Kilbride | 49 | 107 | .458 |
| 1994 | Andy Kilbride | 54 | 131 | .412 |
| 1995 | Andy Kilbride | 54 | 134 | .403 |
| 1996 | Hennssy Auriantal | 35 | 88 | .398 |
| 1997 | Ty Calderwood | 39 | 117 | .333 |
| 1998 | Sean Mason | 54 | 161 | .335 |
| 1999 | Jon Bryant | 46 | 119 | .387 |
| 2000 | Duany Duany | 47 | 120 | .392 |
| 2001 | Ricky Bower | 22 | 50 | .440 |

Minimum 1.0 made per game


FREE THROW PERCENTAGE

| Year | Name | FT | FTA | PCT |
|------|--------------|-----|-----|------|
| 1947 | Bob Cook | 75 | 101 | .743 |
| 1948 | Bob Cook | 73 | 97 | .754 |
| 1949 | Don Rehfeldt | 89 | 129 | .690 |
| 1950 | Don Rehfeldt | 96 | 147 | .653 |
| 1951 | Ab Nicholas | 106 | 149 | .711 |
| 1952 | Ab Nicholas | 121 | 176 | .687 |
| 1953 | Dick Cable | 81 | 110 | .736 |
| 1954 | Dick Cable | 69 | 92 | .750 |

| | | | | |
|------|------------------|-----|-----|------|
| 1955 | Dick Miller | 87 | 109 | .798 |
| 1956 | Dick Miller | 145 | 181 | .801 |
| 1957 | Bob Litzow | 55 | 92 | .598 |
| 1958 | Walter Holt | 71 | 90 | .789 |
| 1959 | Bob Barneson | 73 | 108 | .676 |
| 1960 | Marty Gharrity | 74 | 92 | .804 |
| 1961 | Ken Siebel | 67 | 97 | .691 |
| 1962 | Ken Siebel | 104 | 155 | .671 |
| 1963 | Ken Siebel | 111 | 158 | .703 |
| 1964 | Mark Zubor | 69 | 99 | .697 |
| 1965 | Ken Barnes | 62 | 84 | .738 |
| 1966 | Mike Carlin | 70 | 90 | .778 |
| 1967 | Chuck Nagle | 87 | 117 | .744 |
| 1968 | James Johnson | 95 | 130 | .731 |
| 1969 | Clarence Sherrod | 92 | 120 | .767 |
| 1970 | Clarence Sherrod | 168 | 202 | .832 |
| 1971 | Clarence Sherrod | 148 | 200 | .740 |
| 1972 | Lee Oler | 84 | 106 | .792 |
| 1973 | Leon Howard | 117 | 157 | .745 |
| 1974 | Kim Hughes | 57 | 92 | .620 |
| 1975 | Mike McCauley | 98 | 125 | .784 |
| 1976 | Dale Koehler | 125 | 165 | .758 |
| 1977 | James Gregory | 97 | 139 | .698 |
| 1978 | Bill Pearson | 74 | 95 | .779 |
| 1979 | Wes Matthews | 109 | 139 | .784 |
| 1980 | Wes Matthews | 127 | 143 | .888 |
| 1981 | Claude Gregory | 152 | 202 | .752 |
| 1982 | Cory Blackwell | 71 | 103 | .689 |
| 1983 | Brad Sellers | 82 | 99 | .828 |
| 1984 | Scott Roth | 76 | 96 | .792 |
| 1985 | Rick Olson | 73 | 82 | .890 |
| 1986 | Rick Olson | 97 | 110 | .882 |
| 1987 | J.J. Weber | 105 | 141 | .745 |
| 1988 | Trent Jackson | 88 | 106 | .830 |
| 1989 | Danny Jones | 149 | 199 | .749 |



Brad Sellers



Mike Heineman

Yearly Statistical Leaders (cont.)

| | | | | |
|------|-------------------|-----|-----|------|
| 1990 | Willie Simms | 92 | 146 | .630 |
| 1991 | Patrick Tompkins | 95 | 147 | .646 |
| 1992 | Tracy Webster | 90 | 115 | .783 |
| 1993 | Tracy Webster | 72 | 89 | .809 |
| 1994 | Michael Finley | 110 | 140 | .786 |
| 1995 | Michael Finley | 140 | 181 | .773 |
| 1996 | Mosezell Peterson | 79 | 107 | .738 |
| 1997 | Paul Grant | 92 | 129 | .713 |
| 1998 | Sean Mason | 128 | 157 | .815 |
| 1999 | Sean Mason | 137 | 169 | .811 |
| 2000 | Mark Vershaw | 106 | 144 | .736 |
| 2001 | Roy Boone | 88 | 118 | .746 |


Minimum 2.5 made per game

ASSISTS

| Year | Name | G | AST | AVG |
|------|-------------------|----|-----|-----|
| 1974 | Marcus McCoy | 24 | 74 | 3.1 |
| 1975 | Bruce McCauley | 25 | 88 | 3.5 |
| 1976 | James Smith | 23 | 76 | 3.3 |
| 1977 | Bob Falk | 27 | 93 | 3.4 |
| | Arnold Gaines | 27 | 93 | 3.4 |
| 1978 | Arnold Gaines | 26 | 80 | 3.1 |
| 1979 | Wes Matthews | 27 | 106 | 3.9 |
| 1980 | Wes Matthews | 28 | 118 | 4.2 |
| 1981 | Dan Hastings | 27 | 85 | 3.1 |
| 1982 | Carl Golston | 27 | 93 | 3.4 |
| 1983 | Rick Olson | 28 | 83 | 3.0 |
| 1984 | Scott Roth | 28 | 87 | 3.1 |
| 1985 | Mike Heineman | 25 | 111 | 4.4 |
| 1986 | Mike Heineman | 22 | 100 | 4.5 |
| 1987 | Mike Heineman | 28 | 137 | 4.9 |
| 1988 | Tom Molaski | 28 | 104 | 3.7 |
| 1989 | Tom Molaski | 30 | 108 | 3.6 |
| 1990 | Willie Simms | 30 | 97 | 3.2 |
| 1991 | Willie Simms | 29 | 98 | 3.4 |
| 1992 | Tracy Webster | 31 | 151 | 4.9 |
| 1993 | Tracy Webster | 28 | 179 | 6.4 |
| 1994 | Tracy Webster | 29 | 171 | 5.9 |
| 1995 | Michael Finley | 27 | 108 | 4.0 |
| 1996 | Sam Okey | 32 | 100 | 3.1 |
| 1997 | Ty Calderwood | 27 | 101 | 3.7 |
| 1998 | Hennssy Auriantal | 29 | 64 | 2.2 |
| 1999 | Ty Calderwood | 32 | 104 | 3.3 |
| 2000 | Mark Vershaw | 36 | 118 | 3.3 |
| 2001 | Mike Kelley | 29 | 89 | 3.1 |

STEALS

| Year | Name | G | STL | AVG |
|------|---------------|----|-----|-----|
| 1978 | Arnold Gaines | 26 | 28 | 1.1 |
| 1979 | Wes Matthews | 27 | 53 | 2.0 |
| 1980 | Wes Matthews | 28 | 42 | 1.5 |
| 1981 | John Bailey | 27 | 39 | 1.4 |



Paul Grant

| | | | | |
|------|-------------------|----|----|-----|
| 1982 | John Bailey | 27 | 37 | 1.4 |
| 1983 | Cory Blackwell | 28 | 39 | 1.4 |
| 1984 | Scott Roth | 28 | 43 | 1.5 |
| 1985 | Mike Heineman | 25 | 33 | 1.3 |
| 1986 | Rick Olson | 28 | 33 | 1.2 |
| 1987 | J.J. Weber | 31 | 41 | 1.3 |
| 1988 | Trent Jackson | 28 | 59 | 2.1 |
| 1989 | Trent Jackson | 30 | 50 | 1.7 |
| 1990 | Willie Simms | 30 | 33 | 1.1 |
| | Tim Locum | 30 | 33 | 1.1 |
| 1991 | Willie Simms | 29 | 27 | 0.9 |
| 1992 | Tracy Webster | 31 | 48 | 1.5 |
| 1993 | Tracy Webster | 28 | 66 | 2.4 |
| 1994 | Tracy Webster | 29 | 69 | 2.4 |
| 1995 | Michael Finley | 27 | 52 | 1.9 |
| 1996 | Hennssy Auriantal | 32 | 43 | 1.3 |
| 1997 | Ty Calderwood | 27 | 63 | 2.3 |
| 1998 | Mike Kelley | 31 | 58 | 1.9 |
| 1999 | Mike Kelley | 32 | 62 | 1.9 |
| 2000 | Mike Kelley | 36 | 95 | 2.6 |
| 2001 | Mike Kelley | 29 | 60 | 2.1 |

BLOCKED SHOTS


| Year | Name | G | BL | AVG |
|------|----------------|----|----|-----|
| 1978 | Claude Gregory | 27 | 21 | 0.8 |
| 1979 | Claude Gregory | 27 | 21 | 0.8 |
| 1980 | Claude Gregory | 29 | 20 | 0.7 |
| 1981 | Claude Gregory | 27 | 26 | 1.0 |
| 1982 | Brad Sellers | 27 | 52 | 1.9 |

| | | | | |
|------|------------------|----|----|-----|
| 1983 | Brad Sellers | 28 | 68 | 2.4 |
| 1984 | David Miller | 27 | 11 | 0.4 |
| 1985 | John Ploss | 28 | 20 | 0.7 |
| 1986 | J.J. Weber | 28 | 28 | 1.0 |
| 1987 | J.J. Weber | 31 | 45 | 1.5 |
| 1988 | Kurt Portmann | 28 | 25 | 0.9 |
| 1989 | Kurt Portmann | 30 | 34 | 1.1 |
| 1990 | Kurt Portmann | 31 | 30 | 1.0 |
| 1991 | Patrick Tompkins | 30 | 25 | 0.8 |
| 1992 | Louis Ely | 30 | 41 | 1.4 |
| 1993 | Louis Ely | 28 | 31 | 1.1 |
| 1994 | Rashard Griffith | 25 | 66 | 2.6 |
| 1995 | Rashard Griffith | 26 | 58 | 2.2 |
| 1996 | Sam Okey | 32 | 42 | 1.3 |
| 1997 | Paul Grant | 28 | 34 | 1.2 |
| 1998 | Sean Daugherty | 31 | 18 | 0.6 |
| | Andy Kowske | 31 | 18 | 0.6 |
| 1999 | Andy Kowske | 32 | 27 | 0.8 |
| 2000 | Andy Kowske | 36 | 27 | 0.8 |
| 2001 | Andy Kowske | 29 | 14 | 0.5 |

MINUTES

| Year | Name | G | MN | AVG |
|------|------------------|----|------|------|
| 1978 | Arnold Gaines | 26 | 782 | 30.1 |
| 1979 | Wes Matthews | 27 | 986 | 36.5 |
| 1980 | Claude Gregory | 29 | 1001 | 34.5 |
| 1981 | Claude Gregory | 27 | 989 | 36.6 |
| 1982 | Brad Sellers | 27 | 964 | 35.7 |
| 1983 | Brad Sellers | 28 | 1009 | 36.0 |
| 1984 | Cory Blackwell | 28 | 1045 | 37.3 |
| 1985 | Rick Olson | 28 | 970 | 34.6 |
| 1986 | Rick Olson | 28 | 983 | 35.1 |
| 1987 | J.J. Weber | 31 | 993 | 32.0 |
| 1988 | Trent Jackson | 28 | 1032 | 36.9 |
| 1989 | Trent Jackson | 30 | 1099 | 36.6 |
| 1990 | Danny Jones | 31 | 1043 | 33.6 |
| 1991 | Patrick Tompkins | 30 | 1091 | 36.4 |
| 1992 | Tracy Webster | 31 | 1077 | 34.7 |
| 1993 | Michael Finley | 28 | 979 | 35.0 |
| 1994 | Michael Finley | 29 | 1046 | 36.1 |
| 1995 | Michael Finley | 27 | 1000 | 37.0 |
| 1996 | Sam Okey | 32 | 1024 | 32.0 |
| 1997 | Ty Calderwood | 27 | 886 | 32.8 |
| 1998 | Sean Mason | 31 | 885 | 28.5 |
| 1999 | Sean Mason | 32 | 937 | 29.3 |
| 2000 | Mark Vershaw | 36 | 1122 | 31.2 |
| 2001 | Mike Kelley | 29 | 903 | 31.1 |

HISTORY



103 Years of Badger Basketball

The Wisconsin men's basketball program begins its 104th season in 2001-02. Following is a chronological list of highlights from the first 103 years of UW basketball.

December, 1898

Six years after the advent of the new sport of basketball, Bob Burdick, John Mapel, Carl Sillman, Paul Stover and Captain Walter Hirschberg make up the first Wisconsin Badger basketball team. Dr. J.C. Elsom is the first UW coach.

Jan. 21, 1899

Wisconsin plays its first game and falls to the Milwaukee Normal Alumni, 25-15, in Milwaukee.

March 4, 1899

The Badgers play their first home game. The Milwaukee Normal Alumni edge Wisconsin, 13-10, and the Badgers finish their first season 0-3.

Feb. 15, 1900

Wisconsin defeats Wayland Academy, 25-15, for the first victory in school history.

March, 1902

After completing a 10-game schedule (all on the road), the Badgers finish the year with a 7-3 record, their first winning season.

Dec. 2, 1904

Emmett Angell coaches the Badgers for the first time and watches his team rout Sparta's Company C, 75-10. Christian Steinmetz scores 50 points in the victory

to set a pre-modern, single-game scoring mark.

January, 1905

The Badgers make their first road trip to the East and come home with a 2-6 mark after games in New Jersey, New York, Pennsylvania and Ohio.

Spring, 1905

Christian Steinmetz finishes the season with 462 points, setting a Wisconsin season scoring mark that would stand for 61 years. Steinmetz is later named the Badgers' first all-American.

March 15, 1907

Wisconsin defeats Purdue, 37-10, to secure an 11-3 record and a share of the school's first Big Ten championship.

March 16, 1912

First-year coach Walter Meanwell, known as the "Little Doctor," guides the Badgers to a 32-21 win over Indiana to complete an unbeaten season at 15-0. Wisconsin wins the Big Ten title outright and will win or share the conference crown seven more

times before Meanwell's coaching career ends in 1934.

March 16, 1918

Despite dropping a 19-11 decision to Minnesota, first-year coach Guy Lowman's Badgers win the school's sixth Big Ten championship in 12 years.

Dec. 18, 1930

The Badgers defeat Penn, 25-12, in the dedication game for the new Wisconsin Field House.

Fall, 1934


Harold "Bud" Foster, a former all-America player for the Badgers, takes over as head coach. Foster will hold that position for 25 years, longer than any other basketball coach in school history.

Spring, 1935

In his first season as head coach, "Bud" Foster leads the Badgers to the Big Ten title with a 15-5 record.


March 29, 1941

The "Cinderella" Badgers, lower division finishers in the Big Ten just



The dedication game at the UW Field House was a 25-12 win over Penn on Dec. 18, 1930.

103 Years of Badger Basketball (cont.)



Paul Morrow grabbed a UW-record 30 rebounds against Purdue on Jan. 3, 1953.

one year earlier, top Washington State, 39-34, to win the NCAA tournament. The UW's John Kotz is named tournament MVP. Team captain Gene Englund is the Big Ten MVP and earns all-America honors.

Spring, 1942


Wisconsin has the Big Ten MVP for the second straight season when John Kotz earns the award. Kotz also garners all-America kudos.

March, 1947

The 15-5 Big Ten champion Badgers are invited to play in the NCAA Eastern Regionals in New York's Madison Square Garden. Wisconsin takes third place in the East by squeaking past Navy, 50-49, after losing the opener, 70-56, to CCNY.

Feb. 28, 1949

Junior Don Rehfeldt takes 37 shots in a 70-47 trouncing of Iowa. Rehfeldt's 37 field goal attempts still stand as a single-game Wisconsin record.



Ken Barnes set the UW single-game scoring record with a 42-point performance against Indiana in 1965.

Spring, 1950

After being named the Big Ten's MVP, Don Rehfeldt becomes Wisconsin's last all-American to date. He finishes his career as the school's all-time leading scorer with 1,169 points. Rehfeldt also is picked second overall in the NBA Draft.

Jan. 3, 1953

Center Paul Morrow grabs what remains a school-record 30 rebounds in a 50-46 victory over Purdue.

Jan. 27, 1962

Despite Boilermaker Terry Dischinger's UW Field House-record 50 points, the Badgers defeat Purdue 89-86.

March 3, 1962

The Badgers defeat a top-ranked Ohio State squad (86-67) that features all-Americans John Havlicek and Jerry Lucas, as well as reserve forward Bob Knight. The powerful Buckeyes see their 47-game winning streak come to an end.

March 11, 1963

Senior Ken Seibel earns the team's MVP award for the third consecutive season. He remains the Badgers' only three-time MVP.

March 8, 1965

Ken Barnes scores a school-record 42 points, along with 23 rebounds, in a 92-73 loss to Indiana. Barnes' mark stands alone until Michael Finley matches it in December of 1994.

March 11, 1967

With 12 seconds remaining in the season finale against Illinois, sophomore Chuck Nagle makes a layup to tie Christian Steinmetz as the school's single-season scoring leader with 462 points. Fouled on the play, Nagle converts the free throw and sets the record.

Dec. 9, 1967

The Badgers set a school single-game scoring record with a 120-82 win over Southern Methodist.

March 2, 1968

Senior Joe Franklin pulls down a career-high 27 rebounds in a 104-84 victory over Purdue — his final game at the UW Field House. Franklin ends his collegiate career one week later having amassed 858 boards for what still is a school-record 11.9 rebounds per game.

March 9, 1968

Only one year after Chuck Nagle snaps Wisconsin's 62-year-old single-season scoring mark set by Christian Steinmetz, Joe Franklin registers 30 points in the season finale at Northwestern to finish the campaign with a school-best 544 points.

March 13, 1971

Senior co-captain Clarence Sherrod scores 27 points in a season-ending loss at Michigan to finish the

103 Years of Badger Basketball (cont.)

year with 570 points. It is the third time in five seasons that the Badgers have a new all-time single-season scoring leader.

Jan. 5, 1976

The Badgers record the greatest comeback in school history when they erase a 22-point (47-25) deficit and gain an 82-81 overtime victory over Ohio State at the UW Field House.

March 3, 1979

Guard Wes Matthews hits a half-court shot as time expires as the Badgers defeat Magic Johnson and eventual NCAA champion Michigan State 83-81 at the UW Field House.

Dec. 30, 1979

The Badgers connect on 32 of 43 field goal attempts (.744) to set a single-game school record and defeat Army 78-54.

March 10, 1981

Claude Gregory scores 29 points and grabs 17 rebounds in his last game as a Badger. He leaves the school as Wisconsin's career leader in points (1,745) and rebounds (904).

Dec. 2, 1985

In a non-conference matchup with San Francisco State, senior Rick Olson makes 17 field goals in a 90-61 Badger victory. Olson's 17 field goals tops the previous school record of 16 set nearly 27 years earlier by Bob Litzow.

March 9, 1986

Setting a school record by starting every game (112) in his four-year career, Rick Olson guides Wisconsin past Northwestern, 70-68. Olson scores 26 points in the game and misses becoming the school's career scoring leader by nine points. However, he does become the UW's single-season scoring champion with 571 points.

Feb. 16, 1987

In one of the most infamous games in school history, the Badgers take eventual NCAA champion Indiana to three overtimes before falling 86-85 at the UW Field House before a capacity crowd and national television audience.

March 8, 1987

Mike Heineman scores 20 points, grabs seven rebounds and hands out nine assists in his final game as a Badger. Heineman ends his career as Wisconsin's all-time assist leader with 388.

Dec. 14, 1988

The Badgers record the widest margin of victory in school history with an 89-34 win over Denver at the UW Field House.

March 15, 1989

The Badgers, under Coach Steve Yoder, make their first-ever appearance in the National Invitation Tournament and defeat New Orleans, 63-61, at the UW Field House. It is Wisconsin's first postseason appearance since the 1947 NCAA Tournament.

March 20, 1989

Danny Jones scores 24 points in the season finale

against St. Louis. His 611 points establishes a new single-season school scoring record.

Feb. 15, 1990

Danny Jones snaps Wisconsin's career scoring mark against Ohio State. Jones ends his career with 1,854 points.

March 13, 1991

The Badgers make their second NIT appearance in three years and defeat Bowling Green 87-79 (OT) at



Stu Jackson coached the Badgers to their first NCAA Tournament appearance in 47 years in 1994. That club, led by Michael Finley, Tracy Webster and Rashard Griffith, started the season 12-1.

103 Years of Badger Basketball (cont.)

the UW Field House. Wisconsin, however, is eliminated from the tournament five days later by Stanford.

March 25, 1992

Former New York Knicks coach Stu Jackson is hired as Wisconsin's 11th head coach.

Feb. 13, 1993

Sophomore Michael Finley goes head-to-head with Purdue all-American Glenn Robinson. Finley scores 33 points and adds a Big Ten-record 10 steals but the Boilermakers prevail 90-87 in double overtime behind Robinson's 42 points.

March 17, 1993

Wisconsin qualifies for its third National Invitation Tournament in five years but loses 77-73 to Rice in the first round at the UW Field House.

Nov. 22, 1993

The Badgers are ranked 25th by the Associated Press, their first national ranking by the A.P. since January of 1976.

March 17, 1994

Led by Michael Finley, Tracy Webster and Rashard Griffith, Coach Stu Jackson's Badgers defeat Cincinnati 80-72 in the school's first NCAA Tournament game since 1947. Wisconsin is eliminated two days later by Missouri.

Dec. 10, 1994

Michael Finley scores a school record-tying 42 points in a 92-76 loss at Eastern Michigan. Finley registers 33 points in the second half to set the school mark for points in a half.

Jan. 14, 1995

Michael Finley breaks Danny Jones' school career scoring mark in the first half of the Badgers' 74-67 win



Senator Herb Kohl was on hand when the Badgers opened the Kohl Center with a 56-33 win over Northwestern on Jan. 17, 1998.

at home over Minnesota. Finley goes on to finish his career with 2,147 points.

March 31, 1995

Dick Bennett is hired from UW-Green Bay as Wisconsin's 13th head coach, replacing Stan Van Gundy.

June 28, 1995

Forward Michael Finley becomes Wisconsin's first first-round NBA draft choice since 1980 when he is selected 21st overall by Phoenix.

March 13, 1996

Coach Dick Bennett's Badgers defeat Manhattan 55-42 in the first round of the National Invitation Tournament at the UW Field House. The Badgers are eliminated five days later by Illinois State.

Jan. 4, 1997

Wisconsin snaps a 31-game losing streak to Indiana with a 71-58 victory over the Hoosiers at the UW Field House. Wisconsin leads 17-0 before Indiana scores.

Feb. 26, 1997

Seven-foot center Paul Grant sets a school record with a 15-for-15 performance at the free throw line in a 49-48 victory over Iowa at the UW Field House.

March 8, 1997

The Badgers lock up the school's second NCAA tournament bid in 50 years with a 66-65 upset win over No. 2-ranked Minnesota at the UW Field House. It is the UW's first win over a first or second-ranked opponent since 1962.

March 14, 1997

The Badgers lose 71-58 to Texas in the first round of the NCAA tournament at Pittsburgh's Civic Arena.

June 25, 1997

Paul Grant becomes UW's second first-round NBA draft choice in three years when he is selected 20th overall by Minnesota.

103 Years of Badger Basketball (cont.)

Jan. 14, 1998

The Badgers play the final game in the UW Field House and record a 76-57 win over Penn State.

Jan. 17, 1998

Wisconsin opens the new, \$76 million Kohl Center with a 56-33 triumph over Northwestern before 16,697 fans, including Sen. Herb Kohl.

Dec. 14, 1998

The Badgers enter the media and coaches top-25 polls for the first time since December of 1994.

Dec. 27, 1998

Wisconsin's 10th straight win gives the school a 12-1 record for only the second time since 1929-30.

Jan. 31, 1999

The Badgers achieve the school's highest national ranking (11th by A.P.) since 1962.

Feb. 13, 1999

Wisconsin wins its school-record 21st game of the season over Penn State.

March 1, 1999

Sophomore guard Mike Kelley becomes the first Badger to be named Big Ten Defensive Player of the Year.

March 7, 1999

UW receives its fifth NCAA Tournament bid and second in the four-year Dick Bennett era. The Badgers also earn their highest tournament seed (fifth) ever.

March 12, 1999

The Badgers drop a 43-32 decision to Southwest Missouri State in the first round of the NCAA Tournament in Charlotte, N.C.

March 1, 2000

Guard Mike Kelley becomes

Wisconsin's career steals leader in a 62-46 win at Northwestern.

March 12, 2000

Wisconsin receives its sixth NCAA tournament bid and third in the five-year Dick Bennett era.


March 16-18, 2000

Wisconsin defeats ninth-seeded Fresno State and top-seeded Arizona in the first and second rounds of the NCAA tournament in Salt Lake City, Utah. The wins allow the UW to advance to the Sweet 16 for the first time ever.

March 23-25, 2000

The Badgers advance to the Final Four after defeating fourth-seeded and 10th-ranked LSU in the West Regional semifinal and Big Ten rival and sixth-seeded Purdue in the regional title game in Albuquerque, N.M.

The win over the Boilermakers ties the school single-season record (22) set by the 1998-99 squad.



Guard Mike Kelley finished third on the Big Ten's all-time steals list and typified the program's emphasis on defense during the Dick Bennett era.

Guard Jon Bryant is named the West Regional MVP and guard Mike Kelley and forward Andy Kowske are named to the all-West Regional team.

Upon their return to Madison on the night of the 25th, the Badgers are greeted by 20,000 screaming fans at a rally in Camp Randall Stadium.

April 1, 2000

The Badgers' amazing NCAA tournament run ends in the semifinals at the Final Four with a 53-41 loss to eventual national champion Michigan State.

Nov. 29, 2000

The Badgers defeat 13th-ranked Maryland 78-75 in overtime at the Bradley Center in Milwaukee. Following the game, Dick Bennett tells the team he has coached his last game and formally announces his retirement the next day. Assistant head coach Brad Soderberg takes over as UW's 14th head basketball coach.

Jan. 29, 2001

Wisconsin ascends to the No. 10 spot in the Associated Press top 25, the school's highest ranking since it was seventh on Dec. 11, 1962.

March 11, 2001

Wisconsin receives its third consecutive NCAA tournament bid and the seventh in school history.

March 15, 2001

The Badgers fall 50-49 to Georgia State in the first round of the NCAA tournament in Boise, Idaho.

March 29, 2001

After announcing on March 19 that Brad Soderberg will not be retained as head coach, UW Director of Athletics Pat Richter hires William "Bo" Ryan from UW-Milwaukee as the 15th head coach in Badger basketball history.

Honors and Awards

Naismith Hall of Fame

- 1959 Dr. Walter Meanwell
- 1959 Harold Olsen
- 1959 Chris Steinmetz Sr.
- 1964 Harold Foster

Years indicate year of induction

All-America (1st Team)

- 1905 Chris Steinmetz Sr.
- 1916 George Levis
- 1930 Harold Foster
- 1941 Gene Englund
- 1942 John Kotz
- 1950 Don Rehfeldt

Helms Foundation

Player of the Year

- 1905 Chris Steinmetz Sr.
- 1912 Otto Stangel
- 1916 George Levis
- 1918 William Chandler

John Wooden

Award Finalist

- 2001 Mike Kelley

Preseason John Wooden

Award Candidate

- 1995 Michael Finley
- 1998 Sam Okey
- 2001 Mike Kelley

Preseason Naismith

Award Candidate

- 1995 Michael Finley
- 2001 Mike Kelley

NCAA Tournament MVP

- 1941 John Kotz

NCAA West Region MVP

- 2000 Jon Bryant

NCAA All-West Region


- 2000 Mike Kelley
- Andy Kowske

Olympic Games

- 2000 Kirk Penney, New Zealand

Team USA

- 1993 Michael Finley



Kirk Penney, Wisconsin's only basketball Olympian, played for New Zealand in the 2000 Games in Sydney, Australia.

World University Games

- 1993 Michael Finley, USA
- 1997 Hennssy Auriantal, Canada

Goodwill Games

- 1994 Michael Finley, USA

Big Ten MVP

- 1941 Gene Englund
- 1942 John Kotz
- 1947 Glen Selbo
- 1950 Don Rehfeldt

Big Ten Freshman of the Year

- 1996 Sam Okey

Big Ten Defensive Player of the Year

- 1999 Mike Kelley

All-Big Ten

- 1907 Arthur Frank
- Charles Scribner
- 1908 Hugh Harper
- Helmer Swenholt
- 1911 Walter Scoville
- 1912 Walter Scoville
- Otto Stangel
- 1913 Carl Harper
- Allen Johnson
- Eugene Van Gent
- John Van Riper
- 1914 Carl Harper
- Eugene Van Gent

- 1915 George Levis
- 1916 William Chandler
- George Levis
- Harold Olsen
- 1917 William Chandler
- Paul Meyers
- Harold Olsen
- 1923 Gus Tebell
- Rollie Williams
- 1924 Marshall Diebold
- 1925 Marshall Diebold
- 1928 George Hotchkiss
- 1929 Ed Chmielewski
- Harold Foster
- 1930 Ed Chmielewski
- Harold Foster
- 1934 Rolf Poser
- 1935 Gilbert McDonald
- Rolf Poser
- 1938 Howard Powell
- 1940 Gene Englund
- 1941 Gene Englund
- John Kotz
- 1942 John Kotz
- 1947 Bob Cook
- Walt Lautenbach
- Glen Selbo
- 1948 Bob Cook (2)
- Don Rehfeldt (2)
- 1949 Don Rehfeldt (1)
- 1950 Don Rehfeldt (1)
- 1951 Ab Nicholas (1)
- 1952 Ab Nicholas (1)
- 1953 Dick Cable (HM)
- Paul Morrow (HM)
- Charles Seifert (HM)
- 1954 Dick Cable (HM)
- Paul Morrow (HM)
- Ron Weisner (HM)
- 1955 Dick Cable (HM)
- 1956 Dick Miller (2)
- 1957 Bob Litzow (3)
- 1958 Walt Holt (HM)
- Bob Litzow (HM)
- 1959 Jim Biggs (HM)
- 1960 Tom Hughbanks (HM)
- 1961 Tom Hughbanks (HM)
- Ron Jackson (HM)
- Ken Seibel (HM)
- 1962 Ken Seibel (2)
- Mike O'Melia (3)
- Don Hearnden (HM)
- Tom Hughbanks (HM)
- 1963 Ken Seibel (2)
- Jack Brens (3)
- 1964 Jack Brens (HM)
- 1965 Jim Bohem (HM)
- Mark Zubor (HM)
- 1966 Joe Franklin (HM)
- 1967 Chuck Nagle (2)
- Joe Franklin (3-UPI, HM-A.P)

Honors and Awards (cont.)

- 1968 Joe Franklin (1)
James Johnson (HM)
- 1969 Clarence Sherrod (HM)
James Johnson (HM)
- 1970 Clarence Sherrod (2)
Al Henry (HM)
- 1971 Clarence Sherrod (2)
Leon Howard (HM)
- 1972 Leon Howard (2)
- 1973 Leon Howard (HM)
- 1974 Gary Anderson (2-A.P.)
Kim Hughes (3-UPI)
Dale Koehler (HM-UPI)
- 1975 Dale Koehler (HM)
Bruce McCauley (HM)
- 1976 Dale Koehler (3-UPI,
HM-A.P.)
- 1977 James Gregory (HM)
Bob Falk (HM)
- 1978 Arnold Gaines (HM-A.P.)
- 1979 Wes Matthews (HM)
Joe Chnelich (HM-A.P.)
Claude Gregory (HM-A.P.)
Larry Petty (HM-A.P.)
- 1980 Wes Matthews (2)
Claude Gregory (3-UPI)
Joe Chnelich (HM-A.P.)
Claude Gregory (HM-A.P.)
- 1981 Claude Gregory (2)
Larry Petty (HM)
John Bailey (HM-A.P.)
- 1982 Brad Sellers (HM)
John Bailey (HM-A.P.)
- 1983 Brad Sellers (2-A.P.,
HM-UPI)
- 1984 Rick Olson (HM-A.P.)
Scott Roth (HM-A.P.)
- 1985 Scott Roth (2)
- 1986 Rick Olson (3-UPI,
HM-A.P.)
J.J. Weber (HM-A.P.)
- 1987 J.J. Weber (2-UPI, HM-A.P.)
Mike Heineman (HM-A.P.)
Trent Jackson (HM-A.P.)
- 1988 Trent Jackson (3-UPI,
HM-A.P.)
Danny Jones (HM-A.P.)
- 1989 Danny Jones (2)
Trent Jackson (2-A.P.,
3-UPI)
Tom Molaski (HM-A.P.)
- 1990 Danny Jones (2-M, 3-C)
- 1991 Patrick Tompkins (1-M,
2-C)
Willie Simms (HM)
- 1992 Tracy Webster (2)
Michael Finley (HM-M)
- 1993 Michael Finley (1)
Tracy Webster (3)
- 1994 Michael Finley (2)
Tracy Webster (HM)

- 1995 Michael Finley (1-C, 2-M)
Rashard Griffith (1-M,
2-C)
- 1996 Sam Okey (HM-C)
- 1997 Sam Okey (2-M, 3-C)
Paul Grant (HM)
- 1998 Sean Mason (HM)
- 1999 Sean Mason (2)
Ty Calderwood (3-M)
- 2001 Roy Boone (3-C, HM-M)
Mike Kelley (HM-M)

Academic All-Big Ten

- 1967 Chuck Nagle
- 1970 Clarence Sherrod
- 1972 Lee Oler
- 1974 Gary Anderson
Bill Pearson
- 1978 Steve Jacobson
- 1982 Steve Jacobson
- 1985 Rod Ripley
- 1986 Rod Ripley
- 1987 Rod Ripley
- 1988 Rob Willey
- 1990 Billy Douglass
- 1991 Damon Harrell
Grant Johnson
Jay Peters
- 1992 Damon Harrell
Grant Johnson
Jay Peters
Jeff Petersen
- 1993 Chris Conger
Damon Harrell
Grant Johnson
Jeff Petersen
- 1994 Chris Conger
Grant Johnson
Jeff Petersen
- 1996 Shawn Carlin
- 1997 Hennssy Auriantal
Paul Grant
Mike Kosolcharoen
- 1998 Brian Vraney
- 1999 Hennssy Auriantal
Mike Kelley
Andy Kowske
- 2000 Erik Faust
Mike Kelley
Andy Kowske
- 2001 Mike Kelley
Andy Kowske

Big Ten Player of the Week


- '82-83 Brad Sellers (Jan. 24)
- '83-84 Rick Olson (Jan. 16)
- '85-86 Rick Olson (Feb. 17)
- '87-88 Byron Robinson (Jan. 5)
- '88-89 Trent Jackson (Feb. 21)
- '92-93 Michael Finley (Jan. 25)
Michael Finley (Mar. 1)

- '93-94 Michael Finley (Jan. 10)
- '96-97 Sam Okey (Dec. 16)
- '98-99 Sean Mason (Dec. 28)
- '99-00 Andy Kowske (Dec. 26)
Maurice Linton (Mar. 7)
- '00-01 Roy Boone (Dec. 18)

Team MVP

- 1941 Gene Englund
- 1942 John Kotz
- 1943 Bob Sullivan
- 1944 Ray Patterson
- 1945 Ray Patterson
- 1946 Bob Cook
- 1947 Glen Selbo
- 1948 Bob Cook
- 1949 Don Rehfeldt
- 1950 Don Rehfeldt
- 1951 Ab Nicholas
- 1952 Ab Nicholas
- 1953 Charles Siefert
- 1954 Paul Morrow
- 1955 Dick Cable
- 1956 Dick Miller
- 1957 Bob Litzow
- 1958 Walter Holt
- 1959 Bob Barneson
- 1960 Fred Clow

- 1961 Ken Siebel
- 1962 Ken Siebel
- 1963 Ken Siebel
- 1964 Ken Gustafson
- 1965 Jim Bohon
- 1966 Paul Morenz
- 1967 Joe Franklin
- 1968 Joe Franklin
- 1969 James Johnson
- 1970 Albert Henry
- 1971 Glen Richgels
- 1972 Leon Howard
- 1973 Leon Howard
Kim Hughes
- 1974 Gary Anderson
Kim Hughes
- 1975 Dale Koehler
- 1976 Dale Koehler
- 1977 Bob Falk
- 1978 Arnold Gaines
- 1979 Wes Matthews
- 1980 Joe Chnelich
- 1981 Claude Gregory
- 1982 John Bailey
- 1983 Cory Blackwell
- 1984 Cory Blackwell
- 1985 Scott Roth
- 1986 Rick Olson



Don Rehfeldt was the Big Ten MVP in 1950.

Honors and Awards (cont.)

- 1987 J.J. Weber
 - 1988 Trent Jackson
 - 1989 Trent Jackson
 - 1990 Danny Jones
 - 1991 Patrick Tompkins
 - 1992 Tracy Webster
 - 1993 Michael Finley
 - 1994 Michael Finley
 - 1995 Rashard Griffith
- No MVP named from 1996-2001*

Captains

- 1899 Walter Hirschberg
- 1900 Walter Hirschberg
- 1901 Walter Hirschberg
- 1902 Henry Helmholz
- 1903 John Potter
- 1904 Harvey Schofield
- 1905 Chris Steinmetz Sr.
- 1906 James Bush
- 1907 Charles Scribner
- 1908 Harlan Rogers
- 1909 Helmer Swenholt
- 1910 William Witt
- 1911 Albert Birch
- 1912 Walter Scoville
- 1913 John Van Riper
- 1914 Eugene Van Gent
- 1915 E.O. Lange
- 1916 Mel Haas
- 1917 George Levis
- Harold Olsen
- 1918 William Chandler
- 1919 Anthony Zulfer
- 1920 Harold Knapp
- 1921 Warren Taylor
- 1922 Duke Caesar
- 1923 Gus Tebell
- 1924 Douglas Gibson

- 1925 Marshall Diebold
- 1926 Henry Brooks
- 1927 Rollie Barnum
- 1928 Louis Behr
- 1929 John Doyle
- Elmer Tenhopen
- 1930 Harold Foster
- 1931 Ed Chmielewski
- John Paul
- 1932 Marvin Steen
- 1933 Ray Wickman
- 1934 Rolf Poser
- 1935 Rolf Poser
- 1936 Edward Stege
- 1937 Gordy Fuller
- 1938 Howard Powell
- George Rooney
- 1939 Byron Bell
- David Dupee
- Robert Weigandt
- 1940 Walter Anderson
- John Rundell
- 1941 Gene Englund
- 1942 Robert Alwin
- 1943 John Kotz
- 1944 Ray Patterson
- 1945 Ray Patterson
- 1946 Eugene Mathews
- 1947 Walter Lautenbach
- 1948 Edward Mills
- 1949 Douglas Rogers
- 1950 Robert Mader
- 1951 James Van Dien
- 1952 Edward Carpenter
- 1953 Charles Siefert
- Thomas Ward
- 1954 Robert Weber
- 1955 Richard Cable

- 1956 Richard Jorgensen
- 1957 Glenn Borland
- 1958 Glenn Borland
- 1959 Robert Barneson
- 1960 Robert Barneson
- 1961 James Biggs
- 1962 Thomas Hughbanks
- 1963 Thomas Gwyn
- 1964 Michael O'Melia
- 1965 James Bohlen
- 1966 Kenneth Gustafson
- Mark Zubor
- 1967 Dennis Sweeney
- 1968 Michael Carlin
- Joe Franklin
- 1969 James Johnson
- John Schell
- 1970 Al Henry
- 1971 Dennis Conlon
- Clarence Sherrod
- 1972 Robert Frasor
- 1973 Leon Howard
- 1974 Kim Hughes
- 1975 Dale Koehler
- 1976 Dale Koehler
- 1977 Pete Brey
- 1978 James Smith III
- 1979 Joe Chrmelich
- Arnold Gaines
- 1980 Joe Chrmelich
- Robert Jenkins
- 1981 Dan Hastings
- 1982 John Bailey
- Steve Jacobson
- Gary Zinkgraf
- 1983 Greg Dandridge
- 1984 Cory Blackwell
- Scott Roth
- 1985 Scott Roth
- 1986 Jay Laszewski
- Rick Olson
- Gregg Steinhaus
- 1987 Mike Heineman
- Rod Ripley
- J.J. Weber
- 1988 Tom Molaski
- Rodney Tapp
- 1989 Trent Jackson
- Danny Jones
- Tom Molaski
- 1990 Danny Jones
- Tim Locum
- Kurt Portmann
- 1991 John Ellenson
- Tim Locum
- Willie Simms
- Patrick Tompkins
- 1992 Billy Douglass
- Tracy Webster
- 1993 Tracy Webster
- 1994 Tracy Webster
- Michael Finley
- 1995 Michael Finley
- 1996 Osita Nwachukwu

- 1997 Paul Grant
- 1998 Ty Calderwood
- Sean Daugherty
- Sean Mason
- 1999 David Burkemper
- 2000 Jon Bryant
- Duany Duany
- 2001 Mike Kelley
- Maurice Linton

Badger Award

(Player who best exemplifies the qualities of humility, passion, unity, servanthood and thankfulness, both on and off the court)

- 1996 Hennssy Auriantal
- 1997 Paul Grant
- 1998 Sean Daugherty
- 1999 Mike Kelley
- Andy Kowske
- 2000 Mike Kelley
- 2001 Mike Kelley

Scholar-Athlete Award

- 1996 Shawn Carlin
- 1997 Paul Grant
- 1998 Hennssy Auriantal
- 1999 Andy Kowske
- 2000 Andy Kowske
- 2001 Andy Kowske

Red Team Award



(Player(s) who is commended for his effort as a member of the "red team," which competes against the starters in practice)

- 1996 Mike Kosolcharoen
- Brian Vraney
- 1997 David Burkemper
- Brian Vraney
- 1998 David Burkemper
- Brian Vraney
- 1999 David Burkemper
- 2000 Travon Davis
- 2001 Pete Schmit

Free Throw Ladder Award


(Player who wins the team's season-long, free throw shooting competition during practice)

- 1996 Sean Daugherty
- 1997 Ty Calderwood
- 1998 Hennssy Auriantal
- 1999 Ty Calderwood
- 2000 Jon Bryant
- 2001 Kirk Penney




Jon Bryant (left) and Duany Duany co-captained Wisconsin's 2000 Final Four team. Bryant was the West Region MVP that year.

All-Americans




CHRIS STEINMETZ SR.

All-America guard as a senior in 1905 ... known as "The Father of Wisconsin Basketball" ... played from 1902-05 ... captain of 1905 team that toured eastern United States, playing nine-game tour that helped popularize the game on campus ... set UW single-season scoring mark of 462 points in 1905 ... scored a single-game high of 50 points in opening game of his senior season (1904-05) ... had a record 20 field goals vs. Beloit College and made 26 free throws vs. the Two Rivers Athletic Club ... member of National Basketball and Wisconsin State Halls of Fame ... native of Milwaukee, Wis.



GEORGE LEVIS


All-American in 1916 ... all-Big Ten in 1915 and 1916 ... played from 1915-17 ... member of 1916 squad that posted 20-1 record and won Big Ten championship ... led the Big Ten with 109 points in 12 games in 1916 ... also an outstanding baseball player at Wisconsin ... coached Indiana University basketball team in 1921 and 1922, posting a record of 25-16 ... his family started Illinois Glass Company and George played a prominent role in developing basketball's glass backboards ... a native of Madison, Wis.



HAROLD "BUD" FOSTER


All-America center in 1930 ... all-Big Ten in 1929 and 1930 ... played from 1928-30 and was team captain in 1930 ... played high school and junior college basketball in Mason City, Iowa, before enrolling at Wisconsin ... went on to play professionally with Oshkosh All-Stars ... served as head coach of the Badgers from 1935-59 ... his squads won Big Ten titles in 1935, 1941 and 1947 and a national championship in 1941 ... posted 265-267 career record ... member of Helms Basketball Hall of Fame, National Basketball Hall of Fame, Wisconsin State Athletic Hall of Fame and the University of Wisconsin Athletic Hall of Fame.

All-Americans




JOHN KOTZ

All-America forward in 1942 ... all-Big Ten in 1941 and 1942 ... played from 1941-43 ... sophomore member of 1941 Big Ten and NCAA championship team ... named outstanding player in 1941 NCAA championship game ... led Big Ten in scoring with 242 points in 1942 ... team and Big Ten MVP in 1942 ... captain of 1943 squad ... graduated as school's career scoring leader (841) ... native of Rhinelander, Wis.



GENE ENGLUND

All-America center in 1941 ... all-Big Ten in 1940 and 1941 ... Wisconsin and Big Ten MVP in 1941 ... captain of 1941 squad that won Big Ten and NCAA championships ... set Big Ten scoring record with 162 points in 1941 ... led Badgers in scoring in 15 of 23 games in 1941 ... played from 1939-41 ... a native of Kenosha, Wis.



DON REHFELDT

All-America center in 1950 ... all-Big Ten in 1949 and 1950... led Big Ten in scoring in 1949 (229 points) and 1950 (265) ... team MVP in 1949 and 1950 and Big Ten MVP in 1950 ... graduated as school's career scoring leader (1,169) ... second player picked in 1950 NBA draft (by Baltimore Bullets) ... member of Illinois Basketball Coaches Hall of Fame ... a native of Chicago, Ill.


Badgers in the NBA

WISCONSIN NBA DRAFT CHOICES

| Year | Player | Team | Round | Overall |
|------|-----------------------|---------------------|------------|---------------------|
| 1950 | <i>Don Rehfeldt</i> | <i>Baltimore</i> | <i>1st</i> | <i>2nd</i> |
| 1952 | Ab Nicholas | Milwaukee | — | Team's 5th pick |
| 1954 | Paul Morrow | Rochester | — | Team's 8th pick |
| | Ron Weisner | Milwaukee | — | Team's 12th pick |
| 1955 | Dick Cable | Milwaukee | — | Team's 2nd pick |
| 1956 | Dick Miller | New York | — | Team's 9th pick |
| 1963 | Ken Siebel | Baltimore | 6th | 47th |
| | Ron Jackson | Baltimore | 9th | 70th |
| 1964 | Jack Brens | New York | 9th | 73rd |
| 1966 | Ken Barnes | Baltimore | 16th | 109th |
| 1968 | Joe Franklin | Milwaukee | 5th | 63rd |
| 1969 | James Johnson | Boston | 7th | 93rd |
| | John Schell | Milwaukee | 8th | 100th |
| 1970 | <i>Albert Henry</i> | <i>Philadelphia</i> | <i>1st</i> | <i>12th</i> |
| 1971 | Clarence Sherrod | Chicago | 8th | 134th |
| 1972 | Gary Watson | Philadelphia | 10th | 146th |
| 1974 | Kim Hughes | Buffalo | 3rd | 45th |
| | Kerry Hughes | Cleveland | 8th | 129th |
| 1976 | Dale Koehler | Cleveland | 8th | 123rd |
| | Bob Johnson | Detroit | 10th | 161st |
| 1980 | <i>Wes Matthews</i> | <i>Washington</i> | <i>1st</i> | <i>14th</i> |
| | Joe Chrmelich | New York | 4th | 82nd |
| 1981 | Claude Gregory | Washington | 2nd | 41st |
| | Larry Petty | Los Angeles | 7th | 157th |
| 1984 | Cory Blackwell | Seattle | 2nd | 29th |
| 1985 | Scott Roth | San Antonio | 4th | 81st |
| 1986 | Rick Olson | Houston | 7th | 158th |
| 1987 | J.J. Weber | Milwaukee | 3rd | 64th |
| 1995 | <i>Michael Finley</i> | <i>Phoenix</i> | <i>1st</i> | <i>21st</i> |
| | Rashard Griffith | Milwaukee | 2nd | 38th |
| 1997 | <i>Paul Grant</i> | <i>Minnesota</i> | <i>1st</i> | <i>20th</i> |

FIRST ROUNDERS

Wisconsin has had five first-round NBA draft choices through the years. The two most recent selections were Paul Grant in 1997 and Michael Finley in 1995. Wes Matthews was a first-rounder in 1980, Albert Henry was chosen in the first round in 1970 and Don Rehfeldt was the second pick overall in 1950.



Wisconsin alum Michael Finley has developed into one of the top young stars in the NBA. Finley, who plays for the Dallas Mavericks, led his club to the Western Conference semifinals last season.

MICHAEL FINLEY

Former Badger standout Michael Finley last year completed his sixth season in the NBA (the last four with Dallas) and his star continues to shine brightly.

Finley, who has played in the last two NBA All-Star Games, led the league in minutes (42.0 per game) for the second consecutive season and finished 19th in the league in scoring (21.5 ppg).

Finley helped lead the Mavericks into the 2001 Western Conference semifinals, the club's first playoff appearance in 11 years.

UW in the NCAA Tournament

UW ALL-TIME NCAA TOURNAMENT RESULTS

RECORD: 9-6
APPEARANCES: 7

1941

East Regional (Madison, Wis.)
Wisconsin 51, Dartmouth 50
Wisconsin 36, Pittsburgh 30

NCAA Championship (Kansas City, Mo.)
Wisconsin 39, Washington State 34

1947

East Regional (New York, N.Y.)
CCNY 70, Wisconsin 56
Wisconsin 50, Navy 49

1994

West Regional (Ogden, Utah)
Wisconsin 80, Cincinnati 72
Missouri 109, Wisconsin 96

1997

East Regional (Pittsburgh, Pa.)
Texas 71, Wisconsin 58

1999

East Regional (Charlotte, N.C.)
Southwest Missouri St. 43, Wisconsin 32

2000

West Regional (Salt Lake City, Utah)
Wisconsin 66, Fresno State 56
Wisconsin 66, Arizona 59

West Regional (Albuquerque, N.M.)
Wisconsin 61, LSU 48
Wisconsin 64, Purdue 60

Final Four (Indianapolis, Ind.)
Michigan State 53, Wisconsin 41

2001

West Regional (Boise, Idaho)
Georgia State 50, Wisconsin 49

ALL-TIME UW NCAA TOURNAMENT ROSTER

| | | | |
|--------------------------|---------------|---------------------------|---------------|
| Alwin, Robert | '41 | Kowske, Andy | '99, '00, '01 |
| Auriantal, Hennssy | '97, '99 | Krueger, Robert | '47 |
| Boone, Roy | '00, '01 | Lautenbach, Walter | '47 |
| Bower, Ricky | '01 | Linton, Maurice | '99, '00, '01 |
| Bryant, Jon | '99, '00 | Mader, Robert | '47 |
| Burkemper, David | '97 | Mason, Sean | '99 |
| Calderwood, Ty | '97, '99 | Meiners, Matt | '97 |
| Coleman, Booker | '97 | Menzel, Exner | '47 |
| Cook, Robert | '47 | Mills, Edward | '47 |
| Daugherty, Sean | '97 | Okey, Sam | '97 |
| Davis, Travon | '99, '00, '01 | Penney, Kirk | '00, '01 |
| Duany, Duany | '97, '99, '00 | Petersen, Jeff | '94 |
| Englund, Gene | '41 | Pokrzywinski, Larry | '47 |
| Epperson, Charles | '41 | Quest, Matt | '97 |
| Falls, Richard | '47 | Rehfeldt, Donald | '47 |
| Faust, Erik | '00 | Rehm, Frederick | '41 |
| Finley, Michael | '94 | Roberts, Jalil | '94 |
| Grant, Paul | '97 | Schrage, Warren | '41 |
| Griffith, Rashard | '94 | Scott, Harlo | '41 |
| Haarlow, Robert | '47 | Selbo, Glen | '47 |
| Hertz, Gilman | '47 | Shafer, Adam | '97 |
| Hoskins, Darnell | '94 | Smith, Robert | '00 |
| Johnsen, Jason | '94 | Strain, William | '41 |
| Johnson, Grant | '94 | Swartz, Julian | '00 |
| Kelley, Brian | '94 | Timmerman, Donald | '41 |
| Kelley, Mike | '99, '00, '01 | Vershaw, Mark | '99, '00, '01 |
| Kilbride, Andy | '94 | Vraney, Brian | '97 |
| Kosolcharoen, Mike | '97 | Webster, Tracy | '94 |
| Kotz, John | '41 | Wills, Charlie | '99, '00, '01 |



An estimated crowd of 20,000 turned out at Camp Randall Stadium to welcome back the Badgers after they defeated Purdue for the 2000 NCAA West Regional title.

UW in the NCAA Tournament (cont.)

INDIVIDUAL SINGLE GAME RECORDS

Points

- 36 Michael Finley vs. Missouri, 3/19/94
- 27 Tracy Webster vs. Missouri, 3/19/94
- 22 Michael Finley vs. Cincinnati, 3/17/94
- 22 Rashard Griffith vs. Cincinnati, 3/17/94
- 21 Jon Bryant vs. Fresno State, 3/16/00
- 21 Bobby Cook vs. Navy, 3/22/47

Field Goals

- 10 Tracy Webster vs. Missouri, 3/19/94
- 10 Bobby Cook vs. Navy, 3/22/47
- 9 Michael Finley vs. Missouri, 3/19/94
- 7 Jon Bryant vs. Fresno State, 3/16/00
- 7 Andy Kowske vs. Fresno State, 3/16/00
- 7 Michael Finley vs. Cincinnati, 3/17/94

Field Goal Attempts

- 22 John Kotz vs. Washington State, 3/29/41
- 21 Gene Englund vs. Dartmouth, 3/21/41
- 20 Tracy Webster vs. Missouri, 3/19/94
- 19 Michael Finley vs. Missouri, 3/19/94
- 18 John Kotz vs. Pittsburgh, 3/22/41

Field Goal Percentage

(min. 10 attempts)

- .600 Andy Kowske (6-10) vs. Purdue, 3/25/00
- .583 Jon Bryant (7-12) vs. Fresno State, 3/16/00
- .538 Michael Finley (7-13) vs. Cincinnati, 3/17/94
- .500 Jon Bryant (6-12) vs. Purdue, 3/25/00
- .500 Tracy Webster (10-20) vs. Missouri, 3/19/94
- .500 John Kotz (5-10) vs. Dartmouth, 3/21/41

3-point Field Goals

- 7 Jon Bryant vs. Fresno State, 3/16/00
- 7 Tracy Webster vs. Missouri, 3/19/94
- 5 Jon Bryant vs. Purdue, 3/25/00
- 5 Michael Finley vs. Missouri, 3/19/94
- 4 Duany Duany vs. Fresno State, 3/16/00
- 4 Michael Finley vs. Cincinnati, 3/17/94

3-Point Field Goal Attempts

- 13 Tracy Webster vs. Missouri, 3/19/94
- 11 Jon Bryant vs. Fresno State, 3/16/00
- 11 Duany Duany vs. Fresno State, 3/16/00
- 10 Michael Finley vs. Missouri, 3/19/94
- 9 Jon Bryant vs. Purdue, 3/25/00
- 9 Jon Bryant vs. LSU, 3/23/00

3-Point Field Goal Percentage

(min. 6 attempts)

- .636 Jon Bryant (7-11) vs. Fresno State, 3/16/00
- .556 Jon Bryant (5-9) vs. Purdue, 3/25/00
- .538 Tracy Webster (7-13) vs. Missouri, 3/19/94

- .500 Ty Calderwood (3-6) vs. Texas, 3/14/97
- .500 Michael Finley (5-10) vs. Missouri, 3/19/94
- .500 Michael Finley (4-8) vs. Cincinnati, 3/17/94

Free Throws

- 13 Michael Finley vs. Missouri, 3/19/94
- 12 Rashard Griffith vs. Cincinnati, 3/17/94
- 8 Paul Grant vs. Texas, 3/14/97
- 7 Mark Vershaw vs. Georgia State, 3/15/01
- 7 Maurice Linton vs. Arizona, 3/18/00
- 7 Sam Okey vs. Texas, 3/14/97
- 7 Gene Englund vs. Pittsburgh, 3/22/41

Free Throw Attempts

- 14 Michael Finley vs. Missouri, 3/19/94
- 14 Rashard Griffith vs. Cincinnati, 3/17/94
- 10 Roy Boone vs. Purdue, 3/25/00
- 10 Paul Grant vs. Texas, 3/14/97
- 10 Sam Okey vs. Texas, 3/14/97

Free Throw Percentage

(min. 10 attempts)

- .929 Michael Finley (13-14) vs. Missouri, 3/19/94
- .857 Rashard Griffith (12-14) vs. Cincinnati, 3/17/94
- .800 Paul Grant (8-10) vs. Texas, 3/14/97
- .700 Sam Okey (7-10) vs. Texas, 3/14/97
- .600 Roy Boone vs. Purdue, 3/25/00

Rebounds

- 15 Rashard Griffith vs. Cincinnati, 3/17/94
- 14 Andy Kowske vs. Fresno State, 3/16/00
- 12 Andy Kowske vs. Arizona, 3/18/00
- 10 Sam Okey vs. Texas, 3/14/97
- 8 Andy Kowske vs. Purdue, 3/25/00

Assists

- 7 Tracy Webster vs. Missouri, 3/19/94
- 6 Roy Boone vs. Fresno State, 3/16/00
- 6 Mike Kelley vs. Fresno State, 3/16/00
- 6 Sam Okey vs. Texas, 3/14/97
- 6 Tracy Webster vs. Cincinnati, 3/17/94

Steals

- 6 Mike Kelley vs. Fresno State, 3/16/00
- 5 Mike Kelley vs. LSU, 3/23/00
- 5 Mike Kelley vs. Arizona, 3/18/00
- 4 Tracy Webster vs. Missouri, 3/19/94
- 3 Ty Calderwood vs. Texas, 3/14/97
- 3 Michael Finley vs. Cincinnati, 3/17/94

Blocked Shots

- 4 Andy Kowske vs. Michigan State, 4/1/00
- 3 Mark Vershaw vs. Arizona, 3/18/00
- 2 Grant Johnson vs. Missouri, 3/19/94
- 1 Several times by many players

UW in the NCAA Tournament (cont.)

TEAM SINGLE GAME RECORDS

Points

1. 96 vs. Missouri, 3/19/94
2. 80 vs. Cincinnati, 3/17/94
3. 66 vs. Arizona, 3/18/00
66 vs. Fresno State, 3/16/00
5. 64 vs. Purdue, 3/25/00

Points in a Half

1. 49 vs. Missouri, 3/19/94 (2nd)
2. 47 vs. Missouri, 3/19/94 (1st)
3. 40 vs. Cincinnati, 3/17/94 (2nd)
40 vs. Cincinnati, 3/17/94 (1st)
5. 39 vs. LSU, 3/23/00 (2nd)

Field Goals

1. 28 vs. Missouri, 3/19/94
2. 25 vs. Fresno State, 3/16/00
25 vs. Cincinnati, 3/17/94
4. 22 vs. Purdue, 3/25/00
22 vs. Arizona, 3/18/00
22 vs. CCNY, 3/20/47

Field Goal Attempts

1. 67 vs. Missouri, 3/19/94
67 vs. Washington State, 3/29/41
3. 63 vs. Fresno State, 3/16/00
4. 55 vs. Cincinnati, 3/17/94
5. 53 vs. Dartmouth, 3/21/41

Field Goal Percentage


1. .489 (22-45) vs. Arizona, 3/18/00
2. .468 (22-47) vs. Purdue, 3/25/00
3. .455 (25-55) vs. Cincinnati, 3/17/94
4. .418 (28-67) vs. Missouri, 3/19/94
5. .397 (25-63) vs. Fresno State, 3/16/00

3-Point Field Goals

1. 15 vs. Missouri, 3/19/94
2. 12 vs. Fresno State, 3/16/00
3. 8 vs. Cincinnati, 3/17/94
4. 7 vs. Purdue, 3/25/00
5. 6 vs. LSU, 3/23/00

3-Point Field Goal Attempts

1. 37 vs. Missouri, 3/19/94
2. 29 vs. Fresno State, 3/16/00
3. 22 vs. Cincinnati, 3/17/94
4. 19 vs. LSU, 3/23/00
5. 16 vs. Purdue, 3/25/00
16 vs. SW Missouri St., 3/12/99



Rashard Griffith grabbed 15 rebounds in a 1994 first-round win over Cincinnati.

3-Point Field Goal Percentage

1. .438 (7-16) vs. Purdue, 3/25/00
2. .414 (12-29) vs. Fresno St., 3/16/00
3. .405 (15-37) vs. Missouri, 3/19/94
4. .364 (8-22) vs. Cincinnati, 3/17/94
5. .333 (5-15) vs. Arizona, 3/18/00

Free Throws

1. 25 vs. Missouri, 3/19/94
2. 22 vs. Cincinnati, 3/17/94
3. 19 vs. Texas, 3/14/97
4. 17 vs. Arizona, 3/18/00
17 vs. Dartmouth, 3/21/41

Free Throw Attempts


1. 35 vs. Missouri, 3/19/94
2. 29 vs. Texas, 3/14/97
29 vs. Cincinnati, 3/17/94
4. 24 vs. Purdue, 3/25/00
24 vs. Dartmouth, 3/21/41

Free Throw Percentage

1. .857 (6-7) vs. SW Missouri St., 3/12/99
2. .850 (17-20) vs. Arizona, 3/18/00
3. .800 (16-20) vs. Pittsburgh, 3/22/41
4. .778 (7-9) vs. Washington St., 3/29/41
5. .759 (22-29) vs. Cincinnati, 3/17/94

Rebounds

1. 40 vs. Cincinnati, 3/17/94
2. 37 vs. Fresno State, 3/16/00
3. 35 vs. Purdue, 3/25/00
35 vs. Texas, 3/14/97
5. 34 vs. Missouri, 3/19/94



Mike Kelley registered six steals against Fresno State in the first round in 2000.

Assists

1. 18 vs. Fresno State, 3/16/00
2. 15 vs. LSU, 3/23/00
15 vs. Texas, 3/14/97
15 vs. Cincinnati, 3/17/94
5. 14 vs. Purdue, 3/25/00
14 vs. Missouri, 3/19/94

Fewest Turnovers

1. 8 vs. Fresno State, 3/16/00
8 vs. SW Missouri St., 3/19/94
3. 9 vs. LSU, 3/23/00
4. 11 vs. Michigan State, 4/1/00
11 vs. Missouri, 3/19/94

Blocked Shots

1. 6 vs. Arizona, 3/18/00
2. 4 vs. Michigan State, 4/1/00
4 vs. Missouri, 3/19/94
4. 2 vs. Fresno State, 3/16/00
2 vs. Texas, 3/14/97
2 vs. Cincinnati, 3/17/94

Steals

1. 13 vs. Fresno State, 3/16/00
2. 11 vs. LSU, 3/23/00
3. 10 vs. Arizona, 3/18/00
4. 9 vs. Cincinnati, 3/17/94
5. 6 vs. Georgia State, 3/15/01
6 vs. Purdue, 3/25/00


UW in the NCAA Tournament (cont.)

1941 NCAA CHAMPIONS

Led by a pair of all-Americans — Gene Englund and John Kotz — and a defense-minded coach (Bud Foster) who taught a disciplined brand of basketball, Wisconsin won its only NCAA basketball title in 1941.

The Badgers opened the season with three straight wins, but dropped three of their next five games, including a 44-27 setback at Minnesota to open the conference season.


But the UW bounced back from the loss to the Gophers and won its last 15 consecutive games, including a three-game run through the NCAA Tournament that culminated with a 39-34 victory over Washington State in the championship game.



THE 1941 NCAA CHAMPIONS: (Front, L-R) Bob Alwin, Bob Sullivan, Fred Rehm, John Kotz, Gene Englund, Charles Epperson, Ted Strain, Harlo Scott, Ed Scheiwe. (Back, L-R) Manager Morris Bradley, Trainer Walter Bakke, Ted Downs, Bob Roth, George Affeldt, Warren Schrage, Don Timmerman, Ted Deppe, John Lynch, Ed Jones, Coach Bud Foster, Asst. Coach Fred Wegner.



Wisconsin's 1940-41 starting five: Chuck Epperson, Gene Englund, Ted Strain, John Kotz and Fred Rehm.



Coach Bud Foster is carried on the shoulders of his players after winning the 1941 NCAA title.

UW in the NCAA Tournament (cont.)


2000 FINAL FOUR

Following a loss to Michigan State on Feb. 14, the Badgers were 13-12 and hoping to win enough games to qualify for the NIT.

Wisconsin, however, earned a second-half comeback win at Iowa 10 days later that sparked a month's worth of incredible victories, culminating in a Final Four appearance in Indianapolis.

The Badgers defeated Fresno State, top-seeded Arizona, LSU and Purdue to advance to the Final Four where they lost to season-long nemesis Michigan State.


Jon Bryant was the West Regional's Most Outstanding Player and Mike Kelley and Andy Kowske were named to the all-tournament team.



THE 2000 FINAL FOUR QUALIFIERS: (Front, L-R) Julian Swartz, Kirk Penney, Duany Duany, Travon Davis, Mike Kelley, Roy Boone, Jon Bryant. (Back, L-R) Equipment Manager Otto Puls, Manager Mike Jossie, Maurice Linton, Andy Kowske, Mark Vershaw, Dave Mader, Erik Faust, Charlie Wills, Robert Smith, Manager Tom Rhodes, Manager Megan Soderberg.



Wisconsin's appearance in the 2000 Final Four at the RCA Dome (above) in Indianapolis surprised college basketball observers everywhere. The Badgers used a sticky defense and clutch performances by several players to defeat Fresno State, Arizona, LSU and Purdue on their way to Indianapolis.



Guard Jon Bryant's timely three-point shooting led to his being named the Most Outstanding Player at the West Regional.


UW in the NCAA Tournament (cont.)

ALL-TIME UW NCAA TOURNAMENT SUMMARIES

Wisconsin 51 • Dartmouth 50

March 21, 1941 • Madison, Wis. • UW Field House (12,500)

The Badgers began their quest for the national championship by rallying in the second half to down Dartmouth in the NCAA East Regional at the UW Field House. The lead changed hands four times in the first half before Dartmouth assumed a 24-22 lead at intermission. The Big Green managed to stay ahead or even through the first 15 minutes of the second half. The score was knotted at 42-42 with about eight minutes left when three-time Ivy League scoring champion Gus Broberg scored inside to give Dartmouth a 44-42 lead. The Badgers tied it again on a hook shot by Charles Epperson, then took their first lead since early in the game on an inside basket by Gene Englund. Englund scored again minutes later, and John Kotz added a pair of free throws to put Wisconsin up 51-46 with just over a minute remaining. Dartmouth scored the game's final four points, including a desperation field goal from near half-court as the final gun sounded. Englund and Kotz finished with 18 and 15 points, respectively, to lead the Badgers, while Broberg paced Dartmouth with 20 points.



Glen Selbo, the 1947 Big Ten MVP, scored the game-winning basket in the Badgers' 50-49 win over Navy that season.

Wisconsin 36 • Pittsburgh 30

March 22, 1941 • Madison, Wis. • UW Field House (14,000)

Wisconsin avenged a 36-34 home loss to Pittsburgh earlier in the season with a 36-30 victory over the Panthers in the NCAA East Regional title game at the UW Field House. The Badgers jumped to a 10-5 lead and were in front 12-9 before Pittsburgh's Eddie Straloski scored six straight points to give the Panthers a 15-12 lead. Pittsburgh led 18-14 at halftime and built its lead to 23-18 early in the second period. The Badgers scored the next six points to go up 24-23, getting a basket from Gene Englund and a field goal and two free throws from John Kotz. They built the lead to 29-25 and eventually extended the margin to 36-26 to win handily. Wisconsin outscored the Panthers 16-6 from the free throw line, going to the stripe 20 times compared to Pittsburgh's seven. Englund was 7 of 8 from the line and finished with 11 points, while Kotz made all four charity tosses and totaled 10 points. Straloski paced the Panthers with 12 points.

| PITTSBURGH | FG | FT | PTS |
|---------------|---------------|---------------|-----------|
| Straloski | 6-21 | 0-0 | 12 |
| Klein | 0-3 | 0-0 | 0 |
| Kocheran | 1-11 | 2-2 | 4 |
| Port | 1-4 | 2-3 | 4 |
| Milanovich | 2-4 | 0-0 | 4 |
| Paffrath | 1-5 | 1-1 | 3 |
| Malarkey | 1-8 | 1-1 | 3 |
| Ziolkowski | 0-5 | 0-0 | 0 |
| Egan | 0-2 | 0-0 | 0 |
| TOTALS | 12-63 | 6-7 | 30 |
| | (.190) | (.857) | |

| WISCONSIN | FG | FT | PTS |
|---------------|---------------|---------------|-----------|
| Kotz | 3-18 | 4-4 | 10 |
| Epperson | 2-6 | 3-4 | 7 |
| Englund | 2-11 | 7-8 | 11 |
| Timmerman | 0-0 | 0-1 | 0 |
| Strain | 2-4 | 0-1 | 4 |
| Rehm | 1-2 | 2-2 | 4 |
| Scott | 0-2 | 0-0 | 0 |
| TOTALS | 10-43 | 16-20 | 36 |
| | (.233) | (.800) | |

SCORING BY HALVES

| | | | |
|------------|----|----|----|
| Pittsburgh | 18 | 12 | 30 |
| Wisconsin | 14 | 22 | 36 |

Wisconsin 39 • Wash. State 34

March 29, 1941 • Kansas City, Mo. • Municipal Aud. (7,219)

Wisconsin's 15th consecutive win — a five-point decision over Washington State — netted the Badgers the NCAA crown. The Cougars led 10-8 and 12-9, but the Badgers rallied to take a 13-12 lead on a pair of baskets by John Kotz and never trailed again. Wisconsin took a 21-17 lead to the locker room at halftime. Kirk Gebert scored Washington State's first three field goals in the second period to help the Cougars pull even at 24-24, but free throws by Kotz and Ted Strain and baskets by Gene Englund and Charles Epperson gave the Badgers a comfortable 30-24 lead. Gebert pitched in three more field goals to help the Cougars narrow the margin to 34-32, but the Badgers nailed down the title on a field goal by Kotz and a free throw by Strain. Englund had 13 points to pace the victors, while Kotz totaled 12 points and was selected tournament MVP. Gebert led the Cougars with a game-high 21 points. Wisconsin ended the season with a 20-3 record.

| WSU | FG | FT | PTS |
|-----------|-------|-----|-----|
| Gentry | 0-7 | 1-2 | 1 |
| Gilberg | 1-7 | 0-2 | 2 |
| Butts | 1-6 | 1-1 | 3 |
| Lindeman | 0-5 | 3-4 | 3 |
| Zimmerman | 0-1 | 0-0 | 0 |
| Gebert | 10-24 | 1-2 | 21 |

| DA RTMOUTH | FG | FT | PTS |
|---------------|---------------|---------------|-----------|
| Broberg | 9-33 | 2-2 | 20 |
| Munroe | 7-15 | 1-2 | 15 |
| Olsen | 1-11 | 0-1 | 2 |
| Pearson | 0-4 | 1-1 | 1 |
| Skaug | 4-13 | 2-3 | 10 |
| Eise | 0-2 | 0-0 | 0 |
| Shaw | 0-0 | 0-1 | 0 |
| Parmier | 1-2 | 0-0 | 2 |
| Horner | 0-0 | 0-0 | 0 |
| TOTALS | 22-80 | 6-10 | 50 |
| | (.275) | (.600) | |

| WISCONSIN | FG | FT | PTS |
|---------------|---------------|---------------|-----------|
| Kotz | 5-10 | 5-9 | 15 |
| Epperson | 4-11 | 0-0 | 8 |
| Englund | 6-21 | 6-7 | 18 |
| Strain | 0-6 | 1-3 | 1 |
| Rehm | 2-5 | 5-5 | 9 |
| Timmerman | 0-0 | 0-0 | 0 |
| Alwin | 0-0 | 0-0 | 0 |
| TOTALS | 17-53 | 17-24 | 51 |
| | (.321) | (.708) | |

SCORING BY HALVES

| | | | |
|-----------|----|----|----|
| Dartmouth | 24 | 26 | 50 |
| Wisconsin | 22 | 29 | 51 |

UW in the NCAA Tournament (cont.)

| | | | |
|---------------|---------------|---------------|-----------|
| Hunt | 0-3 | 0-0 | 0 |
| Sundquist | 2-9 | 0-0 | 4 |
| Hooper | 0-1 | 0-0 | 0 |
| TOTALS | 14-63 | 6-11 | 34 |
| | (.222) | (.545) | |

| WISCONSIN | FG | FT | PTS |
|---------------|---------------|---------------|-----------|
| Epperson | 2-13 | 0-0 | 4 |
| Schrage | 0-0 | 0-0 | 0 |
| Kotz | 5-22 | 2-3 | 12 |
| Englund | 5-12 | 3-3 | 13 |
| Timmerman | 1-2 | 0-0 | 2 |
| Rehm | 2-10 | 0-1 | 4 |
| Strain | 0-7 | 2-2 | 2 |
| Alwin | 1-1 | 0-0 | 2 |
| TOTALS | 16-67 | 7-9 | 39 |
| | (.239) | (.778) | |

SCORING BY HALVES

| | | | |
|------------------|----|----|----|
| Washington State | 17 | 17 | 34 |
| Wisconsin | 21 | 18 | 39 |

CCNY 70 • Wisconsin 56

March 20, 1947 • New York, N.Y. • Madison Sq. Garden (18,000)

City College of New York ended Wisconsin's dreams of a second national championship with an impressive second-half rally that carried it to a 70-56 win at Madison Square Garden in the opening round of the East Regional. The Badgers seemed in complete command in the first half, jumping to a 13-2 lead, extending the edge to 26-10 and cruising to a 37-27 half-time advantage. The second half, however, was dominated by CCNY. The Beavers began with a 12-2 run that tied the game at 39-39. The lead see-sawed for a few minutes before City College took the lead for good at 48-47. The Beavers pulled steadily away from there and rolled to an easy victory. The victors outscored Wisconsin 43-19 in the final period, including a 24-9 run during one stretch. Irwin Dambrot led CCNY with a game-high 16 points, including 11 in the second half, while Exner Menzel paced the Badgers with 15 points.

| CCNY | FG | FT | PTS |
|---------------|-----------|---------------|-----------|
| Trub'wiz | 0 | 0-0 | 0 |
| Galiber | 0 | 4-6 | 4 |
| Dambrot | 6 | 4-5 | 16 |
| Malamed | 6 | 1-1 | 13 |
| Shapiro | 0 | 1-2 | 1 |
| Finestone | 4 | 1-1 | 9 |
| Fairman | 2 | 2-3 | 6 |
| Schmones | 3 | 1-2 | 7 |
| Jameson | 5 | 0-0 | 10 |
| Finger | 2 | 0-0 | 4 |
| TOTALS | 28 | 14-20 | 70 |
| | | (.700) | |

| WISCONSIN | FG | FT | PTS |
|---------------|-----------|---------------|-----------|
| Cook | 5 | 3-4 | 13 |
| Menzel | 5 | 5-8 | 15 |
| Falls | 0 | 0-0 | 0 |
| Pokrzywinski | 0 | 0-0 | 0 |
| Hertz | 1 | 0-0 | 2 |
| Mills | 2 | 2-3 | 6 |
| Rehfeldt | 2 | 0-2 | 4 |
| Haarlow | 0 | 1-1 | 1 |
| Selbo | 6 | 0-0 | 12 |
| Lautenbach | 1 | 0-0 | 2 |
| Krueger | 0 | 1-1 | 1 |
| Mader | 0 | 0-0 | 0 |
| TOTALS | 22 | 12-19 | 56 |
| | | (.632) | |

SCORING BY HALVES

| | | | |
|-----------|----|----|----|
| CCNY | 27 | 43 | 70 |
| Wisconsin | 37 | 19 | 56 |

Wisconsin 50 • Navy 49

March 22, 1947 • New York, N.Y. • Madison Sq. Garden (NA)

Glen Selbo's basket in the final seconds propelled the Badgers to a 50-49 win over the Midshipmen in the East Regional consolation game. Wisconsin led by as many as eight points in the first half and held a 29-24 lead at intermission, but the Middies rallied and went ahead 36-35 on a rebound basket by Bobby Searle and a free throw by Charles Sheehan. Bobby Cook put the Badgers back in front with a long basket and a free throw. Wisconsin extended the lead to 45-38 and appeared in command until Navy staged one final rally and cut the margin to 48-47. A rebound basket by Johnny Barrow pushed Navy in front, 49-48, setting the stage for Selbo's game-winner. Cook led the Badgers with a game-high 21 points, while Ken Shugart and Cy Waldrop paced the Navy attack with 14 and 13 points, respectively. Wisconsin ended the season with a 16-6 record.

| NAVY | FG | FT | PTS |
|---------------|-----------|---------------|-----------|
| Robbins | 2 | 0-0 | 4 |
| Shugart | 6 | 2-2 | 14 |
| Waldrop | 6 | 1-2 | 13 |
| Barrow | 2 | 1-2 | 5 |
| Dick | 0 | 1-1 | 1 |
| Searle | 3 | 1-3 | 7 |
| Sheehan | 1 | 1-2 | 3 |
| Woods | 0 | 0-0 | 0 |
| Rensberger | 0 | 0-1 | 0 |
| Eliopolus | 1 | 0-0 | 2 |
| TOTALS | 21 | 7-13 | 49 |
| | | (.538) | |

| WISCONSIN | FG | FT | PTS |
|-----------|----|-----|-----|
| Cook | 10 | 1-1 | 21 |
| Menzel | 2 | 1-2 | 5 |
| Mills | 0 | 2-3 | 2 |
| Selbo | 3 | 2-4 | 8 |

| | | | |
|---------------|-----------|---------------|-----------|
| Lautenbach | 2 | 2-2 | 6 |
| Rehfeldt | 1 | 0-0 | 2 |
| Haarlow | 2 | 2-4 | 6 |
| TOTALS | 20 | 10-16 | 50 |
| | | (.625) | |

SCORING BY HALVES

| | | | |
|-----------|----|----|----|
| Navy | 24 | 25 | 49 |
| Wisconsin | 29 | 21 | 50 |

Wisconsin 80 • Cincinnati 72

March 17, 1994 • Ogden, Utah • Dee Events Center (12,126)

Playing in their first NCAA tournament since 1947, the ninth-seeded Badgers posted a first-round victory over 25th-ranked and eighth-seeded Cincinnati. Wisconsin was led by Michael Finley (22 points, four assists, three steals) and Rashard Griffith (22 points, 15 rebounds). Griffith, who entered the game as a 56 percent free throw shooter, was 12 of 14 from the line. The Badgers jumped to a 10-2 lead, extended the advantage to 36-23 and were up 40-32 at halftime. Cincinnati rallied to take a 55-54 lead with just under 10 minutes left, but the Badgers went on a 22-12 run to put the game out of reach. Wisconsin outshot Cincinnati .455-.381 from the field and out rebounded the Bearcats 40-38. Dontonio Wingfield paced Cincinnati with 20 points and 10 rebounds.

| WISCONSIN | MP | FG | 3P | FT | R | F | A | TO | B | S | TP |
|---------------|------------|---------------|---------------|---------------|-----------|-----------|-----------|-----------|----------|----------|-----------|
| Kelley | 17 | 1-4 | 0-0 | 1-3 | 3 | 4 | 0 | 1 | 0 | 1 | 3 |
| Roberts | 16 | 3-4 | 2-2 | 1-2 | 2 | 1 | 1 | 1 | 0 | 0 | 9 |
| Hoskins | 12 | 1-1 | 0-0 | 2-2 | 1 | 0 | 1 | 1 | 0 | 1 | 4 |
| Webster | 30 | 2-9 | 0-4 | 0-0 | 3 | 1 | 6 | 3 | 0 | 2 | 4 |
| Kilbride | 30 | 2-8 | 2-8 | 2-2 | 5 | 5 | 1 | 2 | 0 | 2 | 8 |
| Finley | 34 | 7-13 | 4-8 | 4-5 | 3 | 3 | 4 | 3 | 1 | 3 | 22 |
| Johnson | 3 | 0-0 | 0-0 | 0-0 | 0 | 1 | 0 | 0 | 0 | 0 | 0 |
| Griffith | 37 | 5-9 | 0-0 | 12-14 | 15 | 0 | 2 | 4 | 1 | 0 | 22 |
| Petersen | 21 | 4-7 | 0-0 | 0-1 | 7 | 1 | 0 | 1 | 0 | 0 | 8 |
| team | | | | | 1 | | | 0 | | | |
| TOTALS | 200 | 25-55 | 8-22 | 22-29 | 40 | 16 | 15 | 16 | 2 | 9 | 80 |
| | | (.455) | (.364) | (.759) | | | | | | | |

| UC | MP | FG | 3P | FT | R | F | A | TO | B | S | TP |
|---------------|------------|---------------|---------------|---------------|-----------|-----------|----------|-----------|----------|-----------|-----------|
| Flint | 35 | 5-11 | 1-5 | 0-0 | 4 | 1 | 2 | 6 | 0 | 2 | 11 |
| Wingfield | 28 | 7-17 | 1-7 | 5-6 | 10 | 4 | 1 | 1 | 1 | 0 | 20 |
| Wright | 1 | 0-0 | 0-0 | 0-0 | 0 | 0 | 0 | 0 | 0 | 0 | 0 |
| Gregor | 21 | 4-5 | 0-0 | 2-2 | 5 | 2 | 2 | 1 | 1 | 2 | 10 |
| Durden | 31 | 3-7 | 3-6 | 6-7 | 2 | 3 | 1 | 2 | 0 | 3 | 15 |
| Harris | 18 | 2-6 | 0-0 | 0-0 | 4 | 4 | 1 | 1 | 0 | 4 | 4 |
| Burton | 21 | 0-5 | 0-1 | 3-3 | 1 | 4 | 0 | 1 | 0 | 2 | 3 |
| Julson | 2 | 0-1 | 0-0 | 0-0 | 2 | 2 | 0 | 0 | 1 | 0 | 0 |
| Bostic | 26 | 3-7 | 0-0 | 2-2 | 4 | 3 | 1 | 1 | 1 | 1 | 8 |
| Jacobs | 17 | 0-4 | 0-0 | 1-2 | 3 | 1 | 0 | 0 | 0 | 0 | 1 |
| team | | | | | 3 | | | 0 | | | |
| TOTALS | 200 | 24-63 | 5-19 | 19-22 | 38 | 24 | 8 | 13 | 4 | 14 | 72 |
| | | (.381) | (.263) | (.864) | | | | | | | |

SCORING BY HALVES

| | | | |
|------------|----|----|----|
| Wisconsin | 40 | 40 | 80 |
| Cincinnati | 32 | 40 | 72 |

UW in the NCAA Tournament (cont.)

Missouri 109 • Wisconsin 96

March 19, 1994 • Ogden, Utah • Dee Events Center (12,126)

Big Eight Player of the Year Melvin Booker poured in a career-high 35 points, hitting 11 of 14 field goal tries, 6 of 8 three-point attempts and all seven free throws, to lead top-seeded and fifth-ranked Missouri to a second-round victory in the NCAA West Regional. The Tigers, who shot under 41 percent from the field the previous four games, shot a season-high .680 against Wisconsin, including a sizzling .708 mark in the second half. Mizzou connected on 6 of 6 three-point tries in the second half and was 12 of 19 from beyond the arc for the game (.632). The Badgers were led by Michael Finley, who netted 36 points, and Tracy Webster, who tallied 27 points, seven assists and four steals. Webster tied the school records for three-pointers (7) and three-point attempts (13). Missouri jumped to a 26-13 lead and led 54-47 at halftime. The Badgers cut the gap to 67-63 at the 13:24 mark, but the Tigers responded with a 25-9 run to go up 92-72 with less than seven minutes left. The Badgers could get no closer than 10 points the rest of the way. The teams combined for an NCAA Tournament record 27 three-point field goals. Wisconsin finished the season with an 18-11 record.

| WISCONSIN | MP | FG | 3P | FT | R | F | A | T | O | B | S | TP |
|---------------|------------|--------------|--------------|--------------|-----------|-----------|-----------|-----------|----------|----------|-----------|----|
| Johnsen | 3 | 0-3 | 0-3 | 0-0 | 0 | 1 | 0 | 0 | 0 | 0 | 0 | 0 |
| Kelley | 21 | 0-0 | 0-0 | 2-4 | 3 | 2 | 2 | 2 | 0 | 0 | 0 | 2 |
| Roberts | 19 | 0-5 | 0-2 | 2-2 | 3 | 1 | 0 | 0 | 0 | 0 | 0 | 2 |
| Hoskins | 9 | 0-1 | 0-1 | 2-2 | 0 | 2 | 1 | 2 | 0 | 0 | 0 | 2 |
| Webster | 30 | 10-20 | 7-13 | 0-2 | 1 | 3 | 7 | 0 | 0 | 4 | 27 | |
| Kilbride | 32 | 4-9 | 3-8 | 4-4 | 5 | 5 | 1 | 2 | 0 | 0 | 15 | |
| Finley | 40 | 9-19 | 5-10 | 13-14 | 7 | 3 | 2 | 0 | 1 | 1 | 36 | |
| Petersen | 19 | 3-5 | 0-0 | 0-2 | 5 | 2 | 1 | 3 | 0 | 0 | 6 | |
| Johnson | 11 | 0-0 | 0-0 | 0-0 | 3 | 4 | 0 | 1 | 2 | 0 | 0 | |
| Griffith | 16 | 2-5 | 0-0 | 2-5 | 5 | 4 | 0 | 1 | 1 | 0 | 6 | |
| team | | | | | 2 | | | | | | 0 | |
| TOTALS | 200 | 28-67 | 15-37 | 25-35 | 34 | 27 | 14 | 11 | 4 | 5 | 96 | |
| | | (.418) | (.405) | (.714) | | | | | | | | |

| MISSOURI | MP | FG | 3P | FT | R | F | A | T | O | B | S | TP |
|------------|----|-------|-----|-------|---|---|---|---|---|---|----|----|
| Crudup | 16 | 4-5 | 0-0 | 2-2 | 1 | 5 | 3 | 0 | 1 | 0 | 10 | |
| Atkins | 18 | 6-10 | 4-5 | 0-0 | 4 | 2 | 0 | 0 | 0 | 0 | 16 | |
| Smith | 6 | 0-0 | 0-0 | 0-0 | 2 | 3 | 1 | 2 | 0 | 0 | 0 | |
| Sutherland | 5 | 0-1 | 0-1 | 0-0 | 1 | 0 | 1 | 0 | 0 | 0 | 0 | |
| Winfield | 22 | 1-3 | 0-0 | 0-0 | 2 | 3 | 1 | 0 | 0 | 0 | 2 | |
| Booker | 29 | 11-14 | 6-8 | 7-7 | 3 | 2 | 7 | 3 | 0 | 1 | 35 | |
| Finner | 11 | 4-5 | 0-1 | 5-7 | 5 | 1 | 2 | 1 | 0 | 0 | 13 | |
| Frazier | 26 | 1-2 | 0-0 | 1-2 | 3 | 2 | 2 | 4 | 0 | 0 | 3 | |
| O'Liney | 32 | 4-5 | 2-3 | 13-17 | 3 | 0 | 3 | 2 | 0 | 3 | 23 | |
| Thames | 21 | 2-3 | 0-0 | 1-4 | 3 | 4 | 0 | 0 | 1 | 0 | 5 | |

| | | | | | | | | | | | |
|---------------|------------|--------------|--------------|--------------|-----------|-----------|-----------|-----------|----------|----------|------------|
| Heller | 3 | 0-0 | 0-0 | 0-0 | 0 | 0 | 0 | 1 | 0 | 0 | 0 |
| Grimm | 11 | 1-2 | 0-1 | 0-0 | 1 | 3 | 0 | 1 | 0 | 0 | 2 |
| team | | | | | 1 | | | 0 | | | |
| TOTALS | 200 | 34-50 | 12-19 | 29-39 | 29 | 25 | 20 | 14 | 2 | 4 | 109 |
| | | (.680) | (.632) | (.744) | | | | | | | |


SCORING BY HALVES

| | | | |
|-----------|----|----|-----|
| Wisconsin | 47 | 49 | 96 |
| Missouri | 54 | 55 | 109 |

Texas 71 • Wisconsin 58

March 14, 1997 • Pittsburgh, Pa. • Civic Arena (17,300)

Wisconsin fell behind 15-3 just 5:39 into the game and never cut Texas' lead to fewer than seven points in a 71-58 loss to the Longhorns in the first round of the 1997 East Regional in Pittsburgh. Texas guard Reggie Freeman scored a game-high 31 points and Longhorn forward Kris Clack added 15 points. Sam Okey paced the Badgers with 17 points, 10 rebounds and six assists. Paul Grant added 16 points for Wisconsin. The seventh-seeded Badgers, who shot only 39 percent from the field, sliced the Texas lead to seven points twice in the first half but trailed 33-24 at the half. An Okey dunk to start the second half



Michael Finley scored 36 points in 40 minutes during a second-round loss to Missouri in 1994.

trimmed the Longhorn lead to 33-26, but the Badgers never again came that close. Texas helped its cause by making 24 of 29 (.828) free throw attempts.

| TEXAS | MP | FG | 3P | FT | R | F | A | T | O | B | S | TP |
|---------------|------------|--------------|-------------|--------------|-----------|-----------|----------|-----------|----------|----------|-----------|----|
| Muoneke | 19 | 1-1 | 0-0 | 0-0 | 3 | 2 | 0 | 1 | 1 | 0 | 2 | |
| Clack | 25 | 2-5 | 1-3 | 10-10 | 5 | 4 | 1 | 5 | 0 | 3 | 15 | |
| Jordan | 19 | 1-1 | 0-0 | 0-0 | 1 | 4 | 0 | 0 | 0 | 0 | 2 | |
| Vazquez | 28 | 1-5 | 0-4 | 0-1 | 1 | 4 | 3 | 1 | 0 | 1 | 2 | |
| Freeman | 38 | 11-19 | 2-7 | 7-8 | 3 | 4 | 3 | 4 | 1 | 0 | 31 | |
| Quarles | 15 | 1-5 | 0-0 | 0-1 | 7 | 4 | 0 | 1 | 0 | 0 | 2 | |
| Coleman | 9 | 0-4 | 0-3 | 3-5 | 2 | 0 | 0 | 0 | 0 | 0 | 3 | |
| Perryman | 25 | 3-9 | 2-8 | 4-4 | 3 | 1 | 0 | 2 | 0 | 1 | 12 | |
| Goode | 1 | 0-0 | 0-0 | 0-0 | 0 | 0 | 0 | 0 | 0 | 0 | 0 | |
| Clark | 19 | 1-2 | 0-0 | 0-0 | 4 | 2 | 0 | 0 | 0 | 0 | 2 | |
| Dixon | 2 | 0-0 | 0-0 | 0-0 | 0 | 0 | 0 | 0 | 0 | 0 | 0 | |
| team | | | | | 5 | | | 0 | | | | |
| TOTALS | 200 | 21-51 | 5-25 | 24-29 | 34 | 25 | 7 | 14 | 2 | 5 | 71 | |
| | | (.412) | (.200) | (.828) | | | | | | | | |

| WISCONSIN | MP | FG | 3P | FT | R | F | A | T | O | B | S | TP |
|---------------|------------|--------------|-------------|--------------|-----------|-----------|-----------|-----------|----------|----------|-----------|----|
| Okey | 30 | 5-8 | 0-2 | 7-10 | 10 | 4 | 6 | 5 | 0 | 0 | 17 | |
| Daugherty | 38 | 4-5 | 0-1 | 1-2 | 6 | 2 | 3 | 1 | 1 | 0 | 9 | |
| Grant | 24 | 4-8 | 0-0 | 8-10 | 4 | 5 | 0 | 2 | 1 | 0 | 16 | |
| Auriantal | 24 | 1-6 | 0-1 | 0-0 | 4 | 3 | 1 | 2 | 0 | 1 | 2 | |
| Burkemper | 22 | 0-1 | 0-0 | 0-0 | 0 | 1 | 2 | 1 | 0 | 0 | 0 | |
| Duany | 8 | 0-1 | 0-1 | 0-2 | 0 | 1 | 0 | 0 | 0 | 0 | 0 | |
| Calderwood | 23 | 3-11 | 3-6 | 0-1 | 7 | 5 | 2 | 3 | 0 | 3 | 9 | |
| Meiners | 1 | 0-0 | 0-0 | 0-0 | 0 | 0 | 0 | 0 | 0 | 0 | 0 | |
| Kosolcharoen | 19 | 0-4 | 0-2 | 3-4 | 2 | 1 | 1 | 1 | 0 | 1 | 3 | |
| Shafer | 3 | 0-1 | 0-1 | 0-0 | 0 | 0 | 0 | 0 | 0 | 0 | 0 | |
| Vraney | 2 | 1-1 | 0-0 | 0-0 | 0 | 0 | 0 | 0 | 0 | 0 | 2 | |
| Coleman | 4 | 0-0 | 0-0 | 0-0 | 0 | 0 | 0 | 0 | 0 | 0 | 0 | |
| Quest | 2 | 0-0 | 0-0 | 0-0 | 1 | 0 | 0 | 1 | 0 | 0 | 0 | |
| team | | | | | 1 | | | 1 | | | | |
| TOTALS | 200 | 18-46 | 3-14 | 19-29 | 35 | 22 | 15 | 17 | 2 | 5 | 58 | |
| | | (.391) | (.214) | (.655) | | | | | | | | |

SCORING BY HALVES

| | | | |
|-----------|----|----|----|
| Texas | 33 | 38 | 71 |
| Wisconsin | 24 | 34 | 58 |

SW Missouri St. 43 • Wisconsin 32

March 12, 1999 • Charlotte, N.C. • Charlotte Coliseum (15,007)

Fifth-seeded Wisconsin's record-setting season came to an end after a 43-32 loss to Southwest Missouri State in the first round of the NCAA Tournament in Charlotte, N.C. The Badgers shot a season-low .255 from the field and their 32 points were the fewest in an NCAA Tournament game since the advent of the shot clock in 1986. Sean Mason registered 11 points, but he was the only Badger in double figures. Danny Moore and Kevin Ault scored 12 and 10 points, respectively, to pace the Bears. Wisconsin managed just 12 points in the first half on 21-percent shooting, but

UW in the NCAA Tournament (cont.)

trailed just 21-12 thanks to a typically solid defensive effort. Wisconsin trailed by as few as six points in the second half, but never came closer than that.

| SWMS | MP | FG | 3P | FT | R | F | A | T | B | S | TP |
|---------------|------------|--------------|------------|--------------|-----------|-----------|----------|-----------|----------|----------|-----------|
| Stringer | 28 | 1-5 | 0-0 | 1-2 | 1 | 2 | 2 | 2 | 0 | 1 | 3 |
| Bruton | 25 | 1-1 | 0-0 | 0-0 | 0 | 0 | 0 | 1 | 0 | 2 | 2 |
| Moore | 35 | 4-8 | 0-0 | 4-6 | 13 | 3 | 0 | 4 | 1 | 0 | 12 |
| Fontleroy | 27 | 0-5 | 0-0 | 2-2 | 0 | 4 | 0 | 3 | 0 | 0 | 2 |
| Ault | 30 | 3-6 | 1-2 | 3-3 | 14 | 0 | 2 | 2 | 0 | 1 | 10 |
| Murans | 1 | 0-0 | 0-0 | 0-0 | 0 | 0 | 0 | 0 | 0 | 0 | 0 |
| Miller | 6 | 0-0 | 0-0 | 0-0 | 0 | 2 | 1 | 0 | 0 | 0 | 0 |
| Bettenhausen | 15 | 3-4 | 1-1 | 2-2 | 1 | 0 | 2 | 1 | 0 | 0 | 9 |
| Brakebill | 12 | 0-1 | 0-0 | 0-0 | 4 | 0 | 0 | 0 | 0 | 0 | 0 |
| Judd | 1 | 0-0 | 0-0 | 0-0 | 1 | 0 | 0 | 1 | 0 | 0 | 0 |
| Tshomba | 1 | 0-0 | 0-0 | 0-0 | 0 | 0 | 0 | 0 | 0 | 0 | 0 |
| Phillips | 15 | 1-3 | 1-3 | 2-2 | 1 | 2 | 0 | 2 | 0 | 0 | 5 |
| Reuter | 4 | 0-0 | 0-0 | 0-0 | 0 | 1 | 1 | 1 | 1 | 0 | 0 |
| team | | | | | 2 | | | | | | 1 |
| TOTALS | 200 | 13-33 | 3-6 | 14-17 | 37 | 14 | 8 | 18 | 2 | 4 | 43 |
| | | (.394) | (.500) | (.824) | | | | | | | |

| WISCONSIN | MP | FG | 3P | FT | R | F | A | T | B | S | TP |
|---------------|------------|--------------|-------------|------------|-----------|-----------|----------|----------|----------|----------|-----------|
| Kowske | 18 | 1-4 | 0-0 | 0-0 | 3 | 5 | 0 | 1 | 0 | 1 | 2 |
| Kelley | 26 | 0-3 | 0-0 | 0-0 | 2 | 2 | 0 | 1 | 0 | 0 | 0 |
| Wills | 31 | 3-6 | 0-0 | 0-1 | 5 | 1 | 1 | 0 | 0 | 1 | 6 |
| Mason | 33 | 4-12 | 1-6 | 2-2 | 3 | 3 | 1 | 2 | 0 | 2 | 11 |
| Calderwood | 29 | 0-8 | 0-6 | 0-0 | 0 | 1 | 1 | 1 | 0 | 0 | 0 |
| Duany | 3 | 0-0 | 0-0 | 0-0 | 1 | 1 | 0 | 0 | 0 | 0 | 0 |
| Davis | 3 | 0-2 | 0-0 | 2-2 | 0 | 0 | 1 | 0 | 0 | 0 | 2 |
| Auriantal | 1 | 0-1 | 0-0 | 0-0 | 0 | 0 | 0 | 0 | 0 | 0 | 0 |
| Bryant | 24 | 1-5 | 1-4 | 0-0 | 2 | 1 | 0 | 1 | 0 | 0 | 3 |
| Linton | 6 | 1-1 | 0-0 | 0-0 | 1 | 1 | 0 | 1 | 0 | 1 | 2 |
| Vershaw | 26 | 2-5 | 0-0 | 2-2 | 1 | 2 | 4 | 1 | 0 | 0 | 6 |
| team | | | | | 2 | | | | | | 0 |
| TOTALS | 200 | 12-47 | 2-16 | 6-7 | 20 | 17 | 8 | 8 | 0 | 5 | 32 |
| | | (.255) | (.125) | (.857) | | | | | | | |


SCORING BY HALVES

| | | | | |
|------------------------|----|--|----|----|
| Southwest Missouri St. | 21 | | 22 | 43 |
| Wisconsin | 12 | | 20 | 32 |

Wisconsin 66 • Fresno State 56

March 16, 2000 • Salt Lake City, Utah • Huntsman Center (13,464)

Guard Jon Bryant connected on a school record-tying seven three-point field goals to lead the Badgers to a 66-56 first-round NCAA Tournament win over Fresno State at the West Regional in Salt Lake City, Utah. Andy Kowske added 14 points and 14 rebounds for the UW and Duany Duany contributed 12 points on four three-pointers. Terrance Roberson led the Bulldogs with 19 points. National scoring leader Courtney Alexander was held to just 11 points on 5-19 field goal shooting. Coach Jerry Tarkanian's Bulldogs led 34-30 at the half and expanded that margin to seven points (42-35) with 16:23 remaining to play. Wisconsin responded, however, and led 49-44 with 6:12 left. Bryant then went on a tear, hitting four straight three-point-



Andy Kowske recorded double-doubles against both Fresno State and Arizona during the 2000 tournament.

ers to give the Badgers a 61-46 edge that capped a 26-4 run at the 4:32 mark. Wisconsin's bench outscored the Fresno State reserves 33-0.

| FRESNO ST. | MP | FG | 3P | FT | R | F | A | T | B | S | TP |
|---------------|------------|--------------|-------------|------------|-----------|-----------|-----------|-----------|----------|----------|-----------|
| Abney | 37 | 3-3 | 0-0 | 0-0 | 8 | 2 | 0 | 1 | 2 | 0 | 6 |
| Roberson | 35 | 8-13 | 3-7 | 0-1 | 3 | 3 | 4 | 8 | 0 | 1 | 19 |
| Ely | 36 | 5-7 | 0-0 | 2-2 | 6 | 2 | 0 | 2 | 3 | 2 | 12 |
| Porter | 39 | 3-6 | 2-3 | 0-0 | 2 | 4 | 6 | 3 | 0 | 2 | 8 |
| Alexander | 37 | 5-19 | 1-4 | 0-0 | 4 | 2 | 3 | 1 | 0 | 0 | 11 |
| Felix | 5 | 0-0 | 0-0 | 0-0 | 2 | 0 | 0 | 1 | 0 | 0 | 0 |
| DeManby | 11 | 0-0 | 0-0 | 0-0 | 1 | 0 | 0 | 1 | 0 | 0 | 0 |
| team | | | | | 3 | | | | | | 0 |
| TOTALS | 200 | 24-48 | 6-14 | 2-3 | 29 | 13 | 13 | 17 | 5 | 5 | 56 |
| | | (.500) | (.429) | (.667) | | | | | | | |

| WISCONSIN | MP | FG | 3P | FT | R | F | A | T | B | S | TP |
|---------------|------------|--------------|--------------|------------|-----------|----------|-----------|----------|----------|-----------|-----------|
| Linton | 16 | 2-4 | 0-1 | 0-0 | 1 | 0 | 2 | 0 | 1 | 0 | 4 |
| Kowske | 36 | 7-9 | 0-0 | 0-1 | 14 | 2 | 1 | 1 | 0 | 1 | 14 |
| Vershaw | 31 | 2-8 | 1-1 | 1-2 | 6 | 2 | 2 | 6 | 1 | 1 | 6 |
| Kelley | 38 | 3-4 | 0-1 | 1-1 | 4 | 1 | 6 | 0 | 0 | 6 | 7 |
| Boone | 19 | 0-7 | 0-3 | 2-2 | 5 | 0 | 6 | 0 | 0 | 1 | 2 |
| Davis | 2 | 0-0 | 0-0 | 0-0 | 0 | 0 | 1 | 0 | 0 | 0 | 0 |
| Bryant | 28 | 7-12 | 7-11 | 0-1 | 3 | 3 | 0 | 1 | 0 | 2 | 21 |
| Duany | 12 | 4-11 | 4-11 | 0-0 | 2 | 0 | 0 | 0 | 0 | 1 | 12 |
| Penney | 6 | 0-3 | 0-1 | 0-0 | 0 | 0 | 0 | 0 | 0 | 1 | 0 |
| Wills | 12 | 0-5 | 0-0 | 0-0 | 2 | 1 | 0 | 0 | 0 | 0 | 0 |
| team | | | | | 0 | | | | | | 0 |
| TOTALS | 200 | 25-63 | 12-29 | 4-7 | 37 | 9 | 18 | 8 | 2 | 13 | 66 |
| | | (.397) | (.414) | (.571) | | | | | | | |

SCORING BY HALVES

| | | | | |
|--------------|----|--|----|----|
| Fresno State | 34 | | 22 | 56 |
| Wisconsin | 30 | | 36 | 66 |

Wisconsin 66 • Arizona 59

March 18, 2000 • Salt Lake City, Utah • Huntsman Center (13,857)

Four Badgers scored in double figures and Wisconsin forced 17 turnovers to upset top-seeded and fourth-ranked Arizona 66-59 in the second round of the 2000 NCAA Tournament in Salt Lake City, Utah. Andy Kowske registered 10 points and 12 rebounds and limited Wildcat center Michael Wright to just four field goal attempts in 37 minutes. Mark Vershaw had 15 points for the UW, while Maurice Linton added 14 and Jon Bryant 12. Gilbert Arenas had a game-high 21 points for the Wildcats, who shot just .392 from the field, including .263 from three-point range. Arizona scored first for a 2-0 lead, but never led after that. The UW put together a 28-23 advantage at the half and steamrolled to a 50-33 edge with 8:07 remaining to play. The Wildcats chipped away but never cut their deficit to fewer than five points. Wisconsin shot .489 from the floor and made 17-20 from the free throw line. UW's Mike Kelley added eight points, four assists, no turnovers and five steals in 26 minutes of play.

| WISCONSIN | MP | FG | 3P | FT | R | F | A | T | B | S | TP |
|---------------|------------|--------------|-------------|--------------|-----------|-----------|-----------|-----------|----------|-----------|-----------|
| Duany | 16 | 1-5 | 0-3 | 0-0 | 0 | 2 | 0 | 2 | 0 | 1 | 2 |
| Kowske | 37 | 5-9 | 0-0 | 0-0 | 12 | 1 | 0 | 1 | 1 | 0 | 10 |
| Vershaw | 33 | 6-8 | 1-1 | 2-2 | 2 | 2 | 4 | 2 | 3 | 2 | 15 |
| Bryant | 31 | 4-8 | 3-7 | 1-2 | 1 | 5 | 0 | 0 | 0 | 0 | 12 |
| Kelley | 26 | 2-5 | 0-1 | 4-5 | 0 | 4 | 4 | 0 | 1 | 5 | 8 |
| Davis | 16 | 1-1 | 0-0 | 1-1 | 3 | 1 | 0 | 2 | 0 | 0 | 3 |
| Linton | 20 | 3-4 | 1-1 | 7-8 | 3 | 2 | 0 | 3 | 1 | 0 | 14 |
| Penney | 2 | 0-0 | 0-0 | 0-0 | 0 | 0 | 0 | 0 | 0 | 0 | 0 |
| Boone | 11 | 0-4 | 0-2 | 2-2 | 3 | 3 | 1 | 1 | 0 | 2 | 2 |
| Wills | 8 | 0-1 | 0-0 | 0-0 | 1 | 2 | 1 | 1 | 0 | 0 | 0 |
| team | | | | | 1 | | | | | | 0 |
| TOTALS | 200 | 22-45 | 5-15 | 17-20 | 26 | 22 | 10 | 13 | 6 | 10 | 66 |
| | | (.489) | (.333) | (.850) | | | | | | | |

| ARIZONA | MP | FG | 3P | FT | R | F | A | T | B | S | TP |
|---------------|------------|--------------|-------------|--------------|-----------|-----------|-----------|-----------|----------|----------|-----------|
| Walton | 24 | 0-3 | 0-1 | 1-2 | 5 | 2 | 2 | 5 | 0 | 0 | 1 |
| Wessel | 30 | 3-5 | 0-0 | 0-3 | 6 | 3 | 1 | 5 | 0 | 0 | 6 |
| Wright | 37 | 1-4 | 0-0 | 0-0 | 9 | 1 | 1 | 0 | 0 | 1 | 2 |
| Arenas | 37 | 7-18 | 1-5 | 6-7 | 5 | 4 | 5 | 1 | 1 | 1 | 21 |
| Gardner | 32 | 3-11 | 1-7 | 3-6 | 4 | 1 | 2 | 2 | 0 | 3 | 10 |
| Anderson | 24 | 4-5 | 2-3 | 2-2 | 3 | 4 | 0 | 1 | 3 | 2 | 12 |
| Jefferson | 16 | 2-5 | 1-3 | 2-2 | 1 | 4 | 1 | 3 | 0 | 1 | 7 |
| team | | | | | 4 | | | | | | 0 |
| TOTALS | 200 | 20-51 | 5-19 | 14-22 | 37 | 19 | 12 | 17 | 4 | 8 | 59 |
| | | (.392) | (.263) | (.636) | | | | | | | |

SCORING BY HALVES


| | | | | |
|-----------|----|--|----|----|
| Wisconsin | 28 | | 38 | 66 |
| Arizona | 23 | | 36 | 59 |

UW in the NCAA Tournament (cont.)

Wisconsin 61 • LSU 48

March 23, 2000 • Albuquerque, N.M. • University Arena (16,004)

Wisconsin put on one of its best defensive performances of the Dick Bennett era in a 61-48 victory over fourth-seeded LSU in the West Regional semifinals at The Pit in Albuquerque, N.M. Jon Bryant paced the Badgers with 16 points, while Stromile Swift and Jabari Smith each had 12 points for the Tigers. Wisconsin's suffocating defense forced 23 LSU turnovers and held the Tigers to .362 field goal shooting. Trailing 14-11 with five minutes left in the first half, the Badgers went on a 25-4 run over the next 12 minutes to gain a commanding 36-18 lead. The Tigers committed 10 turnovers during that stretch. Wisconsin extended its lead to 47-29 before settling for a 13-point win. The Badgers shot only .382 from the field, but committed just nine turnovers and registered 11 steals, including five from Mike Kelley. It was LSU's lowest offensive output of the season.



Mike Kelley (above) and his Badger teammates cut down the nets after defeating Purdue in the 2000 West Regional title game in Albuquerque, N.M.

| WISCONSIN | MP | FG | 3P | FT | R | F | A | T | B | S | TP |
|---------------|------------|---------------|---------------|---------------|-----------|-----------|-----------|----------|----------|-----------|-----------|
| Linton | 25 | 4-8 | 0-0 | 0-0 | 3 | 2 | 0 | 1 | 0 | 2 | 8 |
| Vershaw | 30 | 2-8 | 1-2 | 2-2 | 5 | 3 | 3 | 2 | 0 | 1 | 7 |
| Kowske | 31 | 3-5 | 0-0 | 2-2 | 4 | 3 | 0 | 1 | 1 | 1 | 8 |
| Bryant | 32 | 6-14 | 3-9 | 1-2 | 3 | 1 | 4 | 0 | 0 | 0 | 16 |
| Kelley | 35 | 1-2 | 0-0 | 1-2 | 4 | 3 | 5 | 3 | 0 | 5 | 3 |
| Davis | 5 | 0-1 | 0-0 | 2-2 | 0 | 0 | 1 | 1 | 0 | 0 | 2 |
| Duany | 9 | 1-3 | 1-3 | 0-0 | 1 | 0 | 0 | 0 | 0 | 0 | 3 |
| Penney | 12 | 2-6 | 1-4 | 0-0 | 2 | 0 | 0 | 0 | 0 | 0 | 5 |
| Boone | 10 | 0-1 | 0-0 | 5-8 | 3 | 1 | 2 | 1 | 0 | 0 | 5 |
| Wills | 9 | 1-6 | 0-1 | 0-0 | 2 | 4 | 0 | 0 | 0 | 1 | 2 |
| Swartz | 2 | 1-1 | 0-0 | 0-0 | 0 | 0 | 0 | 0 | 0 | 1 | 2 |
| Faust | 1 | 0-0 | 0-0 | 0-0 | 0 | 0 | 0 | 0 | 0 | 0 | 0 |
| team | | | | | 3 | | | | | | |
| TOTALS | 200 | 21-55 | 6-19 | 13-18 | 30 | 17 | 15 | 9 | 1 | 11 | 61 |
| | | (.382) | (.316) | (.722) | | | | | | | |

| LSU | MP | FG | 3P | FT | R | F | A | T | B | S | TP |
|---------------|------------|---------------|---------------|---------------|-----------|-----------|----------|-----------|----------|----------|-----------|
| Beshara | 33 | 2-7 | 1-5 | 0-0 | 8 | 2 | 2 | 3 | 0 | 3 | 5 |
| Swift | 37 | 3-5 | 1-1 | 5-7 | 10 | 2 | 2 | 3 | 0 | 1 | 12 |
| Smith | 33 | 5-12 | 1-3 | 1-1 | 7 | 3 | 0 | 3 | 2 | 0 | 12 |
| Bright | 26 | 1-7 | 0-6 | 2-2 | 2 | 4 | 0 | 5 | 0 | 1 | 4 |
| Roland | 28 | 2-7 | 0-2 | 1-2 | 4 | 2 | 2 | 4 | 0 | 0 | 5 |
| Dupree | 5 | 0-1 | 0-0 | 0-0 | 0 | 0 | 0 | 1 | 0 | 0 | 0 |
| Williams | 17 | 3-4 | 1-1 | 0-0 | 2 | 4 | 0 | 1 | 0 | 2 | 7 |
| Temple | 17 | 1-3 | 1-3 | 0-0 | 3 | 1 | 0 | 3 | 0 | 0 | 3 |
| Bridgewater | 4 | 0-1 | 0-0 | 0-0 | 0 | 0 | 0 | 0 | 0 | 0 | 0 |
| team | | | | | 4 | | | | | | |
| TOTALS | 200 | 17-47 | 5-21 | 9-12 | 40 | 18 | 6 | 23 | 2 | 7 | 48 |
| | | (.362) | (.238) | (.750) | | | | | | | |

SCORING BY HALVES

| | | | |
|-----------|----|----|----|
| Wisconsin | 22 | 39 | 61 |
| LSU | 14 | 34 | 48 |

Wisconsin 64 • Purdue 60

March 25, 2000 • Albuquerque, N.M. • University Arena (16,004)

Wisconsin advanced to the Final Four for the second time in school history with a hard-fought 64-60 victory over Big Ten rival and sixth-seeded Purdue in the West Regional final at The Pit in Albuquerque, N.M. Jon Bryant made five three-point field goals and scored a game-high 18 points on his way to West Regional Most Outstanding Player honors. Andy Kowske added 14 points and eight rebounds and was named, along with Mike Kelley, to the West Regional all-tournament team. Brian Cardinal and Carson Cunningham, also named to the all-tournament team, had 13 points apiece for the Boilermakers. Wisconsin battled its way to a 31-28 half-time lead on 57-percent field goal shooting. Bryant scored the Badgers' first nine points on three three-pointers. The second half was a see-saw battle that resulted in a 52-52 tie with 5:23 remaining to play. Wisconsin, however, then went on an 8-1 run over the next four minutes for a 60-53 lead with 1:08 left. A Cunningham three-pointer with 11.5 seconds left made it 63-60 Wisconsin. The Badgers added a free throw for the final tally.

| WISCONSIN | MP | FG | 3P | FT | R | F | A | T | B | S | TP |
|---------------|------------|---------------|---------------|---------------|-----------|-----------|-----------|-----------|----------|----------|-----------|
| Linton | 23 | 2-3 | 1-2 | 0-0 | 1 | 3 | 2 | 3 | 0 | 0 | 5 |
| Kowske | 27 | 6-10 | 0-0 | 2-2 | 8 | 4 | 0 | 2 | 0 | 0 | 14 |
| Vershaw | 30 | 2-9 | 0-2 | 3-6 | 7 | 1 | 3 | 1 | 0 | 1 | 7 |
| Bryant | 35 | 6-12 | 5-9 | 1-2 | 2 | 1 | 1 | 1 | 0 | 1 | 18 |
| Kelley | 36 | 2-3 | 0-0 | 1-4 | 1 | 2 | 5 | 1 | 0 | 1 | 5 |
| Davis | 6 | 0-0 | 0-0 | 0-0 | 1 | 2 | 0 | 1 | 0 | 0 | 0 |
| Duany | 8 | 1-2 | 1-2 | 0-0 | 3 | 3 | 1 | 2 | 0 | 1 | 3 |
| Penney | 3 | 0-1 | 0-1 | 0-0 | 0 | 0 | 0 | 1 | 0 | 0 | 0 |
| Boone | 16 | 3-6 | 0-0 | 6-10 | 2 | 2 | 2 | 1 | 1 | 2 | 12 |
| Wills | 16 | 0-1 | 0-0 | 0-0 | 5 | 3 | 0 | 2 | 0 | 0 | 0 |
| team | | | | | 5 | | | | | | |
| TOTALS | 200 | 22-47 | 7-16 | 13-24 | 35 | 21 | 14 | 15 | 1 | 6 | 64 |
| | | (.468) | (.438) | (.542) | | | | | | | |

| PURDUE | MP | FG | 3P | FT | R | F | A | T | B | S | TP |
|---------------|------------|---------------|---------------|---------------|-----------|-----------|-----------|-----------|----------|----------|-----------|
| Robinson | 36 | 4-10 | 0-0 | 4-5 | 1 | 3 | 4 | 3 | 0 | 0 | 12 |
| McQuay | 31 | 4-5 | 0-0 | 2-3 | 12 | 3 | 0 | 0 | 2 | 0 | 10 |
| Cardinal | 27 | 4-8 | 2-4 | 3-5 | 4 | 4 | 1 | 2 | 0 | 1 | 13 |
| Cornell | 32 | 1-9 | 1-7 | 0-2 | 2 | 4 | 1 | 1 | 1 | 1 | 3 |
| Cunningham | 31 | 4-12 | 3-8 | 2-2 | 2 | 2 | 2 | 4 | 0 | 1 | 13 |
| Kerkhof | 7 | 0-0 | 0-0 | 0-0 | 0 | 2 | 0 | 1 | 0 | 1 | 0 |
| Lewis | 18 | 3-5 | 1-2 | 0-0 | 5 | 2 | 1 | 0 | 0 | 0 | 7 |
| Lowe | 1 | 0-0 | 0-0 | 0-0 | 0 | 0 | 0 | 0 | 0 | 0 | 0 |
| Smith | 15 | 0-3 | 0-2 | 0-0 | 1 | 1 | 1 | 1 | 0 | 0 | 0 |
| Allison | 3 | 1-1 | 0-0 | 0-0 | 0 | 0 | 0 | 1 | 0 | 0 | 2 |
| team | | | | | 6 | | | | | | |
| TOTALS | 200 | 21-53 | 7-23 | 11-17 | 33 | 21 | 10 | 13 | 3 | 4 | 60 |
| | | (.396) | (.304) | (.647) | | | | | | | |

SCORING BY HALVES

| | | | |
|-----------|----|----|----|
| Wisconsin | 31 | 33 | 64 |
| Purdue | 28 | 32 | 60 |

UW in the NCAA Tournament (cont.)

Michigan St. 53 • Wisconsin 41

April 1, 2000 • Indianapolis, Ind. • RCA Dome (43,116)

Wisconsin's magical run to the Final Four ended with a 53-41 semifinal loss to season-long nemesis and eventual national champion Michigan State at the RCA Dome in Indianapolis. Roy Boone scored 18 points but he was the only Badger to tally more than six points in the game. Morris Peterson paced the Spartans with 20 points. Wisconsin trailed just 19-17 at the half, with both teams struggling offensively. Wisconsin shot 29 percent from the floor and Michigan State made just 25 percent of its shots. The Spartans, however, opened the second half on a 13-2 run to open a 32-19 lead with 13:25 left in the second period. Wisconsin never cut the deficit to fewer than 10 points again. The Badgers forced 14 Spartan turnovers, but were outrebounded 42-20. Wisconsin shot .349 from the field compared to .348 for the Spartans. It was the fourth time during the 1999-2000 season that Michigan State defeated the Badgers.

| WISCONSIN | MP | FG | 3P | FT | R | F | A | T | B | S | TP |
|---------------|------------|--------------|-------------|-------------|-----------|-----------|----------|-----------|----------|----------|-----------|
| Kowske | 20 | 1-2 | 0-0 | 0-2 | 0 | 4 | 0 | 0 | 4 | 0 | 2 |
| Kelley | 30 | 1-2 | 0-1 | 0-0 | 7 | 3 | 3 | 0 | 0 | 2 | 2 |
| Vershaw | 31 | 2-11 | 0-1 | 1-1 | 2 | 3 | 3 | 1 | 0 | 0 | 5 |
| Bryant | 27 | 1-5 | 0-3 | 0-0 | 1 | 3 | 1 | 2 | 0 | 0 | 2 |
| Boone | 25 | 6-9 | 1-1 | 5-6 | 3 | 2 | 0 | 5 | 0 | 0 | 18 |
| Wills | 19 | 1-4 | 0-1 | 0-0 | 1 | 2 | 0 | 0 | 0 | 0 | 2 |
| Duany | 11 | 0-2 | 0-1 | 0-0 | 0 | 0 | 0 | 1 | 0 | 0 | 0 |
| Linton | 10 | 0-4 | 0-1 | 0-0 | 1 | 0 | 0 | 2 | 0 | 0 | 0 |
| Davis | 10 | 1-1 | 1-1 | 1-2 | 2 | 2 | 1 | 0 | 0 | 0 | 4 |
| Penney | 14 | 2-3 | 2-3 | 0-0 | 2 | 0 | 0 | 0 | 0 | 0 | 6 |
| Faust | 1 | 0-0 | 0-0 | 0-0 | 0 | 0 | 0 | 0 | 0 | 0 | 0 |
| Smith | 1 | 0-0 | 0-0 | 0-0 | 0 | 0 | 0 | 0 | 0 | 0 | 0 |
| Swartz | 1 | 0-0 | 0-0 | 0-0 | 0 | 0 | 0 | 0 | 0 | 0 | 0 |
| team | | | | | | | | | | | 1 |
| TOTALS | 200 | 15-43 | 4-13 | 7-11 | 20 | 19 | 8 | 11 | 4 | 2 | 41 |
| | | (.349) | (.308) | (.636) | | | | | | | |

| MICH. ST. | MP | FG | 3P | FT | R | F | A | T | B | S | TP |
|---------------|------------|--------------|-------------|--------------|-----------|-----------|----------|-----------|----------|----------|-----------|
| Hutson | 32 | 3-7 | 0-0 | 4-5 | 10 | 2 | 0 | 3 | 0 | 0 | 10 |
| Peterson | 33 | 7-15 | 2-8 | 4-4 | 7 | 3 | 0 | 1 | 0 | 1 | 20 |
| Granger | 32 | 0-3 | 0-1 | 1-2 | 7 | 4 | 1 | 3 | 0 | 0 | 1 |
| Cleaves | 36 | 1-7 | 0-0 | 9-11 | 4 | 3 | 1 | 4 | 0 | 2 | 11 |
| Bell | 30 | 2-9 | 0-3 | 0-0 | 8 | 2 | 2 | 2 | 0 | 0 | 4 |
| Richardson | 10 | 0-0 | 0-0 | 0-0 | 0 | 1 | 0 | 0 | 0 | 0 | 0 |
| Anagnonye | 12 | 1-1 | 0-0 | 0-0 | 2 | 2 | 0 | 1 | 0 | 0 | 2 |
| Chappell | 9 | 2-4 | 0-2 | 1-1 | 0 | 1 | 0 | 0 | 2 | 0 | 5 |
| Ballinger | 3 | 0-0 | 0-0 | 0-0 | 1 | 0 | 0 | 0 | 1 | 0 | 0 |
| Thomas | 3 | 0-0 | 0-0 | 0-0 | 0 | 0 | 0 | 0 | 0 | 0 | 0 |
| team | | | | | | | | | | | 3 |
| TOTALS | 200 | 16-46 | 2-14 | 19-23 | 42 | 18 | 4 | 14 | 3 | 3 | 53 |
| | | (.348) | (.143) | (.826) | | | | | | | |

SCORING BY HALVES

| | | | |
|----------------|----|----|----|
| Wisconsin | 17 | 24 | 41 |
| Michigan State | 19 | 34 | 53 |

Georgia St. 50 • Wisconsin 49

March 15, 2001 • Boise, Idaho • BSU Pavilion (10,216)


Wisconsin let a 13-point, second-half lead slip away and Georgia State scored the game-winning basket with just 12 seconds left to play as the Badgers dropped a 50-49 decision in the first round of the West Regional in Boise, Idaho. The UW moved out to a 30-19 halftime advantage and increased that edge to 32-19 early in the second half. But Georgia State went on a 23-10 run to tie the game at 42-42 with 7:11 left. Wisconsin led 49-44 with 1:00 remaining, but the Panthers scored six points in the final minute for the victory. Wisconsin's Mark Vershaw led all scorers with 19 points and teammate Andy Kowske added 11 points. Kevin Morris paced Georgia State with 18 points. Wisconsin limited the Panthers to .377 field goal shooting, including .217 from three-point range. The Badgers, however, shot only .395 from the floor, including .250 from beyond the arc.

| WISCONSIN | MP | FG | 3P | FT | R | F | A | T | B | S | TP |
|---------------|------------|--------------|-------------|--------------|-----------|-----------|----------|-----------|----------|----------|-----------|
| Kowske | 34 | 3-3 | 0-0 | 5-6 | 4 | 2 | 0 | 1 | 0 | 1 | 11 |
| Vershaw | 36 | 6-16 | 0-2 | 7-11 | 5 | 2 | 1 | 1 | 0 | 1 | 19 |
| Penney | 25 | 2-5 | 1-3 | 0-1 | 6 | 0 | 1 | 4 | 0 | 0 | 5 |
| Kelley | 38 | 0-4 | 0-3 | 0-0 | 4 | 4 | 0 | 2 | 0 | 1 | 0 |
| Boone | 26 | 2-6 | 0-1 | 0-0 | 4 | 3 | 1 | 1 | 0 | 1 | 4 |
| Davis | 16 | 2-5 | 0-1 | 0-0 | 3 | 1 | 1 | 3 | 0 | 1 | 4 |
| Linton | 4 | 0-1 | 0-0 | 0-0 | 1 | 0 | 0 | 0 | 0 | 0 | 0 |
| Bower | 15 | 2-3 | 2-2 | 0-0 | 0 | 2 | 0 | 0 | 0 | 0 | 6 |
| Wills | 6 | 0-0 | 0-0 | 0-2 | 3 | 1 | 0 | 0 | 0 | 1 | 0 |
| team | | | | | | | | | | | 2 |
| TOTALS | 200 | 17-43 | 3-12 | 12-20 | 32 | 15 | 4 | 12 | 0 | 6 | 49 |
| | | (.395) | (.250) | (.600) | | | | | | | |


| GEO. ST. | MP | FG | 3P | FT | R | F | A | T | B | S | TP |
|---------------|------------|--------------|-------------|------------|-----------|-----------|----------|-----------|----------|----------|-----------|
| Campbell | 34 | 1-3 | 0-0 | 3-4 | 11 | 5 | 2 | 1 | 0 | 2 | 5 |
| Terrell | 40 | 1-10 | 1-6 | 0-0 | 9 | 3 | 1 | 1 | 0 | 0 | 3 |
| Cooper | 38 | 4-9 | 2-5 | 1-1 | 4 | 3 | 2 | 3 | 0 | 1 | 11 |
| Morris | 39 | 8-16 | 2-8 | 0-1 | 2 | 0 | 3 | 1 | 1 | 3 | 18 |
| Long | 38 | 6-15 | 0-4 | 1-2 | 3 | 4 | 0 | 5 | 0 | 1 | 13 |
| McIntosh | 5 | 0-0 | 0-0 | 0-0 | 0 | 0 | 0 | 0 | 0 | 0 | 0 |
| Gunsby | 2 | 0-0 | 0-0 | 0-0 | 0 | 0 | 1 | 0 | 0 | 0 | 0 |
| Gilchrist | 1 | 0-0 | 0-0 | 0-0 | 0 | 0 | 0 | 0 | 0 | 0 | 0 |
| Patton | 1 | 0-0 | 0-0 | 0-0 | 0 | 0 | 0 | 0 | 0 | 0 | 0 |
| Davis | 3 | 0-0 | 0-0 | 0-0 | 1 | 1 | 0 | 1 | 0 | 0 | 0 |
| team | | | | | | | | | | | 3 |
| TOTALS | 200 | 20-53 | 5-23 | 5-8 | 33 | 16 | 9 | 12 | 1 | 7 | 50 |
| | | (.377) | (.217) | (.625) | | | | | | | |

SCORING BY HALVES

| | | | |
|---------------|----|----|----|
| Georgia State | 19 | 31 | 50 |
| Wisconsin | 30 | 19 | 49 |



Roy Boone registered a team-high 18 points in Wisconsin's 2000 Final Four appearance against Michigan State.



Wisconsin's successful senior class of Mike Kelley, Andy Kowske, Mark Vershaw, Maurice Linton and Roy Boone played their final collegiate game against Georgia St.

UW in the NIT

UW ALL-TIME NIT RESULTS

RECORD: 3-4

APPEARANCES: 4

1989

1st Round (Madison, Wis.)
Wisconsin 63, New Orleans 61

2nd Round (Madison, Wis.)
St. Louis 73, Wisconsin 68

1991

1st Round (Madison, Wis.)
Wisconsin 87, Bowling Green 79 OT

2nd Round (Madison, Wis.)
Stanford 80, Wisconsin 72


1993

1st Round (Madison, Wis.)
Rice 77, Wisconsin 73

1996

1st Round (Madison, Wis.)
Wisconsin 55, Manhattan 42

2nd Round (Madison, Wis.)
Illinois State 77, Wisconsin 62



Hennessy Auriantal

ALL-TIME UW NIT ROSTER

| | | | |
|---------------------------|----------|-----------------------------|----------|
| Auriantal, Hennessy | '96 | Kilbride, Andy | '93 |
| Carl, Adam | '93 | Kosolcharoen, Michael | '96 |
| Carlin, Shawn..... | '96 | Locum, Tim | '89, '91 |
| Coleman, Booker | '96 | McDuffie, Otto | '93 |
| Daugherty, Sean..... | '96 | McGee, Carlton | '91 |
| Douglass, Billy | '89 | Molaski, Tom | '89 |
| Ellenson, John | '91 | Nwachukwu, Osita | '96 |
| Ely, Louis | '91, '93 | Okey, Sam | '96 |
| Finley, Michael | '93 | Peters, Jay | '91 |
| Good, Brian | '91 | Peterson, Jeff..... | '93 |
| Hall, Jeremy | '96 | Peterson, Mosezell..... | '96 |
| Harrell, Damon | '91, '93 | Portmann, Kurt..... | '89 |
| Hisle, Larry | '91 | Schubring, Darin | '89 |
| Jackson, Trent | '89 | Simms, Willie..... | '89, '91 |
| Johnsen, Jason | '93 | Tompkins, Patrick..... | '91 |
| Johnson, Grant..... | '93 | Weaver, Kass..... | '91 |
| Jones, Danny | '89 | Webster, Tracy..... | '93 |
| Kelley, Brian | '93 | | |

BADGER NIT RECORDS

Individual

Points

31, Willie Simms vs. Bowling Green, 1991

Field Goals

12, Willie Simms vs. Bowling Green, 1991

Field Goal Attempts

20, Sam Okey vs. Illinois State, 1996

Field Goal Percentage (min. 10 att.)

.800 (12-15), Willie Simms vs. Bowling Green, 1991

.800 (8-10), Trent Jackson vs. New Orleans, 1989

Three-point Field Goals

4, Tim Locum vs. Bowling Green, 1991

Three-point Field Goal Attempts

7, Tim Locum vs. Stanford, 1991

Three-point Field Goal Pct. (min. 6 att.)

.429 (3-7), Tim Locum vs. Stanford, 1991

Free Throws

8, Willie Simms vs. Stanford, 1991

Free Throw Attempts

15, Willie Simms vs. Stanford, 1991

Free Throw Percentage (min. 10 att.)

.533 (8-15), Willie Simms vs. Stanford, 1991

Rebounds

12, Patrick Tompkins vs. Stanford, 1991

Assists

7, Tom Molaski vs. St. Louis, 1989

Blocks

5, Sam Okey vs. Manhattan, 1996

Steals

4, Hennessy Auriantal vs. Manhattan, 1996

Team

Points

87 vs. Bowling Green, 1991

Field Goals

29, twice

Field Goal Attempts

60 vs. St. Louis, 1989

Field Goal Percentage

.644 (29-45) vs. Bowling Green, 1991

Three-point Field Goals

7 vs. Stanford, 1991

Three-point Field Goal Attempts

18, twice

Three-point Field Goal Pct. (min. 8 att.)

.417 (5-12) vs. St. Louis, 1989

Free Throws

24 vs. Bowling Green, 1991

Free Throw Attempts

35 vs. Bowling Green, 1991

Free Throw Percentage (min. 12 att.)

.778 (14-18) vs. New Orleans, 1989

Rebounds

36 vs. Manhattan, 1996

Assists

24 vs. Bowling Green, 1991

Blocks

8 vs. Manhattan, 1996

Steals

8 vs. Manhattan, 1996

UW in the Big Ten Tournament

1998 (1-1, QUARTERFINALIST)

March 5

Wisconsin 52, Penn State 51


March 6

Illinois 66, Wisconsin 61

The Badgers entered the inaugural Big Ten tournament with an eye toward making a new start to what had been a difficult regular season. Wisconsin, forced because of personnel losses to play four freshmen on a regular basis, took an 11-18 overall record into its first-round tournament game with Penn State. The 10th-seeded Badgers trailed 25-24 at halftime and 40-31 with 12:01 left to play. A 10-1 UW run over the next 6:27, however, tied the game at 41-41 with 5:34 remaining. Penn State's Calvin Booth hit a 15-footer to give the Nittany Lions a 51-50 edge with 1:32

remaining, but freshman forward Maurice Linton nailed a nine-foot jumper with 3.7 seconds left to play and the Badgers advanced with a 52-51 decision.

Wisconsin faced league champion Illinois in the second round and fell behind 26-10 at the half. The resilient Badgers, however, staged an incredible second-half comeback and took a 46-45 lead with 6:14 left to play before Illinois countered with an 11-0 run that finally put the game out of reach. Sean Daugherty paced the Badgers with a career-high 24 points.



Linton

2000 (2-1, SEMIFINALIST)

March 9

Wisconsin 51, Northwestern 41

March 10

Wisconsin 78, Purdue 66

March 11

Michigan State 55, Wisconsin 46

Figuring they needed at least one Big Ten tournament win, and maybe two, to qualify for the NCAA tournament, the Badgers opened the league tourney with a hard-fought 51-41 victory over Northwestern in the first round. The Badgers led the Wildcats from start to finish, recorded a tournament-record 12 blocked shots and got 17 points, five assists and four blocked shots from Mark Vershaw to key the win.

Wisconsin then squared off against Purdue in the quarterfinals. The Badgers jumped

out to a 10-point lead just two minutes into the game and never trailed. They led 34-24 at the half and made 9-11 free throw attempts down the stretch to secure the win and, most likely, an NCAA bid.

The UW then met Michigan State in the semifinals for the second straight season. Though the Spartans grabbed a 34-21 halftime lead, the Badgers made a run that cut the Michigan State lead to 49-44 with 5:29 remaining to play. The league-champion Spartans held the UW to just two points the rest of the way.



Vershaw

1999 (1-1, SEMIFINALIST)

March 5

Wisconsin 74, Iowa 60


March 6

Michigan State 56, Wisconsin 41

With a bid to the NCAA tournament already assured, Wisconsin entered the second conference tournament looking to get back on track after dropping its last three regular-season games. Wisconsin took on Iowa in a quarterfinal game. After falling behind 25-23 at halftime, the Badgers shot a blistering .737 from the field in the second half and went on to win 74-60. Wisconsin trailed 49-48 with 9:34 remaining, but held the Hawkeyes to just three field

goals the rest of the way.

Just as they had the year before, the Badgers faced the league champion (this time Michigan State) in their second game. The teams played to a 22-22 tie after the first half, but the Badgers, who shot a then-season low .293 from the floor, scored only 19 points in the second half. Michigan State opened the second half on a 12-2 run and never again led by fewer than 10 points.



Mason

2001 (0-1, QUARTERFINALIST)

March 9

Indiana 64, Wisconsin 52

Wisconsin locked up a fifth-place regular-season finish and secured the school's second Big Ten tournament first-round bye in three years.

The UW, with its third consecutive NCAA tournament bid all but sewn up, faced Indiana in the conference tournament quarterfinals.

The Badgers got off to a nice start, pulling out to a 28-19 lead with 4:38 left in the first half. Indiana closed to within four points (28-24) at the break.

The Hoosiers then continued their momentum by

beginning the second half on a 17-2 run during which the Badgers managed just two free throws in nine minutes.

Indiana shot .463 from the field and held the Badgers to .377 field goal shooting. IU also held a 36-25 rebounding edge.



Kelley

UW in the Big Ten Tournament (cont.)

WISCONSIN INDIVIDUAL HIGHS

Points: 24 by Sean Daugherty vs. Illinois, 1998
 FG: 9 by Sean Daugherty vs. Illinois, 1998
 FG Attempts: 17 by Sean Mason vs. Penn State, 1998
 FG Pct. (10 att.): .600 (6-10) by Andy Kowske vs. Michigan State, 1999, and by Mark Vershaw vs. Northwestern, 2000
 3-point FGs: 4 by Sean Mason vs. Iowa, 1999
 3-point FG Attempts: 8 by Duany Duany vs. Purdue, 2000
 3-point FG Pct. (6 att.): .571 (4-7) by Sean Mason vs. Iowa, 1999
 FT: 10 by Mark Vershaw vs. Purdue, 2000
 FT Attempts: 12 by Mark Vershaw vs. Purdue, 2000
 FT Pct. (10 att.): .833 (10-12) by Mark Vershaw vs. Purdue, 2000
 Rebounds: 11 by Sean Daugherty vs. Penn State, 1998
 Assists: 6 by Mark Vershaw vs. Purdue, 2000, and by Mike Kelley vs. Michigan State, 2000
 Blocked Shots: 4 by Mark Vershaw vs. Northwestern, 2000
 Steals: 4 by Mike Kelley vs. Purdue, 2000
 Minutes: 39 by Mark Vershaw vs. Purdue, 2000

WISCONSIN TEAM HIGHS

Points: 78 vs. Purdue, 2000
 FG: 24 vs. Iowa, 1999
 FG Attempts: 58 vs. Michigan State, 1999
 FG Pct.: .615 (24-39) vs. Iowa, 1999
 3-point FGs: 9 vs. Iowa, 1999
 3-point FG Attempts: 19 vs. Michigan State, 2000
 3-point FG Pct.: .600 (9-15) vs. Iowa, 1999
 FT: 24 vs. Purdue, 2000
 FT Attempts: 34 vs. Purdue, 2000
 FT Pct.: .833 (10-12) vs. Illinois, 1998
 Rebounds: 36 vs. Michigan State, 1999
 Assists: 20 vs. Purdue, 2000
 Blocked Shots: 12 vs. Northwestern, 2000
 Steals: 7 vs. Northwestern, 2000 and Indiana, 2001

WISCONSIN TEAM LOWS

Points: 41 vs. Michigan State, 1999
 FG: 17 vs. Michigan State, 1999, and vs. Michigan State, 2000
 FG Attempts: 39 vs. Iowa, 1999
 FG Pct.: .293 (17-58) vs. Michigan State, 1999
 3-point FGs: 2 vs. Penn State, 1998
 3-point FG Attempts: 7 vs. Penn State, 1998
 3-point FG Pct.: .176 (3-17) vs. Michigan State, 1999
 FT: 4 vs. Michigan State, 1999
 FT Attempts: 6 vs. Michigan State, 1999
 FT Pct.: .667 (10-15) vs. Penn State, 1998 and (4-6) vs. Michigan State, 1999
 Rebounds: 25 vs. Iowa, 1999 and vs. Indiana, 2001
 Assists: 9 vs. Penn State, 1998
 Blocked Shots: 0 vs. Indiana, 2001
 Steals: 1 vs. Michigan State, 1999

OPPONENT INDIVIDUAL HIGHS

Points: 24 by Kevin Turner of Illinois, 1998
 FG: 11 by Kevin Turner of Illinois, 1998
 FG Attempts: 19 by Kevin Turner of Illinois, 1998
 FG Pct. (10 att.): .800 (8-10) by Jarrod Gee of Illinois, 1998
 3-point FGs: 4 by Jess Settles of Iowa, 1999
 3-point FG Attempts: 10 by Brian Cardinal of Purdue, 2000
 3-point FG Pct. (6 att.): .667 (4-6) by Jess Settles of Iowa, 1999
 FT: 10 by Jared Jeffries of Indiana, 2001
 FT Attempts: 12 by Jared Jeffries of Indiana, 2001
 FT Pct. (10 att.): .833 (10-12) by Jared Jeffries of Indiana, 2001
 Rebounds: 12 by Antonio Smith of Michigan State, 1999
 Assists: 11 by Mateen Cleaves of Michigan State, 1999
 Blocked Shots: 4 by Calvin Booth of Penn State, 1998
 Steals: 3 by Dean Oliver of Iowa, 1999
 Minutes: 40 by Jared Jeffries, Kirk Haston and Tom Coverdale of Indiana, 2001

OPPONENT TEAM HIGHS

Points: 66 by Illinois, 1998, and by Purdue, 2000
 FG: 26 by Illinois, 1998
 FG Attempts: 54 by Iowa, 1999
 FG Pct.: .542 (26-48) by Illinois, 1998
 3-point FGs: 6 by Iowa, 1999, and by Michigan State, 2000
 3-point FG Attempts: 20 by Iowa, 1999
 3-point FG Pct.: .500 (6-12) by Michigan State, 2000
 FT: 26 by Indiana, 2001
 FT Attempts: 35 by Indiana, 2001
 FT Pct.: .833 (10-12) by Michigan State, 1999
 Rebounds: 39 by Purdue, 2000
 Assists: 17 by Penn State and Illinois, 1998, and by Purdue, 2000
 Blocked Shots: 5 by Penn State, 1998
 Steals: 11 by Iowa, 1999

OPPONENT TEAM LOWS

Points: 41 by Northwestern, 2000
 FG: 15 by Northwestern, 2000
 FG Attempts: 41 by Indiana, 2001
 FG Pct.: .300 (15-50) by Northwestern, 2000
 3-point FGs: 0 by Indiana, 2001
 3-point FG Attempts: 6 by Indiana, 2001
 3-point FG Pct.: .000 (0-6) by Indiana, 2001
 FT: 6 by Iowa, 1999
 FT Attempts: 10 by Penn State, 1998, and by Northwestern, 2000
 FT Pct.: .500 (6-12) by Iowa, 1999
 Rebounds: 28 by Iowa, 1999
 Assists: 13 by Michigan State, 2000 and by Indiana, 2001
 Blocked Shots: 1 by Iowa, 1999
 Steals: 2 by Michigan State, 2000 and Indiana, 2001

UW & The Associated Press Poll

BADGERS WEEK-BY-WEEK IN THE A.P. POLL

| | |
|------------------|---|
| 1949-50 | Dec. 19.....20 |
| Jan. 5.....15 | Dec. 26.....19 |
| Jan. 24.....15 | |
| Jan. 31.....17 | 1998-99 |
| March 7.....16 | Dec. 13.....23 |
| | Dec. 20.....20 |
| 1953-54 | Dec. 27.....19 |
| Dec. 22.....18 | Jan. 3.....24 |
| | Jan. 10.....17 |
| 1962-63 | Jan. 17.....15 |
| Preseason.....10 | Jan. 24.....12 |
| Dec. 4.....6 | Jan. 31.....11 |
| Dec. 11.....7 | Feb. 7.....15 |
| | Feb. 14.....13 |
| 1973-74 | Feb. 21.....16 |
| Jan. 2.....17 | Feb. 28.....19 |
| Jan. 8.....T13 | March 7.....18 |
| Jan. 15.....19 | |
| Jan. 22.....17 | 2000-01* |
| Jan. 29.....16 | Preseason.....19 |
| | Nov. 13.....19 |
| 1975-76 | Nov. 20.....18 |
| Jan. 20.....18 | Nov. 27.....23 |
| | Dec. 4.....17 |
| 1993-94 | Dec. 11.....16 |
| Nov. 22.....25 | Dec. 18.....16 |
| Nov. 29.....24 | Dec. 25.....13 |
| Dec. 6.....19 | Jan. 1.....12 |
| Dec. 13.....18 | Jan. 8.....17 |
| Dec. 20.....17 | Jan. 15.....19 |
| Dec. 27.....17 | Jan. 22.....15 |
| Jan. 3.....15 | Jan. 29.....10 |
| Jan. 10.....12 | Feb. 5.....16 |
| Jan. 17.....14 | Feb. 12.....19 |
| Jan. 24.....16 | Feb. 19.....19 |
| Jan. 31.....16 | Feb. 26.....22 |
| Feb. 7.....21 | March 5.....23 |
| Feb. 14.....24 | March 12.....25 |
| 1994-95 | *Badgers ranked every week of the poll. |
| Preseason.....17 | |
| Nov. 21.....15 | |
| Nov. 28.....13 | |
| Dec. 5.....14 | |
| Dec. 12.....20 | |

UW VS. OPPONENTS RANKED BY THE ASSOCIATED PRESS

Following is a listing of all games Wisconsin has played against teams ranked nationally by the Associated Press.

1948-49

F 5Illinois4L54-61
M 5Minnesota5W45-43

1949-50

J 7at Indiana5L59-61
J 16Minnesota11W57-54
F 4at Ohio State7L47-61

1950-51

J 1Illinois20L69-71*
F 10at Illinois16L52-63
M 5at Indiana7L58-68

1951-52

D 17St. Louis4W55-54
J 7at Illinois2L49-53
M 3at Iowa7W78-75
M 8Illinois2W58-48

1952-53

J 5at Minnesota9L53-64
J 10at Illinois4L61-71
J 12Minnesota19W76-74
F 7Illinois6L61-65
F 9at Indiana2L48-66
F 16Indiana2L70-72

1953-54

D 19at LSU5W82-66
J 4at Indiana3L67-70
J 16Indiana3L74-90
F 15Minnesota12L68-78

1954-55

J 1at Illinois6W79-64
J 3Iowa19L69-86
F 19Illinois14L71-99
F 21Minnesota8L69-71
M 5Minnesota6W78-72

1955-56

J 9at Illinois8L77-96
J 14at Ohio State7L98-100**

1956-57

D 22at Kansas1L62-83
J 12Illinois10L63-79

1957-58

None

1958-59

F 2Michigan St7L57-88
M 2at Michigan St6L73-93

1959-60

F 8Ohio State4L69-106
F 27at Ohio State2L68-93

1960-61

D 17at Bradley2L66-88
J 9Iowa6L68-76
J 30Ohio State1L68-100
F 13at Iowa9L61-63
F 25at Ohio State1L74-97

1961-62

D 30Cincinnati2L71-101\$
M 3Ohio State1W86-67

1962-63

F 11Illinois4W84-77
F 23at Illinois6L77-89

1963-64

D 14at Cincinnati6L60-65
D 20at Kentucky2L85-108
J 4Ohio State8L85-101
F 22Michigan2L59-103

1964-65

F 16Minnesota9L91-101
F 20at Indiana7L87-101
M 2at Michigan1L75-98

1965-66

J 8Iowa7W69-68
F 12at Michigan10L102-120

1966-67

D 3CincinnatiPS 10L70-77*
D 28at UCLA1L56-100@

1967-68

None

1968-69

D 3Kansas4W67-62

UW & The Associated Press Poll (cont.)

D 11 ...at Notre Dame...7.....L.....56-57
 D 31 ..Kentucky3W.....69-65+
 J 11.....at Ohio State16.....L.....69-84
 J 28Marquette.....16W.....56-50
 F 1at Illinois.....7L.....73-86
 F 8Ohio State12W.....77-73
 F 15at Purdue8L.....69-87

1969-70

J 27 ...at Marquette.....7L.....51-60
 J 31Ohio13W.....72-69
 F 3at Illinois.....14W.....66-65
 F 10at Iowa14L.....100-119

1970-71

D 30 ..at Marquette.....3L.....69-72
 F 2Marquette.....1L.....75-89
 F 16Ohio State20L.....71-79
 M 2Indiana.....T18W.....94-87**

1971-72

D 27 ..Marshall17L.....83-85=
 J 3at Marquette.....2L.....60-72
 J 15at Indiana17W.....66-64*
 J 18Minnesota17L.....59-65
 F 5at Ohio State9L.....69-79

1972-73

N 25 ..at UCLAPS 1L.....53-94
 D 4at Oral Roberts ..12L.....76-90
 D 30at Marquette.....3L.....73-75**
 J 6Indiana20L.....64-78
 J 13at Minnesota8L.....54-78
 J 22at Purdue20L.....59-66
 J 29Minnesota9L.....64-81
 F 6Marquette.....7L.....58-64
 F 24at Indiana10L.....55-57
 F 26 ..Purdue20W.....71-63

1973-74

D 29 ..at Marquette.....6L.....48-49*
 J 12 ...at IndianaT13L.....51-52
 J 28at Michigan20L.....75-83
 F 5at Marquette.....6L.....58-59
 F 11Indiana12L.....63-81
 F 25Michigan.....17L.....74-79

1974-75

J 20Indiana1L.....69-89
 F 4Marquette.....11L.....63-69
 F 17at Indiana1L.....58-93

1975-76

D 16 ..at Marquette.....7L.....54-78
 D 30 ...at Marquette.....4L.....66-82=
 J 8Michigan16L.....81-106
 J 31at Indiana1L.....61-114
 F 2at Michigan16L.....86-107

F 26Indiana1L.....67-96

1976-77

N 27 ..at Kentucky6L.....64-72
 D 28 ..at Marquette...12L.....57-64=
 J 8at Michigan6L.....63-66
 J 22at Minnesota ..13W.....64-82%
 J 24at Purdue18L.....71-81
 J 27Michigan.....7L.....64-69
 F 21Marquette.....19L.....58-73
 M 3Minnesota9W.....61-64%

1977-78

D 9at Providence ..14L.....62-73
 J 7at Michigan St..12L.....63-74
 F 14at Marquette....1L.....64-75
 M 2Michigan St.....6L.....75-89

1978-79

D 23 ..Marquette.....16W.....65-52
 D 28 ..at Louisville16L.....53-70\$
 J 4at Michigan St..1L.....55-64
 J 18Illinois8L.....74-81
 F 1Iowa15L.....64-70
 F 10at Iowa14L.....65-79
 M 3Michigan St.....4W.....83-81

1979-80

D 5at DePaul10L.....77-90
 J 5Indiana11W.....52-50
 J 12at Iowa12L.....65-66
 J 24Purdue14L.....60-73*
 J 26at Ohio State4W.....72-71
 F 2Ohio State6W.....70-67
 F 16at Purdue15L.....61-69
 F 28at Indiana13L.....52-61

1980-81

J 8at Minnesota ..19L.....60-76
 J 15Iowa14L.....66-76
 J 24at Illinois.....15W.....54-45
 J 31Michigan.....17L.....67-74
 F 5at Indiana17L.....64-89
 F 7at Michigan14L.....64-71
 F 12Illinois.....17L.....65-84
 F 14Indiana20L.....52-59
 F 28at Iowa8L.....75-96

1981-82

J 16Iowa5L.....62-78
 J 21Minnesota5L.....57-78
 F 11at Minnesota9L.....60-71
 F 18at Indiana20L.....57-88
 F 25at Iowa11L.....55-79

1982-83

D 28 ..Georgetown10L.....43-71++
 J 6Purdue20L.....64-80

J 22Iowa10W.....65-62
 J 29Minnesota16L.....58-65
 F 3at Indiana6L.....73-83
 F 12Indiana4L.....56-75
 F 24at Iowa17L.....63-93

1983-84

J 7Illinois.....14L.....62-63*
 M 6Purdue11L.....48-61
 M 10 ..at Illinois.....7L.....57-81

1984-85

J 12at Indiana11L.....68-90
 J 17Illinois.....11L.....67-78
 F 2Michigan.....10L.....81-94
 F 16at Illinois.....17L.....49-68
 F 20 ..Iowa14W.....54-53
 F 28at Michigan3L.....68-88

1985-86

J 19at Purdue19L.....73-100
 F 1at Michigan9L.....64-91
 F 6at Indiana18L.....69-78
 F 26Michigan.....10L.....74-97
 M 2Michigan St....17L.....71-84

1986-87

D 30 ..Pittsburgh.....17L.....82-98\$\$
 J 5at Iowa2L.....63-78
 J 8Illinois.....12L.....66-68
 J 10Purdue6L.....48-57
 J 15at Indiana4L.....65-103
 F 5at Purdue7L.....62-70
 F 7at Illinois.....14L.....74-99
 F 16Indiana2L.....85-86***
 M 8Iowa6L.....71-81

1987-88

D 28 ..at UNLV15L.....65-102##
 J 14at Indiana15L.....53-55
 J 16Illinois.....20L.....65-80
 J 21at Michigan7L.....54-65
 J 25Iowa16L.....89-104
 F 3at Purdue6L.....62-86
 F 3Michigan.....12L.....67-80
 M 3Purdue2L.....56-84
 M 10 ..at Iowa15L.....70-103

1988-89

J 7at Ohio State ..14L.....70-73
 J 12at Illinois.....2L.....80-103
 J 19Indiana19L.....58-61*
 J 21Michigan.....6W.....71-68
 J 26at Iowa12L.....70-78
 F 11Iowa8W.....65-54
 F 18Illinois.....5W.....72-52
 F 25at Michigan13L.....70-92
 M 9at Indiana6L.....64-75

UW & The Associated Press Poll (cont.)

1989-90

| | | | | |
|------|--------------------------|----|--------|------------|
| J 4 |at Illinois..... | 4 |L |59-73 |
| J 17 |Purdue..... | 24 |L |54-56 |
| J 22 |Minnesota..... | 21 |W |77-75 |
| J 25 |Illinois..... | 10 |L |63-66 |
| F 1 |at Indiana..... | 22 |L |61-85 |
| F 3 |Michigan..... | 4 |L |63-77 |
| F 8 |at Michigan St..... | 23 |L |57-60 |
| F 17 |at Purdue..... | 12 |L |55-62 |
| F 22 |at Minnesota..... | 18 |L |67-68 |
| M 8 |at Michigan..... | 13 |L |64-94 |

1990-91

| | | | | |
|------|-------------------------|----|--------|--------------|
| J 12 |at Ohio State..... | 4 |L |60-92 |
| J 17 |Iowa..... | 24 |W |91-79 |
| J 30 |at Indiana..... | 4 |L |57-73 |
| F 9 |Michigan St..... | 25 |W |84-78** |
| F 14 |Ohio State..... | 2 |L |71-73 |
| M 2 |Indiana..... | 5 |L |61-74 |

1991-92

| | | | | |
|------|--------------------------|----|--------|------------|
| J 11 |Indiana..... | 10 |L |63-79 |
| J 25 |at Michigan..... | 16 |L |83-98 |
| F 5 |at Ohio State..... | 8 |L |72-86 |
| F 8 |Michigan St..... | 11 |L |64-79 |
| F 12 |at Michigan St..... | 12 |L |61-76 |
| F 15 |Ohio State..... | 8 |L |63-67 |
| F 26 |Michigan..... | 17 |W |96-78 |
| M 12 |at Indiana..... | 4 |L |41-66 |

1992-93


| | | | | |
|------|--------------------------|----|--------|--------------|
| J 9 |Michigan..... | 3 |L |73-98 |
| J 13 |at Purdue..... | 17 |L |60-76 |
| J 16 |Minnesota..... | 19 |W |79-70 |
| J 20 |Ohio State..... | 24 |W |76-67 |
| J 23 |at Michigan St..... | 21 |W |67-66 |
| F 10 |at Michigan..... | 4 |L |66-85 |
| F 13 |Purdue..... | 18 |L |87-90** |
| M 10 |at Iowa..... | 17 |L |65-91 |
| M 14 |Indiana..... | 2 |L |80-87 |

1993-94

| | | | | |
|------|------------------------|----|--------|--------------|
| J 2 |Marquette..... | 24 |W |71-52 |
| J 12 |at Minnesota..... | 18 |L |53-90 |
| J 15 |Purdue..... | 9 |W |75-69 |
| J 29 |at Michigan..... | 15 |L |75-79 |
| F 12 |Minnesota..... | 23 |L |78-109 |
| F 16 |at Purdue..... | 9 |L |64-67 |
| M 2 |Michigan..... | 3 |W |71-58 |
| M 12 |at Indiana..... | 18 |L |65-78 |
| M 17 |Cincinnati..... | 25 |W |80-72! |
| M 19 |Missouri..... | 5 |L |96-109! |

1994-95

| | | | | |
|------|--------------------------|----|--------|------------|
| J 4 |Michigan St..... | 14 |L |64-78 |
| J 7 |at Indiana..... | 21 |L |70-73 |
| F 26 |at Purdue..... | 21 |L |56-66 |
| M 11 |at Michigan St..... | 9 |L |72-97 |



Kirk Penney scored 18 points in the Badgers' 78-75 (OT) victory over 13th-ranked Maryland last season.

1995-96

| | | | | |
|------|----------------------|----|--------|--------------|
| N 20 |Villanova..... | 3 |L |58-66!! |
| N 21 |UCLA..... | 4 |L |57-68!! |
| J 3 |Michigan..... | 21 |W |51-46 |
| J 13 |Iowa..... | 11 |W |80-71 |
| F 7 |Purdue..... | 14 |L |42-75 |
| F 28 |at Iowa..... | 20 |L |54-69 |
| M 6 |Penn State..... | 16 |W |54-52 |

1996-97

| | | | | |
|------|------------------------|----|--------|------------|
| J 2 |at Minnesota..... | 15 |L |48-65 |
| J 4 |Indiana..... | 12 |W |71-58 |
| F 6 |Michigan..... | 13 |W |58-53 |
| F 12 |Illinois..... | 20 |W |62-45 |
| M 5 |at Indiana..... | 25 |L |66-70 |
| M 8 |Minnesota..... | 2 |W |66-65 |

1997-98

| | | | | |
|------|-----------------------|----|--------|--------------|
| N 18 |Illinois St..... | 24 |W |80-66 |
| N 29 |Oklahoma..... | 18 |W |75-64# |
| D 6 |Temple..... | 20 |L |49-59 |
| D 31 |Michigan..... | 18 |L |63-76 |
| J 31 |at Purdue..... | 10 |L |59-82 |
| F 3 |Iowa..... | 24 |L |76-79 |
| F 21 |Michigan St..... | 14 |L |47-56 |
| F 28 |at Michigan..... | 21 |L |70-76 |
| M 6 |Illinois..... | 18 |L |61-66%% |

1998-99

| | | | | |
|------|--------------------------|----|--------|--------------|
| D 9 |at Temple..... | 16 |W |63-56 |
| J 6 |Michigan St..... | 12 |W |66-51 |
| J 10 |Purdue..... | 9 |W |61-56 |
| J 23 |at Iowa..... | 14 |W |72-52 |
| J 30 |Minnesota..... | 19 |W |61-50 |
| F 3 |at Indiana..... | 21 |L |60-71 |
| F 21 |at Michigan St..... | 4 |L |51-56 |
| F 24 |at Ohio State..... | 10 |L |54-63 |
| M 5 |Iowa..... | 20 |W |74-50%% |
| M 6 |Michigan St..... | 2 |L |41-56%% |

1999-2000

| | | | | |
|------|--------------------------|----|--------|--------------|
| N 13 |at Syracuse..... | 17 |L |49-68 |
| D 7 |Texas..... | 10 |W |61-45 |
| D 29 |Temple..... | 17 |W |62-44 |
| J 5 |at Indiana..... | 10 |L |67-71 |
| J 8 |Illinois..... | 19 |W |63-59 |
| J 13 |Ohio State..... | 17 |L |51-53 |
| F 2 |at Ohio State..... | 5 |L |48-51 |
| F 12 |Michigan St..... | 6 |L |44-61 |
| F 19 |at Michigan St..... | 6 |L |54-59 |
| M 5 |Indiana..... | 14 |W |56-53 |
| M 10 |Purdue..... | 22 |W |78-66%% |
| M 11 |Michigan St..... | 5 |L |46-55%% |
| M 18 |Arizona..... | 4 |W |66-59! |
| M 23 |LSU..... | 10 |W |61-48! |
| M 25 |Purdue..... | 25 |W |64-60! |
| A 1 |Michigan St..... | 2 |L |41-53! |

2000-01

| | | | | |
|------|--------------------------|----|--------|-------------------|
| N 21 |at Tennessee..... | 9 |L |56-66 |
| N 29 |vs. Maryland..... | 13 |W |78-75*\$\$\$ |
| J 13 |at Michigan St..... | 3 |L |59-69* |
| J 16 |Iowa..... | 14 |W |67-54 |
| F 13 |at Illinois..... | 4 |L |67-68 |
| F 27 |Michigan St..... | 3 |L |47-51 |

*overtime

**double overtime

***triple overtime

%forfeit wins

&ECAC Holiday Festival

#Big Island Invitational

@Los Angeles Classic

+at Chicago Stadium

=Milwaukee Classic

!!Maui Invitational

\$Holiday Classic, Louisville, Ky.

++Winston Tire Classic, Los Angeles

\$\$Rainbow Classic, Honolulu

##Rebel Classic, Las Vegas

!NCAA Tournament

%%Big Ten Tournament

\$\$\$ACC-Big Ten Challenge, Milwaukee

Overtime Games

| Year | Opponent (#OT) | W/L | Score |
|------|-------------------|-----|--------|
| 1912 | at Minnesota | W | 29-26 |
| 1914 | Purdue | W | 25-20 |
| 1915 | at Purdue | W | 28-24 |
| 1916 | at Iowa | W | 36-31 |
| 1917 | at Northwestern | W | 29-21 |
| 1919 | at Camp Grant | W | 16-15 |
| 1920 | Ripon | W | 19-16 |
| 1922 | Michigan | W | 18-16 |
| 1924 | DePauw (3) | T | 25-25 |
| 1926 | Michigan | L | 23-24 |
| 1927 | at Chicago | W | 33-30 |
| 1930 | at Indiana | W | 23-21 |
| 1932 | Maryland | W | 32-30 |
| | at Northwestern | L | 30-31 |
| 1933 | at Indiana | W | 38-37 |
| | Indiana | L | 28-29 |
| 1935 | Michigan State | W | 23-21 |
| | Indiana | W | 37-27 |
| 1936 | at Chicago | W | 38-36 |
| 1937 | Ohio State | W | 35-33 |
| 1939 | Purdue | W | 32-30 |
| 1940 | Purdue | L | 45-48 |
| 1941 | Purdue | W | 48-42 |
| | at Northwestern | W | 48-46 |
| 1943 | at Notre Dame | L | 59-61 |
| 1944 | Illinois | L | 43-45 |
| | Northwestern (2) | W | 50-47 |
| | Purdue | L | 50-52 |
| 1947 | Notre Dame | W | 53-49 |
| 1949 | Marquette | W | 67-63 |
| 1950 | at Iowa | W | 66-62 |
| 1951 | at St. Louis | L | 48-53 |
| | Illinois | L | 69-71 |
| 1954 | at Tulane | L | 55-57 |
| | Illinois | L | 64-70 |
| 1956 | at Ohio State (2) | L | 98-100 |
| 1957 | South Dakota | L | 56-58 |
| 1960 | at Michigan | W | 88-82 |
| 1961 | at Portland | L | 71-79 |
| 1963 | at Michigan State | W | 92-89 |
| 1964 | vs. Princeton | L | 87-90 |
| | Indiana (2) | L | 80-82 |
| 1965 | Northwestern | W | 93-87 |
| 1966 | at Ohio State | L | 81-87 |
| 1967 | Cincinnati | L | 70-77 |
| | Ohio State | L | 84-90 |
| | at Iowa (3) | W | 96-95 |
| | Iowa | L | 87-90 |
| 1971 | Indiana (2) | W | 94-87 |
| 1972 | at Indiana | W | 66-64 |
| | Indiana | L | 76-84 |



| Year | Opponent (#OT) | W/L | Score |
|------|--------------------|-----|-------|
| 1973 | at Marquette (2) | L | 73-75 |
| | at Michigan State | L | 78-79 |
| 1974 | at Marquette | L | 48-49 |
| | at Minnesota | L | 63-64 |
| 1975 | vs. Georgia | L | 89-91 |
| | at Michigan | L | 74-75 |
| | Iowa | W | 86-85 |
| 1976 | Ohio State | W | 82-81 |
| 1977 | Michigan State (3) | W | 87-83 |
| | at Ohio State | L | 80-82 |
| | Iowa (2) | L | 93-94 |
| 1978 | Northern Illinois | W | 74-73 |
| 1979 | Indiana | L | 62-68 |
| 1980 | vs. Nebraska | L | 82-83 |
| | at Minnesota | L | 76-82 |
| | Purdue | L | 60-73 |
| | Michigan | L | 69-73 |
| 1981 | UW-Green Bay (2) | W | 68-66 |
| | Minnesota | W | 60-58 |
| 1984 | Nebraska (2) | L | 69-71 |
| | Illinois | L | 62-63 |
| | at Northwestern | W | 61-60 |
| 1987 | Indiana (3) | L | 85-86 |
| 1988 | Michigan State (2) | W | 78-72 |
| 1989 | Indiana | L | 58-61 |
| | Michigan State | W | 69-64 |

| Year | Opponent (#OT) | W/L | Score |
|------|--------------------|-----|-------|
| 1990 | at Marquette | W | 63-58 |
| | Iowa | W | 73-69 |
| 1991 | at Oregon | W | 72-70 |
| | at Butler (2) | L | 88-94 |
| | Michigan | L | 68-69 |
| | Michigan State (2) | W | 84-78 |
| | Bowling Green | W | 87-79 |
| 1992 | SE Missouri State | W | 82-71 |
| 1993 | Purdue (2) | L | 87-90 |
| 1996 | Temple | W | 57-54 |
| | Minnesota | W | 73-65 |
| 1997 | at Temple | W | 64-57 |
| 1998 | Toledo | W | 73-68 |
| | Illinois | L | 47-53 |
| 1999 | Ohio State | L | 74-78 |
| 2001 | vs. Maryland | W | 78-75 |
| | South Florida | W | 63-61 |
| | at Michigan State | L | 59-69 |

Overtime Record: 50-44-1 (.532)

Double Overtime: 5-7 (.417)

Triple Overtime: 2-1-1 (.625)

Home: 30-25-1 (.545)

Away: 20-19 (.513)

Most Frequent Opp.: Indiana (11), 5-6 (.455)

Comeback Wins

Since 1945 Wisconsin has recorded 31 victories in games in which it has erased a double-figure second-half deficit.

| Date | Opponent | Largest Deficit (Time) | Final Score |
|--|-----------------|--|-------------|
| 3/5/00 | Indiana | 12 points (11:26 and 10:43) | 56-53 |
| 2/23/00 | at Iowa | 13 points (17:06) | 54-45 |
| 1/8/00 | Illinois | 15 points (halftime and 18:47) | 63-59 |
| 11/28/98 | at Rhode Island | 10 points (18:03 and 10:47) | 65-59 |
| 11/21/98 | Virginia | 10 points (18:14) | 66-56 |
| 2/26/97 | Iowa | 11 points (14:38) | 49-48 |
| 2/19/97 | at Penn State | 14 points (16:10) | 49-45 |
| 12/4/96 | at Temple | 10 points (18:35) | 64-57* |
| 1/24/96 | Minnesota | 11 points (halftime) | 73-65* |
| 1/3/96 | Michigan | 12 points (19:50) | 51-46 |
| 12/5/95 | at Wright St. | 12 points (16:55 and 16:11) | 94-91 |
| 1/23/93 | at Michigan St. | 12 points (13:09, 12:31 and 11:56) | 67-66 |
| 2/16/91 | at Iowa | 13 points (5:47) | 56-55 |
| 1/4/89 | Minnesota | 14 points (11:10) | 75-67 |
| 12/1/84 | Washington St. | 10 points (halftime) | 61-59 |
| 11/29/82 | Toledo | 17 points (19:34 and 19:00) | 79-71 |
| 1/26/80 | at Ohio State | 11 points (18:09) | 72-71 |
| 2/2/80 | Ohio State | 13 points (13:47) | 70-67 |
| 1/13/79 | Michigan | 12 points (halftime and 18:48) | 77-66 |
| 1/20/77 | Northwestern | 11 points (16:37) | 61-60 |
| 1/5/76 | Ohio State | 18 points (halftime) | 82-81* |
| <i>(OSU's biggest lead was 47-25 with 3:38 left in first half)</i> | | | |
| 2/3/70 | at Illinois | 12 points (15:43 and 15:16) | 66-65 |
| 2/10/68 | Indiana | 10 points (14:33) | 95-83 |
| 12/16/67 | at Marquette | 10 points (18:18) | 70-62 |
| 2/8/64 | Purdue | 10 points (16:11, 15:20, 14:25 and 13:53) | 81-80 |
| 12/12/59 | Loyola (Ill.) | 10 points (19:10 and 18:24) | 85-67 |
| 3/3/56 | Northwestern | 14 points (19:52) | 76-70 |
| 1/16/50 | Minnesota | 10 points (15:15) | 57-54 |
| 12/4/48 | Marquette | 18 points (17:58) | 67-63* |
| 2/9/48 | Michigan St. | 10 points (halftime) | 51-39 |
| 2/8/47 | Minnesota | 12 points (early 2nd half) | 60-51 |

*overtime

BADGER BUZZER BEATERS

Since 1945, buzzer-beating baskets (last second or as time ran out) have been made 10 times by Wisconsin players. Eight of those occasions resulted in Badger victories, while two others sent games into overtime.

| Date | Opponent (Play description) | Score |
|----------|---|--------|
| 2/5/00 | at Minnesota (Roy Boone 10-foot jumper) | 66-64 |
| 3/6/96 | Penn State (Sean Daugherty 16-footer at buzzer) | 54-52 |
| 2/16/91 | at Iowa (Brian Good three-pointer at buzzer) | 56-55 |
| 11/24/90 | at Oregon (Jay Peters 23-foot three-pointer with 0:01 left won game) | 72-70* |
| 1/22/90 | Minnesota (Patrick Tompkins lay-in at buzzer) | 77-75 |
| 2/27/82 | at Northwestern (Brad Sellers tip-in with 0:01 left) | 61-60 |
| 3/3/79 | Michigan State (Wes Matthews 50-footer at buzzer) | 83-81 |
| 2/24/79 | at Northwestern (Claude Gregory 40-footer at buzzer) | 72-70 |
| 2/13/50 | at Iowa (Don Page made two FTs to send game into OT) | 66-62* |
| 12/4/48 | Marquette (Dale Bowers FT with 0:00 left sent game into OT) | 67-63* |

*overtime



Sean Daugherty (beneath the pile) nailed a 16-foot, buzzer-beating jumper against Penn State that gave the Badgers a 54-52 win and helped clinch a spot in the 1996 NIT.

The Last Time ...

Wisconsin Team

UW ranked in A.P. top 25: 25th (3/12/01)
 UW ranked in coaches' top 25: 24th (3/12/01)
 Played A.P. No. 1-ranked opponent: Lost to Michigan State 64-55 (1/4/79)
 Defeated A.P. No. 1-ranked opponent: Ohio State, 86-67 (3/3/62)
 Played A.P. No. 2-ranked opponent: Lost to Michigan State 53-41 (4/1/00)
 Defeated opponent ranked 3-10 by A.P.: No. 10 LSU 61-48 (3/23/00)
 Defeated opponent ranked 11-25 by A.P.: No. 14 Iowa 67-54 (1/16/01)
 Defeated A.P. top-25 opponent on the road: at No. 14 Iowa 72-52 (1/23/99)

Wisconsin Individuals

Had a triple-double: never
 Had a double-double: Andy Kowske (14-10) vs. Purdue (2/7/01)
 Four players scored in double figures: vs. Purdue (2/7/01)
 Five players scored in double figures: vs. Marquette (12/23/99)
 Six players scored in double figures: vs. Eastern Illinois (12/28/95)
 No Badger scored in double figures: vs. Butler (1/30/01)
 One Badger scored in double figures: vs. Indiana (3/9/01)
 Scored 30-39 points: 30, Sean Mason at Penn State (2/14/98)
 Scored 40 or more points: 42, Michael Finley at Eastern Michigan (12/10/94)
 Two or more Badgers scored 30 points, same game: Joe Franklin (31) and Chuck Nagle (30) vs. Purdue (3/2/68) — only other time this happened in school history was Jack Brens (31) and Ken Siebel (31) vs. Utah (12/28/62)
 Two or more Badgers scored 20 points, same game: Darnell Hoskins (22), Sean Daugherty (21) and Sam Okey (20) at Wright State (12/5/95)
 Perfect at the FT line (10 att.): 12-12, Sean Mason at Penn State (2/14/98)
 Had 15-19 rebounds: 16, Sam Okey at Illinois (1/25/97)
 Had 20-29 rebounds: 25, Joe Chmelich vs. St. Mary's (12/2/76)
 Had 30 or more rebounds: 30, Paul Morrow vs. Purdue (1/3/53)
 Had 10 or more assists: 12, Mike Kelley vs. Maryland (11/29/00)
 Had 5-9 steals: 5, Mike Kelley vs. South Florida (12/30/00)
 Had 10 or more steals: 10, Mike Kelley vs. Texas (12/7/99)
 Had 5-8 blocked shots: 5, Mark Vershaw vs. UW-Milw. (11/23/99)
 Had 9 or more blocked shots: 9, Brad Sellers vs. Toledo (11/29/82)

Wisconsin Team Field Goal Shooting

Shot 50-59 percent: .548 at Illinois (2/13/01)
 Shot 60-69 percent: .615 vs. Iowa (3/5/99)
 Shot 70 percent or better: .744 vs. Army (12/30/79)
 Made 30-39 field goals: 32 vs. Minnesota (1/22/00)
 Made 40-49 field goals: 42 vs. Iowa (3/9/94)
 Made 50 or more field goals: never
 Attempted 60-69 field goals: 60 at Michigan (2/3/01)
 Attempted 70-79 field goals: 70 vs. Rhode Island (12/3/99)
 Attempted 80-89 field goals: 83 vs. Northwestern (1/28/95)
 Attempted 100 or more field goals: 102 vs. South Dakota (12/9/72)

Wisconsin Team 3-Point Field Goal Shooting

Shot 40-49 percent (min. 8 att.): .412 vs. Mich. State (2/27/01)
 Shot 50-59 percent (min. 8 att.): .529 at Illinois (2/13/01)
 Shot 60-69 percent (min. 8 att.): .615 at Northwestern (3/1/00)
 Shot 70-79 percent (min. 8 att.): .706 vs. Michigan (2/16/00)
 Shot 80-89 percent (min. 8 att.): .889 vs. N. Dakota State (12/10/86)
 Shot 90 percent or better (min. 8 att.): .900 at Illinois (1/25/97)
 Made 10-14 3-point field goals: 14 at Temple (12/14/00)
 Made 15 or more 3-point field goals: 15 vs. Missouri (3/19/94)
 Attempted 20-29 3-point field goals: 20 vs. Minnesota (2/21/01)
 Attempted 30-39 3-point field goals: 30 vs. Maryland (11/29/00)
 Attempted 40 or more 3-point field goals: never

Wisconsin Free Throw Shooting

Shot 80-89 percent (min. 12 att.): .829 vs. Iowa (1/16/01)
 Shot 90-99 percent (min. 12 att.): .929 at Indiana (2/24/01)
 Shot 100 percent (min. 12 att.): 12-12 vs. Marquette (12/4/90)
 Made 20-29 free throws: 28 vs. Purdue (2/7/01)
 Made 30-39 free throws: 31 at St. Bonaventure (12/14/96)
 Made 40 or more free throws: 40 vs. Minnesota (1/12/53)
 Attempted 30-39 free throws: 35 vs. Iowa (1/16/01)
 Attempted 40-49 free throws: 40 vs. Purdue (2/7/01)
 Attempted 50-59 free throws: 50 at Indiana (2/12/62)
 Attempted 60 or more free throws: 61 at Michigan (2/21/53)

Wisconsin Scoring

Scored 80-89 points: 85 vs. Minnesota (1/22/00)
 Scored 90-99 points: 94 vs. UW-Milwaukee (12/23/95)
 Scored 100 or more points: 105 vs. Eastern Illinois (12/28/95)

Wisconsin Rebounds

Had 40-49 rebounds: 40 vs. Northwestern (2/18/01)
 Had 50-59 rebounds: 52 vs. Rhode Island (12/3/99)

Wisconsin Assists

Had 20-29 assists: 20 vs. Purdue (3/10/00)
 Had 30 or more assists: 30 vs. Iowa (3/9/94)

Wisconsin Blocked Shots

Had at least 10 blocked shots: 12 vs. Northwestern (3/9/00)

Wisconsin Steals

Had 10-14 steals: 10 at Marquette (12/23/00)
 Had 15 or more steals: 15 vs. Minnesota (1/22/00)

All-time Results

1898-99

Record: 0-3
 Coach: Dr. J.C. Elsom
 J 21 UW-Milw. Alumni.....L....15-25
 F 18 LawrenceL....18-20
 M 4 UW-Milw. Alumni.....L....10-13

1899-1900

Record: 1-1
 Coach: Dr. J.C. Elsom
 F 17 MinnesotaL....15-17
 F 23 Wayland AcademyW25-15

1900-01

Record: 1-1
 Coach: Dr. J.C. Elsom
 J 18 Wayland AcademyW35-22
 F 23 MinnesotaL....15-42

1901-02


Record: 7-3
 Coach: Dr. J.C. Elsom
 D 13 Lewis InstituteW32-21
 D 14 Armour InstituteW20-14
 D 27 UW-MilwaukeeW37-18
 J 1 Yale (N1)L....20-35
 J 4 UW-Milw. AlumniW48-12
 J 11 La Crosse YMCA.....W59-16
 J 25 LawrenceW51-20
 F 15 Sun PrairieW18-9
 F 22 MinnesotaL....10-30
 M 7 RiponL....21-28
 N1 — at Milwaukee

1902-03

Record: 5-2
 Coach: Dr. J.C. Elsom
 N 28 Sheboygan YMCAW45-16
 D 19 Dubuque YMCAW34-14
 F 21 MinnesotaL....11-33
 F 28 Co. E Fond du Lac.....L....17-21
 M 6 Duluth YMCAW42-16
 M 7 UW-SuperiorW27-9
 M 13 Wausau YMCAW37-33

STEINMETZ GOES FOR 50 POINTS

Not many players can say they scored two-thirds of their team's points in a game. Early 20th century Badger star guard Chris Steinmetz accomplished this when he poured in 50 of Wisconsin's 75 points in a 75-10 victory over Co. G Sparta on Dec. 2, 1904.



The Red Gym was the home of Badger basketball until the UW Field House was built in 1930. The building was recently refurbished and now houses the Campus Assistance and Visitor Center.

1903-04

Record: 11-4
 Coach: Dr. J.C. Elsom
 N 27 Sheboygan.....W26-24
 N 28 Milwaukee ACL....18-30
 D 19 Chicago YMCAL....19-62
 D 29 Milwaukee West HS...W27-20
 F 5 Oshkosh YMCAW39-28
 F 6 Co. E Fond du Lac...W25-21
F 20 Milwaukee ACW ..35-13
 F 27 N'western Coll. (WI) .W41-31
 M 1 GrinnellW30-28
 M 2 Highland ParkW29-21
 M 3 Sioux City YMCA.....L....16-44
 M 4 Nebraska Wesleyan ...W47-32
 M 5 NebraskaL....22-25
M 11 Co. G MadisonW ..22-15
 M 18 Co. F PortageW48-17

1904-05

Record: 10-8
 Coach: Emmett Angell
 D 2 Co. G SpartaW75-10
 D 3 UW-La CrosseW54-16
 D 27 Sheboygan.....W45-28
 D 28 Co. G AppletonW26-12
 D 29 Co. F OcontoW55-17
 D 30 Two Rivers ACL....30-31
J 7 Beloit.....W80-10
 J 12 Ohio StateL....22-25
 J 13 Rochester.....W26-17
 J 14 Wash. Continentals ...L....22-26
 J 16 Co. E New YorkL....27-34
 J 17 ColumbiaL....15-21
 J 18 Institute ACL....20-34

J 19 Sharon ACW41-31
 J 20 Buckland GuardsL....31-34
 J 21 OberlinL....31-41
 M 3 Co. F PortageW52-28
 M 17 ChicagoW29-24

1905-06

Record: 12-2; Big Ten 6-2 (2nd)
 Coach: Emmett Angell
 D 14 Manitowoc.....W35-25
 D 15 MenashaW30-22
 D 16 UW-Oshkosh.....W30-21
J 13 LawrenceW ..25-20
 J 19 Armour Institute.....W37-15
 J 20 PurdueW34-14
F 3 PurdueW ..31-15
F 23 MinnesotaW ..31-24
 M 2 ChicagoL....18-35
 M 3 IllinoisW36-32
M 9 ChicagoW ..22-19
M 10 Illinois #W 1-0
M 16 Co. C HudsonW ..31-20
 M 17 MinnesotaL....10-16
 # — forfeit

1906-07

BIG TEN CO-CHAMPIONS
 Record: 11-3; Big Ten 6-2 (T1st)
 Coach: Emmett Angell
D 8 MiltonW ..38-14
D 14 RiponW ..41-20
J 4 ColumbiaL .. 9-30
 J 11 UW-Stout.....W29-19
 J 12 MinnesotaL....11-18
 J 18 Beloit.....W38-11

J 19 IllinoisW22-16
 J 25 Purdue.....W33-27
 J 26 ChicagoL....14-24
F 1 IllinoisW ..47-13
F 21 Nebraska.....W ..35-31
M 6 ChicagoW ..22-11
M 9 MinnesotaW ..31-20
M 15 PurdueW ..37-10

1907-08

BIG TEN CO-CHAMPIONS
 Record: 10-2; Big Ten 7-1 (T1st)
 Coach: Emmett Angell
D 14 Beloit.....W38-13
D 20 Wisconsin Alumni W ..42-22
 J 17 Purdue.....W28-24
 J 18 IllinoisW28-20
J 23 PurdueW ..34-13
J 25 ChicagoW ..37-17
J 31 MinnesotaW ..29-16
 F 28 ChicagoL....19-24
M 3 Nebraska.....W34-4
 M 7 MinnesotaW34-14
M 9 IllinoisW ..27-14
M 12 Chicago #L ..16-18
 # — Big Ten title playoff game, Madison

1908-09

Record: 8-4; Big Ten 5-4 (3rd)
 Coach: Haskell Noyes
D 19 LawrenceW ..53-13
J 8 RiponW ..36-10
J 13 Beloit.....W52-4
 J 15 PurdueL....20-23
 J 16 IllinoisL....19-28

All-time Results (cont.)

| | | | |
|------|-----------|--------|-----------|
| J 23 | Illinois |W | ..20-10 |
| J 30 | Minnesota |W |14-13 |
| F 6 | Chicago |L | ..15-18 |
| F 27 | Purdue |W |29-6 |
| M 1 | Iowa |W |30-9 |
| M 6 | Chicago |L |4-18 |
| M 9 | Minnesota |W |37-14 |

1909-10

Record: 9-5; Big Ten 7-5 (3rd)
Coach: Haskell Noyes

| | | | |
|------|--------------|--------|-----------|
| D 15 | Beloit |W |24-9 |
| D 17 | Ripon |W |32-5 |
| J 8 | Northwestern |W |55-9 |
| J 21 | Illinois |L |14-34 |
| J 22 | Purdue |L |17-29 |
| J 25 | Illinois |W |28-16 |
| J 28 | Chicago |L |14-16 |
| J 29 | Indiana |L |11-13 |
| F 5 | Minnesota |W |24-14 |
| F 25 | Minnesota |L |9-16 |
| F 26 | Northwestern |W |39-11 |
| M 5 | Chicago |W |11-10 |
| M 7 | Indiana |W |33-8 |
| M 12 | Purdue |W |38-14 |

1910-11

Record: 9-6; Big Ten 6-6 (5th)
Coach: Haskell Noyes

| | | | |
|------|--------------|--------|-----------|
| D 10 | Beloit |W |32-9 |
| D 17 | Ripon |W |43-8 |
| J 7 | Lawrence |W |39-9 |
| J 13 | Purdue |L |16-34 |
| J 14 | Northwestern |W |29-9 |
| J 21 | Illinois |W |20-17 |
| J 28 | Chicago |W |46-22 |
| F 3 | Indiana |W |51-9 |
| F 4 | Minnesota |L |16-17 |
| F 24 | Purdue |W |45-17 |
| M 1 | Minnesota |L |13-21 |
| M 4 | Chicago |L |22-24 |
| M 8 | Northwestern |W |23-11 |
| M 10 | Indiana |L |18-21 |
| M 11 | Illinois |L |18-21 |

1911-12

HELMS FOUNDATION NATIONAL CHAMPS
BIG TEN CO-CHAMPIONS
Record: 15-0; Big Ten 12-0 (T1st)
Coach: Walter Meanwell

| | | | |
|------|----------------|--------|-----------|
| D 9 | Beloit |W |31-18 |
| D 16 | Ripon |W |54-13 |
| D 20 | Beloit |W |20-12 |
| J 5 | Iowa |W |38-12 |
| J 6 | Northwestern |W |32-19 |
| J 13 | Illinois |W |27-10 |
| J 20 | Minnesota |W |22-12 |
| J 27 | Chicago |W |18-15 |
| F 12 | Iowa |W |30-5 |
| F 17 | Indiana |W |51-10 |
| F 24 | Northwestern |W |46-11 |
| M 2 | Chicago |W |34-24 |
| M 9 | Minnesota (OT) |W |29-26 |
| M 15 | Illinois |W |23-15 |
| M 16 | Indiana |W |32-21 |

1912-13


BIG TEN CHAMPIONS
Record: 14-1; Big Ten 11-1 (1st)
Coach: Walter Meanwell

| | | | |
|------|-------------|--------|-----------|
| D 7 | Ripon |W |40-13 |
| D 12 | Beloit |W |33-10 |
| D 18 | Lake Forest |W |44-15 |
| J 11 | Illinois |W |16-15 |
| J 13 | Purdue |W |25-15 |
| J 18 | Minnesota |W |19-11 |
| J 21 | Ohio State |W |22-11 |
| J 25 | Chicago |W |31-18 |
| F 13 | Indiana |W |30-19 |
| F 15 | Ohio State |W |27-22 |
| F 21 | Illinois |W |18-13 |
| F 25 | Minnesota |W |29-11 |
| F 27 | Indiana |W |48-10 |
| M 1 | Purdue |W |22-19 |
| M 7 | Chicago |L |10-23 |

1913-14

HELMS FOUNDATION NATIONAL CHAMPS
BIG TEN CHAMPIONS
Record: 15-0; Big Ten 12-0 (1st)
Coach: Walter Meanwell

| | | | |
|------|--------------|--------|-----------|
| D 13 | Knox |W |48-15 |
| D 18 | Beloit |W |45-15 |
| J 6 | Parsons |W |50-0 |
| J 10 | Illinois |W |26-25 |
| J 12 | Indiana |W |57-15 |
| J 17 | Minnesota |W |28-7 |
| J 24 | Chicago |W |16-14 |
| F 10 | Northwestern |W |38-9 |



MR. VERSATILITY

Emmett Angell led the Badgers to a runner-up finish as a player-coach in the inaugural season of Big Ten basketball (1906). Angell averaged 6.9 points per game as the Badgers rolled up a 12-2 overall record and 6-2 league mark, good for second place behind Minnesota. Angell coached Wisconsin to a 43-15 (.741) record (including the school's first two league titles in 1907 and 1908) in four seasons (1905-08). Angell also was a driving force in establishing basketball at Wisconsin and in the Western Conference (now the Big Ten).

| | | | |
|------|--------------|--------|-----------|
| F 13 | Purdue (OT) |W |25-20 |
| F 17 | Northwestern |W |33-26 |
| F 20 | Illinois |W |29-16 |
| F 24 | Indiana |W |46-24 |
| F 28 | Minnesota |W |27-9 |
| M 6 | Chicago |W |25-18 |
| M 10 | Purdue |W |27-13 |

1914-15

Record: 13-4; Big Ten 8-4 (3rd)
Coach: Walter Meanwell

| | | | |
|------|----------------|--------|-----------|
| D 11 | Beloit |W |28-16 |
| D 14 | Arkansas State |W |45-7 |
| D 18 | Lawrence |W |29-21 |
| J 2 | UW-Milwaukee |W |21-10 |
| J 5 | Grinnell |W |41-19 |
| J 9 | Indiana |W |39-18 |

| | | | |
|------|-------------|--------|-----------|
| J 11 | Purdue (OT) |W |28-24 |
| J 16 | Minnesota |W |23-20 |
| J 18 | Indiana |W |47-15 |
| J 23 | Chicago |L |19-24 |
| F 8 | Illinois |L |19-39 |
| F 13 | Illinois |L |17-19 |
| F 16 | Ohio State |W |26-17 |
| F 19 | Purdue |W |26-21 |
| F 27 | Minnesota |W |31-7 |
| M 6 | Ohio State |W |23-12 |
| M 12 | Chicago |L |18-30 |

1915-16

HELMS FOUNDATION NATIONAL CHAMPS
BIG TEN CHAMPIONS
Record: 20-1; Big Ten 11-1 (1st)
Coach: Walter Meanwell

| | | | |
|------|---------------------|--------|-----------|
| D 10 | Beloit |W |38-11 |
| D 15 | Lawrence |W |46-16 |
| D 30 | Ripon |W |27-15 |
| D 30 | Ripon Reserves |W |41-7 |
| D 31 | UW-Milwaukee |W |51-12 |
| J 1 | UW-Milwaukee Alumni |W |24-18 |
| J 1 | UW-Milwaukee |W |39-8 |
| J 3 | Wabash |W |24-14 |
| J 8 | Purdue |W |33-17 |
| J 10 | Iowa (OT) |W |36-31 |
| J 15 | Minnesota |W |31-11 |
| J 18 | Northwestern |W |22-18 |
| J 22 | Illinois |L |20-27 |
| J 29 | Chicago |W |29-18 |
| F 14 | Neb. Wesleyan |W |25-20 |
| F 19 | Illinois |W |34-14 |
| F 25 | Purdue |W |35-22 |
| F 28 | Iowa |W |39-17 |
| M 4 | Minnesota |W |32-14 |
| M 8 | Chicago |W |24-12 |
| M 11 | Northwestern |W |24-21 |

1916-17

Record: 15-3; Big Ten 9-3 (4th)
Coach: Walter Meanwell

| | | | |
|------|---------------------|--------|-----------|
| D 9 | Beloit |W |58-11 |
| D 13 | Ripon |W |30-17 |
| D 16 | North Central (IL) |W |50-21 |
| D 20 | Lawrence |W |41-14 |
| D 21 | UW-Milwaukee M Club |W |35-23 |
| J 3 | Ripon |W |24-20 |
| J 6 | Ohio State |W |30-22 |
| J 8 | Northwestern (OT) |W |29-21 |

Walter "Doc" Meanwell (left) coached the Badgers to a remarkable 246-99-1 (.712) record and eight Big Ten titles in 20 seasons. One of Meanwell's stars was Otto Stangel (below), who scored a then league-record 177 points as the Badgers went 15-0 overall and won the 1912 Big Ten Championship.



All-time Results (cont.)

| | | | |
|------|--------------|---|-------|
| J 13 | Minnesota | L | 25-33 |
| J 20 | Illinois | W | 25-14 |
| J 26 | Chicago | L | 13-21 |
| F 12 | Northwestern | W | 23-21 |
| F 17 | Ohio State | W | 40-15 |
| F 24 | Illinois | L | 17-20 |
| M 3 | Chicago | W | 25-16 |
| M 6 | Indiana | W | 29-14 |
| M 10 | Minnesota | W | 16-13 |
| M 15 | Indiana | W | 18-16 |

1917-18

BIG TEN CHAMPIONS

Record: 14-3; Big Ten 9-3 (1st)

Coach: Guy Lowman

| | | | |
|------|--------------------|---|-------|
| D 8 | Beloit | W | 26-21 |
| D 13 | Ripon | W | 33-13 |
| D 15 | North Central (IL) | W | 18-13 |
| D 19 | Marquette | W | 15-14 |
| J 2 | Ripon | W | 35-16 |
| J 5 | Northwestern | L | 17-33 |
| J 8 | Iowa | W | 36-22 |
| J 19 | Illinois | W | 22-21 |
| J 21 | Iowa | W | 34-19 |
| J 26 | Purdue | W | 21-16 |
| F 16 | Chicago | L | 21-23 |
| F 23 | Illinois | W | 23-15 |
| M 2 | Minnesota | W | 18-17 |
| M 7 | Northwestern | W | 26-18 |
| M 9 | Chicago | W | 16-13 |
| M 13 | Purdue | W | 24-18 |
| M 16 | Minnesota | L | 11-19 |

1918-19

Record: 5-11; Big Ten 3-9 (10th)

Coach: Guy Lowman

| | | | |
|------|-----------------|---|-------|
| D 27 | Camp Grant (OT) | W | 16-15 |
| D 28 | Great Lakes | L | 14-43 |
| D 30 | UW-Milwaukee | W | 39-18 |
| J 4 | Great Lakes | L | 12-14 |
| J 11 | Northwestern | L | 15-20 |
| J 18 | Minnesota | L | 11-38 |
| J 25 | Illinois | L | 15-25 |
| F 1 | Chicago | L | 19-24 |
| F 10 | Iowa | W | 29-18 |
| F 15 | Illinois | L | 14-16 |
| F 22 | Northwestern | L | 23-32 |
| F 24 | Indiana | W | 29-16 |
| M 1 | Minnesota | L | 12-23 |
| M 8 | Chicago | W | 25-15 |
| M 10 | Iowa | L | 27-29 |
| M 15 | Indiana | L | 12-22 |

1919-20

Record: 15-5; Big Ten 7-5 (5th)

Coach: Guy Lowman

| | | | |
|------|----------------|---|-------|
| D 5 | UW-River Falls | W | 36-17 |
| D 13 | Ripon (OT) | W | 19-16 |
| D 16 | Beloit | W | 33-11 |
| D 19 | Ripon | W | 20-13 |
| D 20 | UW-Oshkosh | W | 17-7 |
| J 1 | UW-Milwaukee | W | 36-10 |
| J 3 | Great Lakes | W | 27-19 |
| J 5 | Iowa | W | 35-18 |
| J 10 | Great Lakes | W | 33-15 |
| J 17 | Chicago | L | 19-37 |
| J 19 | Iowa | L | 20-21 |

| | | | |
|------|------------|---|-------|
| J 24 | Illinois | L | 20-43 |
| J 31 | Minnesota | W | 28-12 |
| F 14 | Michigan | W | 40-13 |
| F 21 | Illinois | W | 33-29 |
| F 24 | Ohio State | W | 31-27 |
| F 28 | Minnesota | L | 26-32 |
| M 6 | Michigan | L | 20-23 |
| M 8 | Ohio State | W | 34-22 |
| M 12 | Chicago | W | 26-17 |

1920-21

BIG TEN CO-CHAMPIONS

Record: 13-4; Big Ten 8-4 (T1st)

Coach: Walter Meanwell

| | | | |
|------|------------------|---|-------|
| D 10 | Knox | W | 29-16 |
| D 12 | UW-River Falls | W | 28-8 |
| D 17 | UW-La Crosse | W | 24-12 |
| D 18 | Marquette | W | 23-18 |
| D 29 | South Dakota St. | W | 24-11 |
| J 3 | Northwestern | L | 12-13 |
| J 8 | Michigan | W | 27-24 |
| J 15 | Chicago | L | 27-39 |
| J 22 | Illinois | W | 23-18 |
| J 24 | Michigan | W | 25-17 |
| J 29 | Minnesota | L | 21-22 |
| F 12 | Northwestern | W | 22-10 |
| F 19 | Illinois | L | 9-17 |
| F 21 | Ohio State | W | 40-21 |
| F 26 | Chicago | W | 25-19 |
| M 5 | Minnesota | W | 18-12 |
| M 8 | Ohio State | W | 34-24 |

1921-22

Record: 14-5; Big Ten 8-4 (T2nd)

Coach: Walter Meanwell

| | | | |
|------|-----------------|---|-------|
| D 10 | Michigan State | W | 27-13 |
| D 16 | Butler | L | 20-26 |
| D 17 | Ripon | W | 27-17 |
| D 20 | Knox | W | 15-9 |
| D 22 | UW-Milw. M Club | W | 23-19 |
| D 23 | UW-La Crosse | W | 24-21 |
| J 3 | Nebraska | W | 27-14 |
| J 7 | Iowa | W | 18-15 |
| J 9 | Northwestern | W | 21-9 |
| J 14 | Michigan (OT) | W | 18-16 |
| J 21 | Minnesota | L | 15-17 |
| F 10 | Illinois | W | 25-23 |
| F 13 | Iowa | L | 18-24 |
| F 18 | Michigan | L | 17-18 |

CAREER HIGHS

The longest winning streak in Wisconsin history (29 games) was put together by the 1911-12 and 1912-13 teams. The '11-12 club went 15-0 and the '12-13 squad won its first 14 games before dropping its season finale at the University of Chicago.

| | | | |
|------|--------------|---|-------|
| F 22 | Northwestern | W | 23-11 |
| F 27 | Illinois | L | 35-37 |
| M 4 | Minnesota | W | 34-20 |
| M 8 | Chicago | W | 24-17 |
| M 11 | Chicago | W | 31-24 |

1922-23

BIG TEN CO-CHAMPIONS

Record: 12-3; Big Ten 11-1 (T1st)

Coach: Walter Meanwell

| | | | |
|------|--------------|---|-------|
| D 15 | Butler | L | 13-20 |
| D 19 | Lombard | W | 37-9 |
| J 3 | Marquette | L | 8-9 |
| J 6 | Northwestern | W | 21-10 |
| J 8 | Indiana | W | 17-10 |
| J 13 | Chicago | W | 24-11 |
| J 20 | Minnesota | W | 24-12 |
| F 6 | Purdue | L | 13-17 |
| F 14 | Michigan | W | 18-15 |
| F 19 | Michigan | W | 16-11 |
| F 24 | Purdue | W | 20-19 |
| M 3 | Minnesota | W | 36-10 |
| M 5 | Northwestern | W | 29-17 |
| M 10 | Chicago | W | 33-11 |
| M 12 | Indiana | W | 35-17 |

1923-24

BIG TEN CO-CHAMPIONS

Record: 11-5-1; Big Ten 8-4 (T1st)

Coach: Walter Meanwell

| | | | |
|------|------------------|---|-------|
| D 8 | Milliken | W | 53-13 |
| D 14 | DePauw (30T) | T | 25-25 |
| D 19 | Marquette | W | 27-7 |
| J 2 | Franklin College | L | 18-21 |
| J 5 | Indiana | W | 23-21 |
| J 12 | Northwestern | W | 25-10 |
| J 14 | Indiana | W | 28-27 |
| J 26 | Chicago | L | 18-35 |
| F 12 | Butler | W | 25-23 |
| F 16 | Illinois | W | 13-12 |
| F 23 | Ohio State | L | 13-27 |
| F 25 | Illinois | L | 20-31 |
| M 1 | Northwestern | W | 23-14 |
| M 3 | Ohio State | W | 30-20 |
| M 8 | Iowa | L | 19-22 |
| M 11 | Iowa | W | 36-26 |
| M 15 | Chicago | W | 30-14 |

1924-25

Record: 6-11; Big Ten 3-9 (9th)

Coach: Walter Meanwell

| | | | |
|------|------------------|---|-------|
| D 12 | Wabash | W | 21-20 |
| D 19 | Butler | L | 16-22 |
| D 22 | Grinnell | W | 29-15 |
| J 6 | DePauw | W | 27-22 |
| J 10 | Minnesota | L | 14-16 |
| J 13 | Ohio State | L | 20-27 |
| J 19 | Michigan | L | 12-14 |
| J 24 | Minnesota | L | 14-25 |
| F 11 | Franklin College | L | 11-26 |
| F 16 | Iowa | W | 16-15 |
| F 21 | Illinois | L | 25-35 |
| F 23 | Purdue | L | 22-30 |
| F 28 | Michigan | L | 16-27 |
| M 3 | Iowa | W | 25-23 |
| M 9 | Illinois | W | 24-9 |

| | | | |
|------|------------|---|-------|
| M 12 | Purdue | L | 26-32 |
| M 14 | Ohio State | L | 23-37 |

1925-26

Record: 8-9; Big Ten 4-8 (T8th)

Coach: Walter Meanwell

| | | | |
|------|------------------|---|-------|
| D 7 | North Dakota St. | L | 11-16 |
| D 12 | South Dakota St. | W | 48-9 |
| D 18 | Marquette | W | 42-26 |
| J 2 | DePauw | W | 32-31 |
| J 5 | Minnesota | W | 36-24 |
| J 11 | Indiana | W | 33-31 |
| J 16 | Chicago | L | 15-17 |
| J 23 | Northwestern | W | 35-27 |
| F 5 | Butler | W | 31-24 |
| F 13 | Chicago | W | 26-23 |
| F 16 | Northwestern | L | 26-36 |
| F 20 | Purdue | L | 21-29 |
| F 22 | Michigan | L | 13-22 |
| F 26 | Purdue | L | 31-32 |
| M 1 | Michigan (OT) | L | 23-24 |
| M 5 | Minnesota | L | 19-31 |
| M 9 | Indiana | L | 20-35 |

1926-27

Record: 10-7; Big Ten 7-5 (T4th)

Coach: Walter Meanwell

| | | | |
|------|------------------|---|-------|
| D 17 | Franklin College | L | 24-27 |
| D 22 | Marquette | W | 29-26 |
| D 30 | DePauw | W | 24-20 |
| J 3 | Syracuse (N1) | W | 31-24 |
| J 8 | Indiana | L | 23-28 |
| J 10 | Ohio State | W | 25-16 |
| J 15 | Northwestern | W | 28-18 |
| J 17 | Chicago (OT) | W | 33-30 |
| J 22 | Northwestern | W | 25-24 |
| F 8 | Notre Dame | L | 14-19 |
| F 12 | Chicago | W | 31-20 |
| F 19 | Ohio State | L | 16-20 |
| F 22 | Iowa | W | 24-21 |
| F 26 | Indiana | L | 23-31 |
| F 28 | Illinois | L | 28-32 |
| M 5 | Illinois | W | 39-13 |
| M 11 | Iowa | L | 17-26 |

N1 — at Cleveland, Ohio

THE SHUTOUT

The only shutout in Big Ten basketball history occurred when Wisconsin defeated Parsons 50-0 in Madison on Jan. 6, 1914. The "perfect game" was just part of a perfect season during which Walter Meanwell's Badgers went 15-0.

All-time Results (cont.)

1927-28

Record: 13-4; Big Ten 9-3 (T3rd)
Coach: Walter Meanwell

| | | |
|-------------|---------------------------|------------------|
| D 10 | Coe | W ..18-6 |
| D 16 | Butler | W ..25-18 |
| D 19 | DePauw | W ..32-17 |
| J 2 | Oregon State | W ..36-21 |
| J 7 | Ohio State | W ..30-13 |
| J 9 | Michigan | W ..26-22 |
| J 14 | Minnesota | W ..35-26 |
| J 16 | Illinois | L ..33-34 |
| F 7 | Notre Dame | L ..14-21 |
| F 11 | Minnesota | W ..38-18 |
| F 18 | Ohio State | W ..21-18 |
| F 20 | Iowa | W ..31-21 |
| F 23 | Purdue | W ..28-22 |
| F 25 | Purdue | L ..15-31 |
| M 3 | Iowa | W ..20-17 |
| M 5 | Michigan | L ..19-42 |
| M 9 | Illinois | W ..32-22 |

1928-29

BIG TEN CO-CHAMPIONS
Record: 15-2; Big Ten 10-2 (T1st)
Coach: Walter Meanwell


| | | |
|-------------|------------------------------|------------------|
| D 10 | Franklin College .. | W ..37-19 |
| D 15 | Pittsburgh (N1) | W ..34-24 |
| D 29 | Lombard | W ..29-12 |
| J 1 | Carleton | W ..32-24 |
| J 5 | Minnesota | W ..29-21 |
| J 7 | Michigan | L ..23-31 |
| J 12 | Chicago | W ..33-21 |
| J 14 | Indiana | W ..24-20 |
| J 19 | Minnesota | W ..39-17 |
| J 21 | Purdue | W ..31-26 |
| F 12 | Bradley | W ..48-22 |
| F 16 | Indiana | W ..27-25 |
| F 18 | Northwestern | W ..37-23 |
| F 23 | Northwestern | W ..31-25 |
| F 25 | Purdue | W ..27-24 |
| M 4 | Michigan | L ..22-37 |
| M 9 | Chicago | W ..19-15 |

N1 — at Milwaukee

1929-30

Record: 15-2; Big Ten 8-2 (2nd)
Coach: Walter Meanwell

| | | |
|-------------|---------------------------|------------------|
| D 14 | Monmouth | W ..28-10 |
| D 19 | Carleton | W ..27-18 |
| D 28 | Lombard | W ..22-11 |
| D 31 | Iowa State | W ..34-17 |
| J 4 | Northwestern | L ..14-23 |
| J 11 | Ohio State | W ..32-25 |
| J 18 | Illinois | W ..14-9 |
| J 20 | Chicago | W ..33-23 |
| J 23 | Indiana (OT) | W ..23-21 |
| F 8 | Carroll | W ..22-13 |
| F 11 | Marquette | W ..29-15 |
| F 13 | Marquette | W ..29-22 |
| F 15 | Northwestern | W ..29-22 |
| F 22 | Chicago | L ..21-23 |
| F 24 | Illinois | W ..23-17 |
| M 3 | Ohio State | W ..32-23 |
| M 8 | Indiana | W ..34-23 |



The Wisconsin Field House, shown here under construction, opened in 1930. The facility was one of the last buildings constructed before the stock market crash of 1929. It cost \$453,756 and remained the home to Badger basketball until 1998.

1930-31

Record: 8-9; Big Ten 4-8 (T7th)
Coach: Walter Meanwell

| | | |
|-------------|----------------------------|------------------|
| D 13 | Carroll | W ..17-14 |
| D 18 | Pennsylvania | W ..25-12 |
| D 22 | Missouri | W ..37-9 |
| D 30 | Marquette | L ..14-16 |
| J 5 | Illinois | W ..12-9 |
| J 10 | Ohio State | L ..19-29 |
| J 12 | Michigan | L ..17-23 |
| J 17 | Iowa | W ..24-13 |
| J 19 | Minnesota | L ..26-28 |
| J 24 | Illinois | W ..30-20 |
| F 9 | Washington U. | W ..39-9 |
| F 14 | Minnesota | L ..15-42 |

| | | |
|-------------|-------------------------|------------------|
| F 16 | Iowa | L ..17-19 |
| F 21 | Purdue | L ..27-46 |
| F 23 | Ohio State | W ..28-24 |
| F 28 | Michigan | L ..15-26 |
| M 2 | Purdue | L ..17-24 |

1931-32

Record: 8-10; Big Ten 3-9 (T8th)
Coach: Walter Meanwell

| | | |
|-------------|--------------------------------|------------------|
| D 11 | Brigham Young | W ..30-16 |
| D 15 | Pittsburgh | W ..30-29 |
| D 21 | Marquette | L ..23-26 |
| D 30 | Maryland (OT) | W ..32-30 |
| J 4 | at Northwestern (OT) .. | L ..30-31 |
| J 9 | Michigan | L ..18-24 |
| J 11 | Purdue | L ..22-38 |
| J 16 | Chicago | W ..24-18 |
| J 18 | Northwestern | L ..24-28 |
| F 8 | Marquette | W ..18-16 |
| F 10 | Butler | W ..28-17 |
| F 15 | Indiana | L ..21-33 |
| F 20 | Minnesota | L ..17-43 |
| F 22 | Chicago | W ..34-23 |
| F 27 | Purdue | L ..21-28 |
| F 29 | Michigan | L ..13-33 |
| M 5 | Indiana | W ..35-26 |
| M 7 | Minnesota | L ..21-23 |

1932-33

Record: 7-13; Big Ten 4-8 (8th)
Coach: Walter Meanwell

| | | |
|-------------|------------------------|------------------|
| D 10 | Carleton | L ..29-34 |
| D 17 | Marquette | L ..16-18 |
| D 22 | Maryland | W ..22-13 |

| | | |
|-------------|------------------------------|------------------|
| D 30 | Michigan State | W ..26-16 |
| J 3 | Marquette | L ..16-22 |
| J 7 | Chicago | W ..26-17 |
| J 9 | Iowa | W ..21-19 |
| J 14 | Indiana (OT) | W ..38-37 |
| J 16 | Northwestern | L ..22-40 |
| F 3 | Loyola (IL) | W ..28-26 |
| F 6 | Ohio State | L ..30-31 |
| F 11 | Illinois | L ..25-38 |
| F 13 | Iowa | L ..25-31 |
| F 18 | Indiana (OT) | L ..28-29 |
| F 20 | Illinois | L ..15-29 |
| F 25 | Northwestern | L ..28-30 |
| F 27 | UW-Stevens Point | L ..24-28 |
| M 4 | Ohio State | L ..20-37 |
| M 6 | Chicago | W ..28-16 |
| M 7 | Loyola (IL) | L ..24-39 |

1933-34

Record: 14-6; Big Ten 8-4, (T2nd)
Coach: Walter Meanwell

| | | |
|-------------|------------------------------|------------------|
| D 4 | Ripon | W ..47-18 |
| D 8 | Carleton | W ..38-18 |
| D 11 | Carroll | W ..44-17 |
| D 16 | Marquette | W ..32-30 |
| D 20 | UW-Stevens Point | W ..35-10 |
| D 30 | Butler | W ..37-27 |
| J 2 | Marquette | L ..26-28 |
| J 6 | Illinois | L ..17-20 |
| J 8 | Iowa | L ..26-32 |
| J 13 | Michigan | W ..34-23 |
| J 15 | Purdue | L ..26-27 |
| F 5 | Michigan State | L ..22-23 |
| F 10 | Minnesota | W ..31-30 |

FIELD HOUSE FIGHTS

In addition to being the home of the Wisconsin basketball team, the UW Field House hosted home Badger boxing matches for 28 years. Wisconsin dominated the NCAA boxing scene in those days, winning eight national championships.

All-time Results (cont.)

F 12 Ohio StateW .42-23
F 17 IllinoisW .28-22
 F 19 MichiganW .32-26
 F 24 Ohio StateW .44-38
 F 26 PurdueL .25-37
M 3 IowaW .35-32
M 5 MinnesotaW .34-23

1934-35

BIG TEN CO-CHAMPIONS

Record: 15-5; Big Ten 9-3 (T1st)

Coach: Harold Foster

N 30 Franklin College ..W .34-11
D 7 CarletonW .27-26
D 10 WabashW .33-20
D 15 MarquetteW .29-20
 D 22 MarquetteL .25-33
D 29 PittsburghL .27-31
D 31 Michigan St. (OT)..W .23-21
J 5 PurdueL .18-19
J 7 NorthwesternW .16-9
 J 12 IndianaW .30-23
J 14 MichiganW .34-20
 J 19 NorthwesternL .31-36
J 21 MinnesotaW .38-31
F 9 DePauwW .28-27
F 11 ChicagoW .26-24
F 16 Indiana (OT)W .37-27
 F 18 MinnesotaW .28-27
 F 23 MichiganW .33-19
 M 2 ChicagoW .48-25
 M 4 PurdueL .24-43

1935-36

Record: 11-9; Big Ten 4-8 (8th)

Coach: Harold Foster

D 2 DePauwW .18-16
D 6 Michigan StateW .26-21
D 9 HamlineW .29-20
D 14 MarquetteW .35-22
 D 21 MarquetteW .46-21
 D 23 DePaulL .22-27
J 1 WashburnW .36-27
J 4 Ohio StateL .23-44
 J 6 Chicago (OT).....W .38-36
J 11 IllinoisL .27-29
J 13 IowaW .27-21
J 20 IndianaL .24-26
F 8 Butler.....W .28-24
F 10 Ohio StateW .34-25
 F 15 IllinoisL .20-36
 F 17 IowaL .25-32
 F 22 IndianaL .21-54
F 24 NorthwesternL .28-33
F 29 ChicagoW .40-32
 M 2 NorthwesternL .26-49

1936-37

Record: 8-12; Big Ten 3-9 (T8th)

Coach: Harold Foster

D 4 Ball StateW .38-33
D 7 North DakotaW .42-25
D 12 MarquetteW .29-21
 D 19 MarquetteW .35-29
 D 21 PittsburghL .30-41
 D 23 ButlerL .23-43
D 30 DePaulL .17-33

J 4 PurdueL .30-43
J 9 IllinoisL .28-31
 J 11 Ohio StateL .22-28
J 16 MichiganL .31-43
J 18 IowaW .29-23
F 6 Michigan StateW .22-17
F 8 Ohio State (OT) ...W .35-33
F 13 MinnesotaL .32-37
 F 20 IowaL .35-43
 F 22 IllinoisL .31-48
 F 27 MinnesotaL .17-30
M 1 PurdueW .46-43
 M 6 MichiganL .27-41

1937-38

Record: 10-10; Big Ten 5-7 (7th)

Coach: Harold Foster

D 4 MarquetteL .21-32
D 6 North DakotaW .41-22
D 11 PittsburghW .44-36
 D 13 Notre DameL .31-33
 D 18 MarquetteL .32-38
D 31 MissouriW .40-29
 J 3 NorthwesternL .38-47
J 8 MinnesotaW .35-28
J 10 ChicagoW .50-27
 J 15 PurdueL .34-40
J 17 MichiganW .39-30
F 5 Michigan StateW .30-27
 F 7 IndianaL .44-47
F 12 NorthwesternL .23-27
 F 14 ChicagoW .46-32
F 19 PurdueL .39-46
 F 21 MichiganL .29-58
 F 23 PennsylvaniaW .52-44
F 28 IndianaW .34-32
 M 5 MinnesotaL .28-35

1938-39

Record: 10-10; Big Ten 4-8 (7th)

Coach: Harold Foster

D 2 BeloitW .41-26
D 5 MarquetteW .27-26
D 10 Notre DameW .45-39
 D 17 MarquetteL .27-46
 D 19 ButlerL .21-24
 D 20 Xavier (OH)W .27-26
J 2 DetroitW .34-27
J 7 IowaW .28-24
J 9 ChicagoL .18-28
 J 14 IndianaL .19-43
 J 16 MichiganW .42-39
J 21 IllinoisL .34-37
F 4 Michigan StateW .39-37
 F 6 PurdueL .31-39
 F 13 NorthwesternL .27-37
F 18 Purdue (OT)W .32-30
 F 20 MinnesotaL .32-34
F 25 Ohio StateL .38-46
F 27 MinnesotaW .35-25
 M 4 ChicagoL .33-39

1939-40

Record: 5-15; Big Ten 3-9 (9th)

Coach: Harold Foster

D 4 CarletonW .37-19
D 9 MarquetteW .46-39

D 12 Notre DameL .33-51
 D 16 MarquetteL .28-41
 D 30 Nebraska (N1)L .43-53
J 2 StanfordL .26-39
 J 6 ChicagoW .20-18
J 8 MichiganL .39-44
 J 13 PurdueL .36-49
J 15 IndianaL .34-40
 F 3 Michigan StateL .41-48
F 5 ButlerL .46-50
 F 10 IowaL .35-37
F 12 MinnesotaW .36-34
 F 17 Ohio StateL .35-41
 F 19 IllinoisL .35-37
F 24 Purdue (OT)L .45-48
 F 26 MinnesotaL .39-44
M 2 NorthwesternL .44-47
M 4 ChicagoW .46-31
 N1 — at Milwaukee

1940-41

NCAA CHAMPIONS

BIG TEN CHAMPIONS

Record: 20-3; Big Ten 11-1 (1st)

Coach: Harold Foster

D 2 Ripon (N1)W .39-20
D 7 MarquetteW .38-32
D 14 Notre DameW .44-43
D 18 PittsburghL .34-36
 D 21 MarquetteL .30-40
 D 31 Princeton (N2).....W .52-40
 J 4 NebraskaW .46-31
 J 6 MinnesotaL .27-44
J 11 IowaW .49-35
J 13 Purdue (OT)W .48-42
 J 18 MichiganW .40-30
 J 20 ChicagoW .44-37
J 25 Ohio StateW .46-31
F 8 Butler.....W .59-55
 F 10 Northwestern (OT).....W .48-46
F 15 IllinoisW .46-30
 F 17 Purdue.....W .43-42
F 22 ChicagoW .65-25

F 24 Indiana.....W .38-30
M 1 MinnesotaW .42-32
 NCAA Tournament
 (Eastern Regional, Madison, Wis.)
 M 21 DartmouthW .51-50
 M 22 PittsburghW .36-30
 NCAA Championship
 (Kansas City, Mo.)
 M 29 Washington State.....W .39-34
 N1 — at Wisconsin Rapids
 N2 — at Milwaukee

1941-42

Record: 14-7; Big Ten 10-5, (T2nd)

Coach: Harold Foster

D 1 CarrollW .56-35
D 6 MarquetteW .35-34
D 13 Notre DameW .43-35
 D 20 MarquetteW .36-25
 D 31 Dartmouth (N1)L .49-57
J 3 IllinoisL .40-55
 J 5 IndianaL .34-38
 J 10 IowaL .45-49
J 12 ChicagoW .56-24
 J 17 Northwestern (N2).....W .49-46
J 19 MichiganW .58-36
J 24 IndianaW .42-36
F 7 Great LakesL .42-47
 F 9 ChicagoW .54-20
F 14 Ohio StateW .49-39
 F 16 PurdueL .34-40
F 21 NorthwesternW .59-47
 F 23 IllinoisL .43-45
 F 28 Ohio StateW .44-39
 M 2 MinnesotaW .49-47
M 7 IowaW .62-45
 N1 — at Milwaukee
 N2 — at Chicago Stadium

1942-43

Record: 12-9; Big Ten 6-6 (T4th)

Coach: Harold Foster

D 5 MarquetteW .45-36



Head coach Harold "Bud" Foster visits with former Badger all-American Don Rehfeldt. Foster coached the UW to its only NCAA title in 1941.

All-time Results (cont.)

| | | |
|-------------|---------------------------|------------------|
| D 12 | Camp Grant | W ..38-36 |
| D 14 | Notre Dame (OT) | L ..59-61 |
| D 19 | Marquette | W ..50-38 |
| D 21 | Oklahoma | W ..48-37 |
| D 31 | Harvard (N1) | W ..58-41 |
| J 4 | Hamline | W ..41-37 |
| J 9 | Northwestern (N2) | W ..67-65 |
| J 11 | Illinois | L ..40-52 |
| J 15 | Michigan | L ..34-38 |
| J 16 | Michigan | W ..55-34 |
| J 26 | Great Lakes | L ..43-61 |
| J 30 | Minnesota | W ..54-33 |
| F 6 | Great Lakes | L ..48-55 |
| F 8 | Chicago | W ..74-30 |
| F 13 | Indiana | L ..44-51 |
| F 15 | Indiana | W ..57-53 |
| F 20 | Illinois | L ..26-50 |
| F 22 | Northwestern | L ..54-56 |
| F 27 | Purdue | W ..53-45 |
| M 1 | Minnesota | L ..34-48 |
| N1 | — at Milwaukee | |
| N2 | — at Chicago Stadium | |

1943-44

Record: 12-9; Big Ten 9-3 (T2nd)

Coach: Harold Foster

| | | |
|-------------|--------------------------------|------------------|
| N 29 | DePauw Pre-Flight | W ..28-25 |
| D 4 | Marquette | L ..43-51 |
| D 11 | Notre Dame | L ..31-41 |
| D 13 | Camp Grant | L ..40-51 |
| D 18 | Marquette | W ..40-37 |
| D 31 | Notre Dame (N1) | W ..47-45 |
| J 3 | Illinois (OT) | L ..43-45 |
| J 7 | Illinois | W ..43-38 |
| J 8 | Northwestern (N2) | L ..38-60 |
| J 14 | Michigan | W ..50-41 |
| J 15 | Michigan | W ..42-31 |
| J 29 | Minnesota | W ..49-30 |
| F 4 | N'western (20T) | W ..50-47 |
| F 7 | Great Lakes | L ..40-63 |
| F 11 | Indiana | W ..62-43 |
| F 12 | Indiana | W ..52-31 |
| F 19 | Purdue (OT) | L ..50-52 |
| F 25 | Minnesota | W ..50-33 |
| M 3 | DePaul (N2) | L ..35-48 |
| M 4 | Chicago | W ..74-46 |
| M 5 | Great Lakes | L ..47-63 |
| N1 | — at Milwaukee | |
| N2 | — at Chicago Stadium | |

1944-45

Record: 10-11; Big Ten 4-8 (T6th)

Coach: Harold Foster

| | | |
|-------------|------------------------------|------------------|
| D 2 | Lawrence | W ..48-22 |
| D 9 | Marquette | W ..45-40 |
| D 16 | Notre Dame | L ..46-57 |
| D 20 | Iowa Pre-Flight | W ..51-43 |
| D 23 | Marquette | W ..46-39 |
| D 30 | Missouri (N1) | W ..52-37 |
| J 6 | Northwestern | L ..37-52 |
| J 8 | Truax Field | W ..53-42 |
| J 13 | Minnesota | W ..46-37 |
| J 22 | Great Lakes | L ..51-66 |
| J 27 | Northwestern (N2) | W ..44-43 |
| J 29 | Purdue | L ..34-45 |
| F 2 | Michigan | L ..39-50 |
| F 3 | Ohio State | L ..36-40 |
| F 4 | Great Lakes | L ..49-59 |

| | | |
|-------------|-------------------------|------------------|
| F 9 | Ohio State | L ..34-63 |
| F 10 | Michigan | W ..55-44 |
| F 17 | Purdue | W ..64-48 |
| F 19 | Iowa | L ..53-54 |
| F 24 | Iowa | L ..38-68 |
| M 3 | Minnesota | L ..50-54 |
| N1 | — at Milwaukee | |
| N2 | — at Chicago Stadium | |

1945-46

Record: 4-17; Big Ten 1-11 (9th)

Coach: Harold Foster

| | | |
|-------------|-----------------------------|------------------|
| D 1 | Carroll | W ..67-25 |
| D 3 | Ripon | W ..59-24 |
| D 8 | Marquette | W ..42-32 |
| D 15 | Notre Dame | L ..51-65 |
| D 17 | Great Lakes | L ..47-54 |
| D 22 | Marquette | L ..41-62 |
| D 23 | Great Lakes | L ..39-53 |
| J 1 | Illinois | L ..31-56 |
| J 5 | Minnesota | L ..45-59 |
| J 7 | Iowa | L ..50-57 |
| J 12 | Purdue | L ..49-53 |
| J 26 | Northwestern (N1) | L ..34-56 |
| J 28 | Purdue | L ..46-59 |
| F 2 | Michigan | W ..58-57 |
| F 9 | Northwestern | L ..58-63 |
| F 11 | Michigan | L ..56-66 |
| F 16 | Iowa | L ..39-44 |
| F 18 | Illinois | L ..53-72 |
| F 23 | Michigan State | L ..48-59 |
| M 1 | Michigan State | L ..52-56 |
| M 4 | Minnesota | L ..57-58 |
| N1 | — at Chicago Stadium | |

1946-47

BIG TEN CHAMPIONS

Record: 16-6; Big Ten 9-3 (1st)

Coach: Harold Foster

| | | |
|-----------------------------------|------------------------------|------------------|
| D 2 | Lawrence | W ..61-43 |
| D 7 | Marquette | W ..65-51 |
| D 9 | Butler | W ..60-52 |
| D 14 | Notre Dame (OT) | W ..53-49 |
| D 18 | Oklahoma | L ..40-56 |
| D 21 | Marquette | L ..47-55 |
| D 23 | So. California | W ..61-56 |
| J 1 | Illinois | W ..53-47 |
| J 4 | Iowa | W ..63-62 |
| J 11 | Indiana | W ..70-49 |
| J 20 | Michigan State | W ..58-48 |
| J 25 | Illinois | L ..37-63 |
| J 27 | Northwestern | W ..45-44 |
| F 3 | Iowa | W ..60-53 |
| F 8 | Minnesota | W ..60-51 |
| F 10 | Michigan | W ..52-51 |
| F 15 | Northwestern (N1) | W ..54-42 |
| F 22 | Ohio State | L ..56-57 |
| F 24 | Purdue | W ..72-60 |
| M 1 | Minnesota | L ..55-58 |
| NCAA Tournament | | |
| (Eastern Regional, New York City) | | |
| M 20 | City College of NY | L ..56-70 |
| M 22 | Navy | W ..50-49 |
| N1 | — at Chicago Stadium | |

1947-48

Record: 12-8; Big Ten 7-5 (T3rd)

Coach: Harold Foster

| | | |
|-------------|-----------------------------|------------------|
| D 6 | Marquette | W ..57-50 |
| D 8 | Butler | W ..61-53 |
| D 12 | Pittsburgh | W ..49-36 |
| D 19 | California | L ..61-73 |
| D 20 | California | L ..44-59 |
| D 22 | Oklahoma | L ..49-75 |
| D 31 | Marquette | W ..67-60 |
| J 3 | Illinois | W ..52-47 |
| J 5 | Minnesota | W ..59-50 |
| J 10 | Indiana | W ..58-54 |
| J 12 | Iowa | W ..60-51 |
| J 17 | Michigan | L ..39-43 |
| J 19 | Purdue | W ..49-44 |
| J 24 | Illinois | L ..36-57 |
| F 7 | Northwestern (N1) | W ..68-62 |
| F 9 | Michigan State | W ..51-39 |
| F 16 | Ohio State | L ..47-53 |
| F 21 | Iowa | L ..40-62 |
| F 23 | Northwestern | W ..59-54 |
| M 1 | Minnesota | L ..41-46 |
| N1 | — at Chicago Stadium | |

1948-49

Record: 12-10; Big Ten 5-7 (7th)

Coach: Harold Foster

| | | |
|-------------|------------------------------|------------------|
| D 1 | Ripon | W ..66-36 |
| D 4 | Marquette (OT) | W ..67-63 |
| D 9 | Missouri | W ..58-42 |
| D 11 | Loyola (IL) | L ..37-40 |
| D 13 | Notre Dame | L ..54-60 |
| D 21 | Southern California | L ..31-36 |
| D 23 | UCLA | W ..49-46 |
| D 31 | Marquette | W ..60-34 |
| J 3 | Illinois | L ..50-62 |
| J 8 | Creighton | W ..75-39 |
| J 10 | Minnesota | L ..33-47 |
| J 15 | Indiana | W ..58-48 |
| J 17 | Ohio State | L ..54-57 |
| F 5 | Illinois | L ..54-61 |
| F 7 | Michigan | L ..38-40 |
| F 12 | Northwestern (N1) | W ..56-52 |
| F 14 | Purdue | L ..48-53 |
| F 19 | Iowa | L ..60-61 |
| F 21 | Northwestern | W ..57-46 |
| F 26 | Western Ontario | W ..79-45 |
| F 28 | Iowa | W ..70-47 |
| M 5 | Minnesota | W ..45-43 |
| N1 | — at Chicago Stadium | |

1949-50

Record: 17-5; Big Ten 9-3 (2nd)

Coach: Harold Foster

| | | |
|-------------|---------------------------|------------------|
| D 3 | Marquette | W ..63-48 |
| D 6 | Kansas State | W ..56-48 |
| D 8 | Oregon State | L ..36-49 |
| D 10 | Loyola (IL) | W ..68-55 |
| D 13 | Notre Dame | W ..56-48 |
| D 17 | Marquette | W ..62-45 |
| D 20 | Missouri | L ..48-50 |
| D 28 | Rutgers (N1) | W ..68-55 |
| D 30 | UCLA | W ..54-52 |
| J 2 | Illinois | W ..59-50 |
| J 7 | Indiana | L ..59-61 |

| | | |
|-------------|---------------------------|------------------|
| J 14 | Michigan | W ..53-41 |
| J 16 | Minnesota | W ..57-54 |
| F 4 | Ohio State | L ..47-61 |
| F 6 | Michigan State | W ..66-47 |
| F 11 | Northwestern (N2) | W ..66-59 |
| F 13 | Iowa (OT) | W ..66-62 |
| F 18 | Iowa | W ..53-44 |
| F 20 | Purdue | W ..56-45 |
| F 25 | Illinois | L ..58-76 |
| F 27 | Northwestern | W ..67-53 |
| M 4 | Minnesota | W ..60-54 |
| N1 | — at Iowa City, Iowa | |
| N2 | — at Chicago Stadium | |

1950-51

Record: 10-12; Big Ten 7-7 (T4th)

Coach: Harold Foster

| | | |
|-------------|-----------------------------|------------------|
| D 2 | Marquette | W ..49-42 |
| D 8 | Loyola (IL) | L ..51-54 |
| D 11 | Notre Dame | L ..61-67 |
| D 16 | Marquette | L ..58-61 |
| D 18 | Kansas State | L ..58-77 |
| D 19 | St. Louis (OT) | L ..48-53 |
| D 28 | San Jose State | W ..75-59 |
| J 1 | Illinois (OT) | L ..69-71 |
| J 6 | Michigan | W ..61-52 |
| J 8 | Michigan State | W ..53-52 |
| J 13 | Ohio State | W ..74-67 |
| J 15 | Northwestern | W ..68-56 |
| F 1 | Butler | W ..60-35 |
| F 3 | Minnesota | W ..47-44 |
| F 5 | Ohio State | W ..56-51 |
| F 10 | Illinois | L ..52-63 |
| F 12 | Purdue | L ..46-62 |
| F 17 | Iowa | L ..60-73 |
| F 24 | Michigan State | W ..35-29 |
| F 26 | Michigan | L ..50-52 |
| M 3 | Purdue | L ..61-64 |
| M 5 | Indiana | L ..58-68 |

1951-52

Record: 10-12; Big Ten 5-9 (7th)

Coach: Harold Foster

| | | |
|-------------|-----------------------------|------------------|
| D 1 | Marquette | W ..48-46 |
| D 8 | Notre Dame | L ..53-63 |
| D 13 | Loyola (LA) | W ..66-47 |
| D 17 | St. Louis | W ..55-54 |
| D 22 | Marquette | L ..47-51 |
| D 27 | Oregon (N1) | W ..82-77 |
| D 28 | California (N1) | L ..49-68 |
| J 5 | Purdue | L ..64-79 |
| J 7 | Illinois | L ..49-53 |
| J 12 | Ohio State | W ..58-51 |
| J 19 | Northwestern | W ..74-58 |
| J 21 | Michigan State | L ..39-50 |
| F 6 | Butler | W ..62-60 |
| F 9 | Minnesota | L ..47-54 |
| F 11 | Purdue | L ..67-78 |
| F 16 | Michigan State | L ..55-57 |
| F 18 | Michigan | L ..55-56 |
| F 23 | Indiana | L ..48-63 |
| F 25 | Michigan | W ..69-53 |
| M 1 | Ohio State | L ..56-69 |
| M 3 | Iowa | W ..78-75 |
| M 8 | Illinois | W ..58-48 |
| N1 | — at San Francisco | |

All-time Results (cont.)

WISCONSIN'S TITLES

NATIONAL

Helms Foundation, 1911-12
Helms Foundation, 1913-14
Helms Foundation, 1915-16
Helms Foundation, 1940-41
NCAA, 1941

BIG TEN

| | |
|------|------|
| 1907 | 1921 |
| 1908 | 1923 |
| 1912 | 1924 |
| 1913 | 1929 |
| 1914 | 1935 |
| 1916 | 1941 |
| 1918 | 1947 |

1952-53

Record: 13-9; Big Ten 10-8 (5th)

Coach: Harold Foster

| |
|--|
| D 5 MarquetteW ..76-55 |
| D 8 Loyola (LA).....W ...81-60 |
| D 15 IowaW ..75-70 |
| D 20 Purdue.....L ...59-65 |
| D 26 CaliforniaW ..64-57 |
| D 27 Oregon (N1).....L ...64-66 |
| D 29 Iowa.....L ...66-83 |
| J 3 PurdueW ..50-46 |
| J 5 Minnesota.....L ...53-64 |
| J 10 Illinois.....L ...61-71 |
| J 12 MinnesotaW ..76-74 |
| J 17 Northwestern.....W ...78-56 |
| J 19 Ohio StateW ..64-51 |
| F 7 IllinoisL ..61-65 |
| F 9 Indiana.....L ...48-66 |
| F 14 MichiganW ..75-63 |
| F 16 IndianaL ..70-72 |
| F 21 Michigan.....W ...74-52 |
| F 23 Michigan State.....L ...45-53 |
| F 28 Ohio State.....W ...69-63 |
| M 7 NorthwesternW ..74-58 |
| M 9 Michigan StateW ..58-51 |

1953-54

Record: 12-10; Big Ten 6-8 (T5th)

Coach: Harold Foster

| |
|---|
| D 1 ButlerW ..70-54 |
| D 4 Marquette.....W ...64-56 |
| D 7 Loyola (IL).....W ...75-54 |
| D 12 MissouriW ..64-53 |
| D 14 OklahomaL ..65-69 |
| D 19 LSU.....W ...82-66 |
| D 21 Tulane (OT).....L ...55-57 |
| D 28 DenverW ..67-48 |
| J 2 PurdueW ..66-57 |
| J 4 Indiana.....L ...67-70 |
| J 9 Iowa.....L ...54-71 |
| J 11 NorthwesternW ..64-47 |
| J 16 IndianaL ..74-90 |

| |
|--|
| J 18 Michigan State.....W ...57-53 |
| F 6 Ohio State.....W ...79-73 |
| F 13 Illinois (OT)L ..64-70 |
| F 15 MinnesotaL ..68-78 |
| F 20 MichiganW ..77-56 |
| F 22 Illinois.....L ...64-66 |
| F 27 Purdue.....L ...66-71 |
| M 1 Michigan StateW ..79-56 |
| M 6 Minnesota.....L ...73-78 |

1954-55

Record: 10-12; Big Ten 5-9 (T6th)

Coach: Harold Foster

| |
|--|
| D 4 Notre Dame.....L ...61-72 |
| D 6 Western MichiganW ..80-68 |
| D 11 Oklahoma.....W ...77-66 |
| D 13 Missouri.....L ...56-67 |
| D 18 LSUW 107-68 |
| D 20 TulaneL ..66-69 |
| D 29 PrincetonW ..66-64 |
| J 1 Illinois.....W ...79-64 |
| J 3 IowaL ..69-86 |
| J 8 Michigan State.....L ...77-94 |
| J 10 Michigan.....L ...63-90 |
| J 15 IndianaW ..77-66 |
| J 17 Butler.....W ...57-53 |
| F 5 Michigan StateL ..70-73 |
| F 7 Indiana.....L ...58-65 |
| F 12 Ohio StateW ..86-63 |
| F 14 Purdue.....L ...63-75 |
| F 19 IllinoisL ..71-99 |
| F 21 MinnesotaL ..69-71 |
| F 26 Northwestern.....L ...72-80 |
| F 28 PurdueW ..75-73 |
| M 5 Minnesota.....W ...78-72 |

1955-56

Record: 6-16; Big Ten 4-10 (T8th)

Coach: Harold Foster

| |
|---|
| D 1 ButlerL ..63-67 |
| D 5 Notre Dame.....W ...70-66 |
| D 10 KansasL ..66-74 |
| D 12 So. MethodistL ..62-75 |
| D 19 NebraskaW ..71-52 |
| D 28 Washington.....L ...53-54 |
| D 29 California.....L ...55-62 |
| D 30 Stanford.....L ...53-65 |
| J 2 PurdueL ..66-78 |
| J 7 IndianaL ..71-75 |
| J 9 Illinois (8).....L ...77-96 |
| J 14 Ohio State (7) (2OT).....L ...98-100 |
| J 16 MichiganW ..69-58 |
| F 4 Northwestern.....W ...79-55 |
| F 6 IowaL ..74-78 |
| F 11 MinnesotaL ..71-77 |
| F 13 Indiana.....W ...69-67 |
| F 18 Iowa.....L ...66-80 |
| F 20 Ohio StateL ..71-79 |
| F 25 Michigan.....L ...68-78 |
| F 27 Michigan State.....L ...82-89 |
| M 3 NorthwesternW ..76-70 |

1956-57

Record: 5-17; Big Ten 3-11 (9th)

Coach: Harold Foster

| |
|---|
| D 1 South Dakota (OT)L ..56-58 |
| D 3 Butler.....L ...50-54 |
| D 8 Notre DameL ..55-75 |

| |
|---|
| D 10 Nebraska.....L ...51-53 |
| D 15 Washington U.W ..41-38 |
| D 20 Bradley.....L ...62-74 |
| D 22 Kansas (1).....L ...62-83 |
| D 29 YaleW ..64-46 |
| J 5 Northwestern.....L ...54-75 |
| J 7 Indiana.....L ...68-79 |
| J 12 Illinois (10)L ..63-79 |
| J 14 Michigan.....L ...62-71 |
| J 19 IowaL ..47-70 |
| J 21 Ohio StateL ..64-67 |
| F 11 MichiganW ..70-65 |
| F 16 Ohio State.....L ...50-63 |
| F 18 Minnesota.....L ...53-85 |
| F 23 IndianaL ..74-85 |
| F 25 Michigan StateL ..62-78 |
| M 2 Purdue.....L ...66-85 |
| M 4 NorthwesternW ..82-69 |
| M 9 Iowa.....W ...60-59 |

1957-58

Record: 8-14; Big Ten 3-11 (10th)

Coach: Harold Foster

| |
|--|
| D 2 South DakotaW ..63-56 |
| D 7 Notre DameL ..53-75 |
| D 9 Washington U.....W ...43-33 |
| D 16 RiceW ..67-62 |
| D 19 ButlerW ..59-58 |

| |
|---|
| D 27 New Mexico (N1).....W ...61-59 |
| D 28 Wyoming (N1).....L ...65-93 |
| D 30 Utah.....L ...70-72 |
| J 4 IllinoisL ..59-64 |
| J 6 Michigan.....L ...49-70 |
| J 11 Ohio StateW ..67-64 |
| J 13 Illinois.....W ...71-70 |
| J 18 Purdue.....L ...47-62 |
| J 20 Michigan StateW ..66-52 |
| F 8 MinnesotaL ..66-71 |
| F 10 IndianaL ..87-93 |
| F 15 PurdueL ..76-81 |
| F 17 Iowa.....L ...61-74 |
| F 22 Michigan State.....L ...59-93 |
| F 24 Minnesota.....L ...63-71 |
| M 1 Northwestern.....L ...65-82 |
| M 3 MichiganL ..65-72 |

1958-59


Record: 3-19; Big Ten 1-13 (10th)

Coach: Harold Foster

| |
|---------------------------------------|
| D 2 MarquetteL ..47-76 |
| D 6 Rice.....L ...37-78 |
| D 8 Southern Methodist.....L ...63-81 |
| D 13 Notre DameW ..56-54 |
| D 15 MissouriW ..68-60 |
| D 19 WashingtonL ..48-62 |

AB NICHOLAS

A two-time all-Big Ten performer for the Badgers, Ab Nicholas was one of Wisconsin's top players during the early 1950s. Nicholas earned letters in 1950, '51 and '52 as a guard for the Badgers. He earned all-league acclaim in 1951 and 1952 and was named the UW's MVP in those two seasons, as well. Nicholas was a *Look Magazine* second-team all-America choice in 1952. His 982 career points made him the all-time school scoring leader at the time of his graduation from the UW. Nicholas went on to serve as a member of the UW Board of Regents and is a member of the UW Athletic Hall of Fame. In 1995, Nicholas, along with his wife Nancy Johnson-Nicholas (also a UW graduate), gave \$10 million toward the construction of the Kohl Center. The Nicholas-Johnson Pavilion, adjacent to the Kohl Center, now bears their names.



All-time Results (cont.)

| | | | |
|-------------------------|---------------------------|--------|--------------|
| D 20 | California (N1) |L | 53-68 |
| D 30 | Butler |L | 55-69 |
| J 3 | Minnesota |L | 66-79 |
| J 5 | Illinois |L | 51-77 |
| J 10 | Purdue |L | 61-84 |
| J 12 | Michigan |L | 74-84 |
| F 2 | Michigan State (7) |L | 57-88 |
| F 7 | Ohio State |L | 72-78 |
| F 9 | Purdue |W | 91-86 |
| F 14 | Iowa |L | 84-94 |
| F 16 | Illinois |L | 54-93 |
| F 21 | Minnesota |L | 50-69 |
| F 23 | Michigan |L | 63-87 |
| F 28 | Northwestern |L | 82-86 |
| M 2 | Michigan State (6) |L | 73-93 |
| M 7 | Indiana |L | 71-97 |
| N1 — at Iowa City, Iowa | | | |

1959-60


Record: 8-16; Big Ten 4-10 (9th)
Coach: John Erickson

| | | | |
|---|-----------------------|--------|---------------|
| D 1 | Butler |L | 82-88 |
| D 5 | Iowa State |L | 53-71 |
| D 7 | Notre Dame |L | 58-78 |
| D 12 | Loyola (IL) |W | 85-67 |
| D 14 | Missouri |L | 66-78 |
| D 19 | Marquette |L | 66-84 |
| D 21 | Stanford |W | 61-60 |
| D 26 | Boston College (N1) | ..W | 95-82 |
| D 28 | Canisius (N1) |L | 65-80 |
| J 2 | Michigan State |L | 79-91 |
| J 4 | Iowa |L | 64-71 |
| J 9 | Purdue |L | 69-99 |
| J 11 | Northwestern |L | 69-77 |
| J 27 | North Dakota |W | 92-80 |
| J 30 | Minnesota |L | 72-86 |
| F 6 | Indiana |L | 85-97 |
| F 8 | Ohio State (4) |L | 69-106 |
| F 13 | Indiana |L | 71-91 |
| F 15 | Iowa |W | 63-58 |
| F 20 | Illinois |W | 75-63 |
| F 22 | Michigan (OT) |W | 88-82 |
| F 27 | Ohio State (2) |L | 68-93 |
| F 29 | Northwestern |L | 59-73 |
| M 5 | Purdue |W | 89-80 |
| N1 — Queen City Tournament, Buffalo, N.Y. | | | |

1960-61

Record: 7-17; Big Ten 4-10 (8th)
Coach: John Erickson

| | | | |
|-------------|-----------------------|--------|---------------|
| D 1 | Butler |L | 58-73 |
| D 3 | Air Force |W | 80-67 |
| D 5 | Iowa State |L | 76-88 |
| D 10 | Marquette |W | 55-51 |
| D 17 | Bradley (2) |L | 66-88 |
| D 20 | Nevada |W | 89-56 |
| D 28 | Oregon State (N1) |L | 54-56 |
| D 29 | Portland (N1) (OT) |L | 71-79 |
| D 30 | Washington St. (N1) |L | 72-78 |
| J 7 | Michigan State |W | 74-71 |
| J 9 | Iowa (6) |L | 68-76 |
| J 28 | Loyola (IL) |L | 79-87 |
| J 30 | Ohio State (1) |L | 68-100 |
| F 4 | Purdue |L | 58-69 |
| F 6 | Illinois |L | 73-77 |
| F 11 | Northwestern |L | 52-54 |
| F 13 | Iowa (9) |L | 61-63 |



Wisconsin Director of Athletics Pat Richter (No. 51, looking back to the right) was a 6-5 center who earned a basketball scholarship at the UIW and was a three-sport letterman during the early 1960s.

| | | | |
|---------------------------------------|---------------------|--------|--------------|
| F 18 | Indiana |L | 84-98 |
| F 20 | Minnesota |W | 83-75 |
| F 25 | Ohio State (1) |L | 74-97 |
| F 27 | Michigan |W | 76-68 |
| M 4 | Northwestern |W | 75-61 |
| M 6 | Indiana |L | 69-80 |
| M 11 | Purdue |L | 81-88 |
| N1 — Far West Classic, Portland, Ore. | | | |

1961-62

Record: 17-7; Big Ten 10-4 (2nd)
Coach: John Erickson

| | | | |
|-------------|-------------------------|--------|---------------|
| D 2 | South Dakota |W | 99-63 |
| D 4 | Florida State |W | 64-63 |
| D 9 | Cincinnati |L | 67-86 |
| D 11 | Washington U. |W | 91-63 |
| D 16 | Pacific |W | 92-68 |
| D 20 | Marquette |L | 75-92 |
| D 26 | Providence (N1) |W | 95-84 |
| D 28 | Dayton (N1) |W | 105-93 |
| D 30 | Cincinnati (N1) (2) |L | 71-101 |
| J 6 | Iowa |W | 91-79 |
| J 8 | Michigan State |W | 83-78 |
| J 23 | North Dakota St. | ..W | 102-50 |
| J 27 | Purdue |W | 89-86 |
| J 29 | Illinois |W | 85-81 |
| F 3 | Minnesota |W | 94-88 |

| | | | |
|---|-----------------------|--------|----------------|
| F 5 | Michigan |L | 74-81 |
| F 10 | Michigan State |W | 77-72 |
| F 12 | Indiana |W | 105-94 |
| F 17 | Michigan |L | 65-84 |
| F 19 | Illinois |W | 103-101 |
| F 24 | Northwestern |W | 65-64 |
| F 26 | Minnesota |L | 90-92 |
| M 3 | Ohio State (1) |W | 86-67 |
| M 10 | Iowa |L | 64-81 |
| N1 — ECAC Holiday Festival, New York City | | | |

1962-63

Record: 14-10; Big Ten 7-7 (6th)
Coach: John Erickson

| | | | |
|-------------|-----------------------|--------|--------------|
| D 1 | Air Force |W | 72-64 |
| D 3 | Arizona |L | 46-51 |
| D 8 | Texas-El Paso |W | 73-59 |
| D 10 | Indiana State |L | 86-87 |
| D 15 | Miami (OH) |W | 84-58 |
| D 19 | Marquette |W | 76-58 |
| D 22 | UCLA |L | 63-77 |
| D 28 | Utah (N1) |W | 94-72 |
| D 29 | Marquette (N1) |W | 70-56 |
| J 5 | Purdue |W | 74-66 |
| J 12 | Michigan State |L | 68-75 |
| J 14 | Iowa |L | 56-65 |

| | | | |
|------------------------|------------------------|--------|---------------|
| J 26 | St. John's (NY) |W | 85-52 |
| F 2 | Minnesota |L | 68-69 |
| F 4 | Michigan |W | 81-78 |
| F 9 | Ohio State |L | 70-94 |
| F 11 | Illinois (4) |W | 84-77 |
| F 16 | Northwestern |W | 78-65 |
| F 18 | Minnesota |L | 48-72 |
| F 23 | Illinois (6) |L | 77-89 |
| F 25 | Indiana |W | 102-96 |
| M 2 | Michigan State (OT) | ..W | 92-89 |
| M 4 | Iowa |W | 75-69 |
| M 9 | Michigan |L | 80-82 |
| N1 — Milwaukee Classic | | | |

1963-64

Record: 8-16; Big Ten 2-12 (10th)
Coach: John Erickson

| | | | |
|---------------------------------------|-----------------------|--------|---------------|
| D 2 | Kent |W | 88-77 |
| D 7 | Ohio |L | 76-77 |
| D 10 | Pittsburgh |W | 85-83 |
| D 14 | Cincinnati (6) |L | 60-65 |
| D 17 | Gonzaga |W | 115-71 |
| D 20 | Kentucky (N1) (2) |L | 85-108 |
| D 21 | Princeton (N1) (OT) |L | 87-90 |
| D 27 | Dartmouth (N2) |W | 94-68 |
| D 28 | Georgia Tech (N2) |W | 104-84 |
| J 4 | Ohio State (8) |L | 85-101 |
| J 6 | Michigan State |L | 90-106 |
| J 11 | Northwestern |L | 63-76 |
| J 13 | Iowa |W | 79-61 |
| J 28 | Marquette |W | 72-68 |
| F 1 | Minnesota |L | 92-111 |
| F 8 | Purdue |W | 81-80 |
| F 11 | Northwestern |L | 64-72 |
| F 15 | Ohio State |L | 74-92 |
| F 17 | Indiana (20T) |L | 80-82 |
| F 22 | Michigan (2) |L | 59-103 |
| F 24 | Indiana |L | 82-108 |
| F 29 | Purdue |L | 83-97 |
| M 2 | Minnesota |L | 96-105 |
| M 7 | Illinois |L | 73-97 |
| N1 — Kentucky Invitational, Lexington | | | |
| N2 — Milwaukee Classic | | | |

1964-65

Record: 9-13; Big Ten 4-10 (8th)
Coach: John Erickson

| | | | |
|-------------|--------------------------|--------|---------------|
| D 1 | Houston |W | 76-65 |
| D 8 | Pittsburgh |W | 80-63 |
| D 12 | Bowling Green |W | 87-56 |
| D 15 | Illinois |L | 56-70 |
| D 18 | Boston College (N1) |L | 85-86 |
| D 19 | Marquette (N1) |L | 61-62 |
| D 26 | Boston College (N2) | ..W | 70-69 |
| J 4 | Iowa |L | 62-92 |
| J 9 | Minnesota |L | 57-81 |
| J 11 | Purdue |W | 76-66 |
| J 13 | Marquette |L | 58-59 |
| J 30 | Ohio State |L | 86-98 |
| F 1 | Notre Dame |W | 98-90 |
| F 6 | Ohio State |L | 71-73 |
| F 13 | Purdue |L | 74-83 |
| F 16 | Minnesota (9) |L | 91-101 |
| F 20 | Indiana (7) |L | 87-101 |
| F 23 | Northwestern (OT) | ..W | 93-87 |
| F 27 | Michigan State |W | 99-89 |
| M 2 | Michigan (1) |L | 75-98 |

All-time Results (cont.)

M 6 NorthwesternW ..88-76
M 8 IndianaL ..73-92
 N1 — Milwaukee Classic
 N2 — Rainbow Classic, Honolulu

1965-66

Record: 11-13; Big Ten 6-8 (7th)
 Coach: John Erickson
D 1 NebraskaL ..88-101
D 4 Notre DameW ..97-79
 D 11 HoustonL57-82
D 14 IllinoisL ..70-90
 D 17 Washington (N1)L67-81
 D 18 West Virginia (N1)L93-101
D 20 MontanaW ..76-72
 D 22 CincinnatiL74-87
D 29 PennsylvaniaW ..84-70
 J 3 MarquetteW73-72
J 8 Iowa (7)W ..69-68
 J 11 IllinoisL64-80
J 27 Hardin-Simmons ..W ..83-63
J 29 MichiganL ..67-69
 J 31 Ohio State (OT)L81-87
 F 5 Michigan StateL65-79
F 7 IndianaW ..79-78
 F 12 Michigan (10)L102-120
F 19 Michigan StateW ..78-77
 F 21 NorthwesternW65-76
 F 26 IowaL70-80
F 28 NorthwesternW ..90-62
M 5 PurdueW ..69-68
 M 7 MinnesotaW87-74
 # — Milwaukee Classic

1966-67

Record: 13-11; Big Ten 8-6 (4th)
 Coach: John Erickson
D 3 Cincinnati (10) (OT) ..L ..70-77
 D 10 Bowling GreenL69-81
D 13 Iowa StateW ..80-73
 D 16 Fordham (N1)W67-66
 D 17 South Carolina (N1) ..W88-84
 D 19 IllinoisL74-87
 D 28 UCLA (N2) (1)L56-100
 D 29 Michigan (N2)L88-98
 D 30 Arizona (N2)W104-77
J 4 MarquetteL ..60-66
 J 7 PurdueW79-76
J 10 MichiganW ..98-90
J 25 South DakotaW ..94-53
 J 28 Michigan StateL61-68
F 4 Ohio State (OT)L ..84-90
 F 11 IndianaL81-93
F 14 MinnesotaW ..85-75
 F 18 Iowa (30T)W96-95
F 21 NorthwesternW 110-94
F 25 Michigan StateW ..68-64
 F 28 NorthwesternL82-91
 M 4 Michigan (N3)W80-79
M 7 Iowa (OT)L ..87-90
M 11 IllinoisW 102-92
 N1 — Milwaukee Classic
 N2 — Los Angeles Classic
 N3 — at Detroit

1967-68

Record: 13-11; Big Ten 7-7 (5th)
 Coach: John Erickson
D 2 DePauwW ..90-68
D 5 Notre DameL ..73-81
D 9 SMUW 120-82
 D 15 LSU (N1)W96-94
 D 16 Marquette (N1)W70-62
D 20 FloridaW ..86-81
 D 27 Pennsylvania (N2)W86-67
 D 28 Temple (N2)L80-82
 D 29 Duquesne (N2)L66-76
J 6 MichiganW ..77-75
 J 9 PurdueL79-99
 J 11 MarquetteL56-71
J 16 Michigan StateW ..70-68
 J 30 MinnesotaW72-62
 F 3 Ohio StateL64-86
F 6 IllinoisL ..60-68
F 10 IndianaW ..95-83
F 12 Ohio StateW ..86-78
 F 17 IowaL61-69
 F 24 Michigan StateL77-87
F 27 MinnesotaW ..94-82
M 2 PurdueW 104-84
 M 5 IndianaL85-93
 M 9 NorthwesternL75-77
 N1 — Milwaukee Classic
 N2 — Quaker City Classic, Philadelphia

1968-69

Record: 11-13; Big Ten 5-9 (T8th)
 Coach: John Powless
 N 30 NebraskaL55-68
D 3 Kansas (4)W ..67-62
D 7 North DakotaW ..94-48
 D 11 Notre Dame (7)L56-57
D 14 Northern Illinois ..W ..69-67
 D 21 FloridaL66-71
 D 27 Ohio (N1)W74-68
 D 28 Marquette (N1)L56-59
 D 31 Kentucky (N2) (3)W69-65
J 4 PurdueL ..80-86
 J 7 Michigan StateL67-77
 J 11 Ohio State (16)L69-84
J 14 MinnesotaW ..68-61
J 28 Marquette (16)W ..56-50
 F 1 Illinois (7)L73-86
F 4 IndianaL ..63-65
F 8 Ohio State (12)W ..77-73
 F 11 MinnesotaW69-63
 F 15 Purdue (8)L69-87
F 22 Michigan StateW ..76-64
 F 25 IndianaL84-101
 M 1 MichiganL79-84
M 4 NorthwesternL ..70-72
M 8 IowaW ..84-74
 N1 — Milwaukee Classic
 N2 — at Chicago Stadium

1969-70

Record: 10-14; Big Ten 5-9 (T6th)
 Coach: John Powless
D 1 Ball StateW ..88-74
 D 6 Southern MethodistW78-76
 D 8 KansasL60-76
D 13 Southern Illinois ..L ..69-74
 D 16 Iowa StateL73-84

D 20 PittsburghW ..85-71
 D 26 Utah State (N1)W81-74
 D 27 Marquette (N1)L43-64
J 3 IllinoisL ..69-74
 J 6 PurdueL74-90
J 10 IowaL ..74-92
J 13 MinnesotaW ..90-84
 J 27 Marquette (7)L51-60
J 31 Ohio (13)W ..72-69
 F 3 Illinois (14)W66-65
F 7 Michigan StateW ..89-79
 F 10 Iowa (14)L100-119
F 14 MichiganW ..84-74
F 17 IndianaL ..77-89
 F 21 NorthwesternL75-82
F 24 Ohio StateL ..86-98
 F 28 MichiganW90-86
M 3 NorthwesternL ..82-87
 M 7 Ohio StateL87-96
 N1 — Milwaukee Classic

1970-71

Record: 9-15; Big Ten 4-10 (T7th)
 Coach: John Powless
D 1 Eastern IllinoisW 102-84
D 5 Michigan TechW 114-70
 D 8 PittsburghL76-81
D 12 Loyola (LA)W ..94-83
 D 15 OhioL80-81
D 19 TulaneW ..96-77
 D 29 Texas (N1)W89-73
 D 30 Marquette (N1) (3)L69-72
J 9 MichiganL ..89-90
 J 12 IllinoisL82-84
 J 16 Ohio StateL69-83
J 19 NorthwesternW ..87-72
F 2 Marquette (1)L ..75-89
F 6 IowaL ..91-93
 F 9 Southern IllinoisL75-86
 F 13 NorthwesternL91-101
F 16 Ohio State (20)L ..71-79
 F 20 Michigan StateL78-97
F 23 IllinoisW ..88-84
 F 27 IowaW89-83
M 2 Indiana (T18) (20T) ..W ..94-87
 M 6 MinnesotaL98-104
M 9 PurdueL ..77-81
 M 13 MichiganL73-93
 N1 — Milwaukee Classic

1971-72

Record: 13-11; Big Ten 6-8 (T5th)
 Coach: John Powless
D 1 Michigan TechW 107-74
 D 4 TulaneL70-72
 D 6 Loyola (LA)W67-66
D 8 DePauwW ..92-69
D 11 Northern Michigan W 104-65
D 13 Florida TechW ..90-58
D 18 PittsburghW ..80-63
 D 27 Marshall (N1) (17)L83-85
 D 28 Georgetown (N1)W82-62
 J 3 Marquette (2)L60-72
J 8 IowaW ..81-80
 J 11 Michigan StateL76-83
 J 15 Indiana (17) (OT)W66-64
J 18 Minnesota (17)L ..59-65
 F 5 Ohio State (9)L69-79

F 12 Indiana (OT)L ..76-84
 F 15 PurdueW84-65
 F 19 MinnesotaL73-76
F 22 PurdueW ..66-60
 F 26 IllinoisL86-91
F 29 Michigan StateW 101-74
M 4 NorthwesternL ..82-90
 M 7 MichiganL70-93
M 11 IllinoisW ..97-84
 N1 — Milwaukee Classic

1972-73

Record: 11-13; Big Ten 5-9 (9th)
 Coach: John Powless
 N 25 UCLA (PS 1)L53-94
D 2 SIU-Edwardsville ..W 100-74
 D 4 Oral Roberts (12)L76-90
D 9 South DakotaW ..87-63
D 19 West VirginiaW ..77-59
 D 29 Yale#W90-64
 D 30 Marquette# (3) (20T) ..L73-75
 J 3 PittsburghW72-70
J 6 Indiana (20)L ..64-78
 J 8 IllinoisL74-76
 J 13 Minnesota (8)L54-78
J 20 Michigan StateW ..93-80
 J 22 Purdue (20)L59-66
 J 27 NorthwesternL73-74
J 29 Minnesota (9)L ..64-81
F 3 Ohio StateW ..84-76
F 6 Marquette (7)L ..58-64
F 10 IllinoisW ..99-88
 F 17 IowaL76-100
 F 20 OhioW82-68
 F 24 Indiana (10)L55-57
F 26 Purdue (20)W ..71-63
M 3 MichiganW ..94-79
 M 10 Michigan State (OT)L78-79
 # — Milwaukee Classic

1973-74

Record: 16-8; Big Ten 8-6 (T4th)
 Coach: John Powless
D 1 RollinsW ..77-55
D 3 California-Davis ..W ..97-53
D 8 North Dakota St. ..W ..88-60
D 15 DePauwW ..92-51
 D 19 West VirginiaW69-62
D 22 UW-MilwaukeeW ..73-46
 D 28 SMU#W74-73
 D 29 Marquette# (6) (OT)L48-49
J 5 NorthwesternW ..87-53
J 9 OhioW ..69-68
 J 12 Indiana (T13)L51-52
J 19 IllinoisW 101-75
J 26 Ohio StateW ..69-64
 J 28 Michigan (20)L75-83
 F 2 Minnesota (OT)L63-64
 F 5 Marquette (6)L58-59
F 9 IowaW 113-87
F 11 Indiana (12)L ..63-81
 F 16 PurdueL80-107
 F 23 Ohio StateW68-56
F 25 Michigan (17)L ..74-79
M 2 Michigan StateW ..87-80
 M 4 IowaW74-58
 M 9 NorthwesternW77-62
 # — Milwaukee Classic

All-time Results (cont.)

1974-75

Record: 8-18; Big Ten 5-13 (8th)
Coach: John Powless

| |
|---|
| N 30 OhioW ..71-62 |
| D 4 St. Mary's (CA)L ..60-62 |
| D 7 Iowa StateW ..86-84 |
| D 18 StanfordL ..67-89 |
| D 21 BrownW ..79-68 |
| D 27 Virginia (N1)L ..78-86 |
| D 28 Georgia (N1) (OT)L ..89-91 |
| J 2 MinnesotaL ..46-61 |
| J 4 NorthwesternL ..66-69 |
| J 11 PurdueL ..49-88 |
| J 13 IllinoisL ..56-72 |
| J 18 Ohio StateL ..67-69 |
| J 20 Indiana (1)L ..69-89 |
| J 25 Michigan StateL ..87-105 |
| J 27 Michigan (OT)L ..73-75 |
| F 1 Iowa (OT)W ..86-85 |
| F 4 Marquette (11)L ..63-69 |
| F 8 PurdueL ..74-69 |
| F 10 IllinoisW ..66-70 |
| F 15 Ohio StateL ..70-76 |
| F 17 Indiana (1)L ..58-93 |
| F 22 Michigan StateW ..103-96 |
| F 24 MichiganW ..70-68 |
| M 1 IowaL ..68-75 |
| M 3 MinnesotaL ..58-65 |
| M 8 NorthwesternW ..94-70 |

N1 — Milwaukee Classic

1975-76

Record: 10-16; Big Ten 4-14 (9th)
Coach: John Powless

| |
|--|
| N 29 DePauwW 105-63 |
| D 3 North Dakota St. ..W ..87-79 |
| D 6 Loyola (IL)W ..88-73 |
| D 8 Northern Illinois ..W ..97-77 |
| D 13 Northern Mich.W ..92-59 |
| D 16 Marquette (7)L ..54-78 |
| D 29 Stanford (N1)W ..70-64 |
| D 30 Marquette (N1) (4)L ..66-82 |
| J 3 Michigan StateW ..70-63 |
| J 5 Ohio State (OT)W ..82-81 |
| J 8 Michigan (16)L ..81-106 |
| J 10 PurdueL ..72-87 |
| J 12 IllinoisL ..61-71 |
| J 17 IowaL ..71-81 |
| J 19 MinnesotaL ..84-96 |
| J 24 NorthwesternL ..60-62 |
| J 31 Indiana (1)L ..61-114 |
| F 2 Michigan (16)L ..86-107 |
| F 7 PurdueL ..74-85 |
| F 9 IllinoisL ..59-70 |
| F 14 IowaL ..82-96 |
| F 16 MinnesotaL ..74-98 |
| F 21 NorthwesternL ..77-90 |
| F 26 Indiana (1)L ..67-96 |
| M 1 Ohio StateW ..91-79 |
| M 6 Michigan StateW ..86-82 |

N1 — Milwaukee Classic

1976-77

Record: 11-16; Big Ten 7-11 (T7th)
Coach: Bill Cofield

| |
|---|
| N 27 Kentucky (6)L ..64-72 |
| D 2 St. Mary's (CA)W ..82-76 |
| D 6 DePaulW ..68-66 |
| D 11 StanfordL ..66-70 |
| D 13 Northern IllinoisL ..57-81 |
| D 15 Loyola (IL)W ..71-68 |
| D 27 Boston College (N1) ..W ..74-66 |
| D 28 Marquette (N1) (12) ..L ..57-64 |
| J 6 Michigan StateL ..61-84 |
| J 8 Michigan (6)L ..63-66 |
| J 13 Ohio StateL ..58-73 |
| J 15 IndianaL ..64-79 |
| J 20 NorthwesternW ..61-60 |
| J 22 Minnesota (13) %W ..64-82 |
| J 24 Purdue (18)L ..71-81 |
| J 27 Michigan (7)L ..64-69 |
| J 29 Mich. St. (30T)W ..87-83 |
| F 3 IllinoisL ..72-82 |
| F 5 IowaL ..73-90 |
| F 10 PurdueW ..76-74 |
| F 12 IllinoisW ..62-50 |
| F 19 NorthwesternL ..88-98 |
| F 21 Marquette (19)L ..58-73 |
| F 24 IndianaW ..66-64 |
| F 26 Ohio State (OT)L ..80-82 |
| M 3 Minnesota (9) % ..W ..61-64 |
| M 5 Iowa (20T)L ..93-94 |

N1 — Milwaukee Classic

% — Game later forfeited by Minnesota

1977-78

Record: 8-19; Big Ten 4-14 (T9th)
Coach: Bill Cofield

| |
|--|
| D 1 UW-MilwaukeeW ..72-66 |
| D 3 CanisiusW ..96-70 |
| D 7 George WashingtonL ..74-77 |
| D 9 Providence (14)L ..62-73 |
| D 12 Iowa StateL ..73-82 |
| D 14 DePaulL ..62-85 |
| D 29 Loyola (IL)W ..71-70 |
| D 31 N. Illinois (OT)W ..74-73 |
| J 5 Ohio StateL ..61-77 |
| J 7 Michigan State (12)L ..63-74 |
| J 12 PurdueL ..70-79 |
| J 14 IndianaW ..78-65 |
| J 19 MichiganL ..64-83 |
| J 21 MinnesotaL ..51-61 |
| J 28 NorthwesternL ..85-93 |
| J 30 IowaL ..73-88 |
| F 2 IllinoisL ..71-74 |
| F 4 IowaW ..82-72 |
| F 9 MinnesotaL ..55-64 |
| F 11 IllinoisW ..80-73 |
| F 14 Marquette (1)L ..64-75 |
| F 16 MichiganL ..66-68 |
| F 18 NorthwesternW ..81-80 |
| F 23 IndianaL ..54-58 |
| F 25 PurdueL ..78-87 |
| M 2 Michigan State (6) L ..75-89 |
| M 4 Ohio StateL ..78-83 |

1978-79

Record: 12-15; Big Ten 6-12 (T8th)
Coach: Bill Cofield

| |
|--|
| N 24 UW-MilwaukeeW ..74-55 |
| N 28 St. John's (NY)W ..73-68 |
| D 1 Long Island (N1) ..W ..89-70 |
| D 2 St. Louis (N1)W ..66-63 |
| D 9 Loyola (IL)W ..79-74 |
| D 16 DePaulL ..78-84 |
| D 23 Marquette (16)W ..65-52 |
| D 28 Louisville (N2) (16) ..L ..53-70 |
| D 29 Oral Roberts (N2)L ..69-102 |
| J 4 Michigan State (1)L ..55-64 |
| J 6 Ohio StateL ..71-82 |
| J 11 NorthwesternW ..95-82 |
| J 13 MichiganW ..77-66 |
| J 18 Illinois (8)L ..74-81 |
| J 20 MinnesotaL ..72-82 |
| J 25 IndianaL ..61-82 |
| J 27 PurdueL ..60-73 |
| F 1 Iowa (15)L ..64-70 |
| F 3 PurdueL ..48-54 |
| F 8 MinnesotaL ..72-74 |
| F 10 Iowa (14)L ..65-79 |
| F 15 IllinoisL ..64-81 |
| F 17 Indiana (OT)L ..62-68 |
| F 22 MichiganW ..66-65 |
| F 24 NorthwesternW ..72-70 |
| M 1 Ohio StateW ..76-73 |
| M 3 Michigan St. (4) ..W ..83-81 |

N1 — Wisconsin Invitational, Madison

N2 — Holiday Classic, Louisville, KY

HISTORIC HOUSE

The UW Field House, the home of Wisconsin basketball for 69 years, is listed in the National Register and State Register of Historic Places.

1979-80

Record: 15-14; Big Ten 7-11 (8th)
Coach: Bill Cofield

| |
|--|
| N 30 Okla. City (N1)W ..99-92 |
| D 1 E. Tenn. St. (N1) ..W ..68-56 |
| D 5 DePaul (10)L ..77-90 |
| D 8 AlabamaL ..62-66 |
| D 12 Eastern Michigan ..W ..69-57 |
| D 15 MarquetteW ..57-56 |
| D 22 Cleveland StateW 103-78 |
| D 23 Morgan StateW ..94-42 |
| D 27 Nebraska (N2) (OT) ..L ..82-83 |
| D 29 Nevada (N2)W ..86-61 |
| D 30 Army (N2)W ..78-54 |
| J 3 NorthwesternW ..75-66 |
| J 5 Indiana (11)W ..52-50 |
| J 10 Minnesota (OT)L ..76-82 |
| J 12 Iowa (12)L ..65-66 |
| J 17 Michigan StateL ..61-62 |
| J 19 IllinoisL ..64-69 |
| J 24 Purdue (14) (OT)L ..60-73 |
| J 26 Ohio State (4)W ..72-71 |
| J 31 Michigan (OT)L ..69-73 |
| F 2 Ohio State (6)W ..70-67 |
| F 7 IllinoisL ..50-67 |
| F 9 MichiganL ..59-68 |
| F 14 Michigan StateW ..80-66 |
| F 16 Purdue (15)L ..61-69 |
| F 21 IowaW ..62-55 |
| F 23 MinnesotaW ..70-58 |
| F 28 Indiana (13)L ..52-61 |
| M 1 NorthwesternL ..50-53 |

N1 — Wisconsin Invitational, Madison
N2 — Rainbow Classic, Honolulu

1980-81

Record: 11-16; Big Ten 5-13 (9th)
Coach: Bill Cofield

| |
|---|
| D 1 AlabamaL ..75-90 |
| D 5 Kentucky St. (N1) ..W ..77-65 |
| D 6 UW-GB (N1) (20T)W ..68-66 |
| D 9 Ball StateW ..85-72 |
| D 12 Davidson (N2)L ..63-67 |
| D 13 UNC-Charlotte (N2) ...W ..71-63 |
| D 22 Texas SouthernW ..58-49 |
| D 31 Central Michigan ..W ..69-62 |
| J 8 Minnesota (19)L ..60-76 |
| J 10 NorthwesternL ..48-50 |
| J 15 Iowa (14)L ..66-76 |
| J 17 PurdueL ..69-71 |
| J 22 Michigan StateW ..63-62 |
| J 24 Illinois (15)W ..54-45 |



John Powless coached nine future NBA draft choices at Wisconsin, the most of any Badger coach.

All-time Results (cont.)

EXHIBITION GAMES

Wisconsin has, for years, squared off in one or two exhibition games as a tune-up for the regular season. Below is a listing of those contests.

| | | | |
|----------|--------------------|---|--------|
| 11/11/00 | Ath. in Action | W | 69-66 |
| 11/4/00 | BWBA | W | 73-59 |
| 11/8/99 | Ath. in Action | W | 73-54 |
| 11/6/99 | Calif. All-Stars | W | 99-65 |
| 11/9/98 | Calif. All-Stars | W | 67-40 |
| 11/5/98 | Ath. in Action | W | 80-71 |
| 11/10/97 | Ath. in Action | W | 54-51 |
| 11/5/97 | Yugoslavia | W | 64-48 |
| 11/13/96 | Australian Select | W | 78-65 |
| 11/8/96 | Ath. in Action | W | 75-63 |
| 11/15/95 | Marathon | W | 84-68 |
| 11/7/95 | Georgia Select | W | 79-33 |
| 11/20/94 | Marathon Oil | W | 91-73 |
| 11/8/94 | Croatia Nat'l's | W | 81-62 |
| 11/21/93 | Marathon | W | 106-84 |
| 11/16/93 | Slovakia Und.-22 | W | 99-20 |
| 11/22/92 | Marathon | W | 98-91 |
| 11/17/92 | Russian Nationals | L | 81-87 |
| 11/17/91 | Brazil Ripasa | W | 64-62 |
| 11/7/91 | Ath. in Action | W | 103-95 |
| 11/18/90 | Marathon | W | 94-77 |
| 11/8/90 | Ukraine Nat'l's | W | 91-74 |
| 11/19/89 | Brazil | W | 86-74 |
| 11/16/88 | Victoria All-Stars | W | 84-62 |
| 11/19/87 | Brandon (Canada) | W | 80-56 |
| 11/11/86 | Poland | L | 72-74 |
| 11/6/85 | Czechoslovakia | W | 103-83 |
| 11/21/84 | Yugoslavia (Zadar) | W | 76-67 |
| 11/9/83 | Yugoslavia | L | 59-83 |
| 11/11/82 | Windsor (Canada) | W | 94-58 |
| 11/16/81 | China | W | 88-81 |
| 11/13/80 | Team Fiat | W | 77-70 |
| 11/12/79 | Yugoslavia | L | 70-93 |
| 11/19/75 | Windsor (Canada) | W | 99-68 |
| 12/15/71 | Australia | W | 90-78 |
| 1/4/71 | Australia | W | 94-63 |

All-time Record: 32-4

| | | | |
|------|--|---|-------|
| J 29 | Ohio State | L | 67-71 |
| J 31 | Michigan (17) | L | 67-74 |
| F 5 | Indiana (17) | L | 64-89 |
| F 7 | Michigan (14) | L | 64-71 |
| F 12 | Illinois (17) | L | 65-84 |
| F 14 | Indiana (20) | L | 52-59 |
| F 19 | Michigan State | L | 65-74 |
| F 21 | Ohio State | W | 77-63 |
| F 26 | Purdue | L | 61-72 |
| F 28 | Iowa (8) | L | 75-96 |
| M 5 | Northwestern | W | 60-57 |
| M 7 | Minnesota (OT) | W | 60-58 |
| M 10 | Marquette | L | 53-64 |
| N1 | — Wisconsin Invitational, Madison | | |
| N2 | — First Union Classic, Charlotte, N.C. | | |

1981-82

Record: 6-21; Big Ten 3-15 (10th)

Coach: Bill Cofield

| | | | |
|-----|-------------------|---|-------|
| D 4 | UIC (N1) | L | 66-74 |
| D 5 | UW-Green Bay (N1) | W | 77-65 |

| | | | |
|------|------------------------------------|---|--------|
| D 9 | Central Michigan | L | 68-71 |
| D 12 | Ball State | W | 71-70 |
| D 21 | Northern Iowa | W | 65-53 |
| D 27 | Oregon (N2) | L | 82-85 |
| D 28 | Tennessee (N2) | L | 67-79 |
| D 29 | Iowa State (N2) | L | 79-103 |
| J 7 | Michigan | W | 65-63 |
| J 9 | Ohio State | L | 59-67 |
| J 14 | Northwestern | L | 55-61 |
| J 16 | Iowa (5) | L | 62-78 |
| J 21 | Minnesota (5) | L | 57-78 |
| J 23 | Michigan State | L | 54-88 |
| J 28 | Indiana | L | 56-62 |
| J 30 | Purdue | L | 67-81 |
| F 4 | Illinois | L | 54-88 |
| F 6 | Purdue | L | 46-55 |
| F 11 | Minnesota (9) | L | 60-71 |
| F 13 | Illinois | L | 60-68 |
| F 18 | Indiana (20) | L | 57-88 |
| F 20 | Michigan State | W | 65-60 |
| F 25 | Iowa (11) | L | 55-79 |
| F 27 | Northwestern | W | 61-60 |
| M 4 | Ohio State | L | 75-77 |
| M 6 | Michigan | L | 84-91 |
| M 9 | Marquette | L | 64-94 |
| N1 | — Wisconsin Invitational, Madison | | |
| N2 | — Far West Classic, Portland, Ore. | | |

1982-83

Record: 8-20; Big Ten 3-15 (10th)

Coach: Steve Yoder

| | | | |
|------|-------------------------------------|---|-------|
| N 27 | Washington State | L | 64-66 |
| N 29 | Toledo | W | 79-71 |
| D 1 | Northern Iowa | W | 76-69 |
| D 4 | Kansas State | W | 64-52 |
| D 8 | Ball State | L | 66-76 |
| D 11 | Central Michigan | W | 83-67 |
| D 20 | Northern Illinois (N1) | W | 58-55 |
| D 28 | Georgetown (N2) (10) | L | 43-71 |
| D 29 | USC (N2) | L | 76-86 |
| J 6 | Purdue (20) | L | 64-80 |
| J 8 | Illinois | L | 54-61 |
| J 13 | Michigan State | L | 66-86 |
| J 15 | Michigan | L | 57-62 |
| J 20 | Northwestern | W | 49-45 |
| J 22 | Iowa (10) | W | 65-62 |
| J 29 | Minnesota (16) | L | 58-65 |
| F 3 | Indiana (6) | L | 73-83 |
| F 5 | Ohio State | L | 69-82 |
| F 9 | Ohio State | L | 65-68 |
| F 12 | Indiana (4) | L | 56-75 |
| F 17 | Marquette | L | 62-68 |
| F 19 | Minnesota | L | 71-78 |
| F 24 | Iowa (17) | L | 63-93 |
| F 26 | Northwestern (N3) | L | 57-64 |
| M 2 | Michigan | W | 82-70 |
| M 5 | Michigan State | L | 65-91 |
| M 10 | Illinois | L | 64-71 |
| M 12 | Purdue | L | 64-79 |
| N1 | — at Metro Centre, Rockford, Ill. | | |
| N2 | — Winston Tire Classic, Los Angeles | | |
| N3 | — at Alumni Hall (DePaul), Chicago | | |

1983-84

Record: 8-20; Big Ten 4-14 (10th)

Coach: Steve Yoder

| | | | |
|------|---------------|---|--------|
| N 26 | Florida A&M | W | 100-56 |
| D 1 | Northern Iowa | L | 59-60 |

| | | | |
|------|---------------------------------------|---|-------|
| D 3 | Southern Illinois | W | 78-72 |
| D 5 | Nebraska (20T) | L | 69-71 |
| D 7 | Northern Illinois | W | 90-68 |
| D 10 | Kansas State | L | 64-71 |
| D 20 | Toledo | L | 60-73 |
| D 29 | Oklahoma State (N1) | L | 84-89 |
| D 30 | Yale (N1) | W | 87-77 |
| J 5 | Purdue | L | 65-84 |
| J 7 | Illinois (14) (OT) | L | 62-63 |
| J 12 | Michigan State | W | 81-74 |
| J 14 | Michigan | W | 71-64 |
| J 19 | Northwestern (OT) | W | 61-60 |
| J 21 | Iowa | L | 62-75 |
| J 25 | Minnesota | L | 62-75 |
| F 2 | Ohio State | L | 74-85 |
| F 4 | Indiana | L | 67-81 |
| F 9 | Indiana | L | 64-74 |
| F 11 | Ohio State | L | 65-71 |
| F 15 | Minnesota | L | 67-68 |
| F 16 | Marquette | L | 59-74 |
| F 23 | Iowa | L | 55-63 |
| F 26 | Northwestern | W | 54-47 |
| M 1 | Michigan | L | 75-84 |
| M 3 | Michigan State | L | 59-78 |
| M 6 | Purdue (11) | L | 48-61 |
| M 10 | Illinois (7) | L | 57-81 |
| N1 | — Merrill Lynch Classic, Dayton, Ohio | | |

1984-85

Record: 14-14; Big Ten 5-13 (9th)

Coach: Steve Yoder

| | | | |
|------|--|---|--------|
| N 25 | Morgan State | W | 93-78 |
| D 1 | Washington State | W | 61-59 |
| D 3 | Kentucky State | W | 88-74 |
| D 6 | South Dakota | W | 96-56 |
| D 8 | Central Michigan | W | 74-63 |
| D 12 | Nebraska | L | 51-53 |
| D 14 | Dartmouth | W | 90-70 |
| D 22 | Northern Illinois (N1) | W | 83-71 |
| D 28 | Texas A&M (N2) | W | 71-69 |
| D 29 | New Mexico (N2) | W | 83-74 |
| J 5 | Northwestern | W | 52-51 |
| J 9 | Ohio State | L | 88-99 |
| J 12 | Indiana (11) | L | 68-90 |
| J 17 | Illinois (11) | L | 67-78 |
| J 19 | Purdue | L | 68-72 |
| J 24 | Minnesota | L | 62-72 |
| J 26 | Iowa | L | 65-105 |
| J 31 | Michigan State | L | 68-77 |
| F 2 | Michigan (10) | L | 81-94 |
| F 7 | Indiana | L | 54-58 |
| F 9 | Ohio State | W | 92-78 |
| F 14 | Purdue | L | 52-67 |
| F 16 | Illinois (17) | L | 49-68 |
| F 20 | Iowa (14) | W | 54-53 |
| F 24 | Minnesota | W | 65-61 |
| F 28 | Michigan (3) | L | 68-88 |
| M 2 | Michigan State | L | 63-83 |
| M 9 | Northwestern | W | 61-53 |
| N1 | — at Metro Centre, Rockford, Ill. | | |
| N2 | — Lobo Invitational, Albuquerque, N.M. | | |

1985-86

Record: 12-16; Big Ten 4-14 (9th)

Coach: Steve Yoder

| | | | |
|------|----------------|---|--------|
| N 22 | South Carolina | W | 68-65 |
| N 27 | Cal. State-LA | W | 104-88 |

| | | | |
|------|--------------------------------------|---|--------|
| N 30 | Marquette | W | 75-74 |
| D 2 | San Francisco St. | W | 90-61 |
| D 5 | East Texas State | W | 82-60 |
| D 7 | Miami (FL) | W | 88-66 |
| D 9 | Washington State | W | 74-68 |
| D 12 | Northern Illinois | W | 76-67 |
| D 27 | Boston College (N1) | L | 72-74 |
| D 28 | Princeton (N1) | L | 49-54 |
| J 4 | Northwestern | W | 57-52 |
| J 9 | Ohio State | L | 61-78 |
| J 11 | Indiana | L | 69-80 |
| J 16 | Illinois | L | 54-73 |
| J 19 | Purdue (19) | L | 73-100 |
| J 23 | Minnesota | L | 65-67 |
| J 25 | Iowa | W | 69-63 |
| J 30 | Michigan State | L | 81-83 |
| F 1 | Michigan (9) | L | 64-91 |
| F 6 | Indiana (18) | L | 69-78 |
| F 8 | Ohio State | L | 71-73 |
| F 13 | Purdue | L | 78-80 |
| F 15 | Illinois | L | 74-82 |
| F 20 | Iowa | L | 48-101 |
| F 22 | Minnesota | W | 70-64 |
| F 26 | Michigan (10) | L | 74-97 |
| M 2 | Michigan State (17) | L | 71-84 |
| M 9 | Northwestern | W | 70-68 |
| N1 | — Fiesta Bowl Classic, Tucson, Ariz. | | |

1986-87

Record: 14-17; Big Ten 4-14 (8th)

Coach: Steve Yoder

| | | | |
|------|-----------------------------------|---|--------|
| N 28 | Nebraska-Omaha | W | 86-47 |
| N 29 | South Florida | W | 65-51 |
| D 1 | Marquette | L | 71-84 |
| D 4 | South Carolina | W | 47-45 |
| D 6 | Central Michigan | L | 66-80 |
| D 8 | Miami (FL) | W | 65-54 |
| D 10 | North Dakota St. | W | 81-76 |
| D 11 | Northern Illinois (N1) | W | 95-63 |
| D 22 | Eastern Illinois | W | 72-68 |
| D 23 | Kentucky State | W | 87-59 |
| D 27 | Hawaii (N2) | W | 82-77 |
| D 29 | California (N2) | W | 66-63 |
| D 30 | Pittsburgh (N2) (17) | L | 82-98 |
| J 3 | Minnesota | L | 67-69 |
| J 5 | Iowa (2) | L | 63-78 |
| J 8 | Illinois (12) | L | 66-68 |
| J 10 | Purdue (6) | L | 48-57 |
| J 15 | Indiana (4) | L | 65-103 |
| J 17 | Ohio State | L | 66-81 |
| J 22 | Michigan State | L | 78-81 |
| J 24 | Michigan | L | 78-84 |
| J 31 | Northwestern | W | 62-57 |
| F 5 | Purdue (7) | L | 62-70 |
| F 7 | Illinois (14) | L | 74-99 |
| F 12 | Ohio State | L | 69-83 |
| F 16 | Indiana (2) (30T) | L | 85-86 |
| F 18 | Michigan | L | 64-77 |
| F 21 | Michigan State | W | 65-63 |
| M 1 | Northwestern | W | 76-59 |
| M 5 | Minnesota | W | 69-52 |
| M 8 | Iowa (6) | L | 71-81 |
| N1 | — at Metro Centre, Rockford, Ill. | | |
| N2 | — Rainbow Classic, Honolulu | | |

All-time Results (cont.)

1987-88

Record: 12-16; Big Ten 6-12 (7th)

Coach: Steve Yoder

| | | |
|------|----------------------------------|----------|
| N 28 | South Florida.....W | ..58-55 |
| D 1 | N. Illinois (N1)W | ..87-77 |
| D 3 | Eastern Illinois.....L | ..52-59 |
| D 5 | Butler.....W | ..92-80 |
| D 8 | Southern Illinois.....L | ..76-80 |
| D 10 | MarquetteW | ..66-55 |
| D 12 | Loyola (IL)L | ..75-78 |
| D 28 | UNLV (15) (N2)L | ..65-102 |
| D 29 | Northern Iowa (N2)W | ..64-56 |
| J 3 | Wash. St. (N1).....W | ..80-65 |
| J 7 | Mich. St. (20T)W | ..78-72 |
| J 9 | Ohio StateW | ..64-63 |
| J 14 | Indiana (15)L | ..53-55 |
| J 16 | Illinois (20)L | ..65-80 |
| J 21 | Michigan (7)L | ..54-65 |
| J 25 | Iowa (16)L | ..89-104 |
| J 30 | NorthwesternW | ..80-59 |
| F 3 | Purdue (6)L | ..62-86 |
| F 8 | MinnesotaL | ..62-71 |
| F 11 | Michigan (12)L | ..67-80 |
| F 13 | Ohio StateL | ..53-78 |
| F 21 | IllinoisL | ..65-85 |
| F 24 | IndianaL | ..74-84 |
| F 28 | Minnesota (N1)W | ..81-70 |
| M 3 | Purdue (2)L | ..56-84 |
| M 5 | NorthwesternW | ..74-69 |
| M 10 | Iowa (15)L | ..70-103 |
| M 12 | Michigan StateW | ..71-69 |
| N1 | — Played at Dane County Coliseum | |
| N2 | — Rebel Classic, Las Vegas | |

1988-89

Record: 18-12; Big Ten 8-10 (T6th)

Coach: Steve Yoder

| | | |
|------|------------------------|----------|
| N 26 | OregonW | ..74-47 |
| N 28 | Ferris StateW | ..98-61 |
| D 2 | Maine (N1)W | ..89-72 |
| D 3 | Marquette (N1)W | ..70-55 |
| D 5 | Eastern IllinoisW | ..52-44 |
| D 7 | Loyola (IL)L | ..76-90 |
| D 10 | ButlerW | ..63-53 |
| D 14 | DenverW | ..89-34 |
| D 30 | Eastern Michigan W | ..84-69 |
| J 4 | MinnesotaW | ..75-67 |
| J 7 | Ohio State (14)L | ..70-73 |
| J 12 | Illinois (2)L | ..80-103 |
| J 14 | PurdueL | ..62-68 |
| J 19 | Indiana (19) (OT) ..L | ..58-61 |
| J 21 | Michigan (6)W | ..71-68 |
| J 26 | Iowa (12)L | ..70-78 |
| J 28 | NorthwesternW | ..59-58 |
| F 2 | Michigan St. (OT) ..W | ..69-64 |
| F 8 | MinnesotaL | ..58-59 |
| F 11 | Iowa (8)W | ..65-54 |
| F 15 | NorthwesternW | ..72-60 |
| F 18 | Illinois (5)W | ..72-52 |
| F 22 | MarquetteW | ..61-50 |
| F 25 | Michigan (13)L | ..70-92 |
| M 2 | PurdueL | ..60-65 |
| M 4 | Ohio StateW | ..77-65 |
| M 9 | Indiana (6)L | ..64-75 |
| M 11 | Michigan StateL | ..61-70 |

National Invitation Tournament

(Madison, Wis.)

| | | |
|------|---------------------------------|---------|
| M 15 | New Orleans.....W | ..63-61 |
| M 20 | St. LouisL | ..68-73 |
| N1 | — First Bank Classic, Milwaukee | |

1989-90

Record: 14-17; Big Ten 4-14 (T8th)

Coach: Steve Yoder

| | | |
|------|-------------------------------------|---------|
| N 24 | E. Michigan (N1)L | ..52-71 |
| N 25 | W. Kentucky (N1).....W | ..73-62 |
| N 26 | Bradley (N1)W | ..63-57 |
| N 28 | North Dakota St. ..W | ..81-55 |
| D 1 | Gonzaga (N2)W | ..63-58 |
| D 2 | Marquette (N2) (OT) ..W | ..63-58 |
| D 4 | Washington StateL | ..52-55 |
| D 7 | Western Illinois....W | ..69-42 |
| D 9 | Butler.....W | ..75-59 |
| D 15 | RollinsW | ..68-46 |
| D 28 | Georgia (N3)L | ..64-65 |
| D 29 | Manhattan (N3)W | ..63-48 |
| J 4 | Illinois (4)L | ..59-73 |
| J 6 | Michigan StateL | ..61-64 |
| J 11 | Iowa (OT)W | ..73-69 |
| J 13 | Ohio StateL | ..53-68 |
| J 17 | Purdue (24)L | ..54-56 |
| J 22 | Minnesota (21)W | ..77-75 |
| J 25 | Illinois (10).....L | ..63-66 |
| J 27 | NorthwesternL | ..85-87 |
| F 1 | Indiana (22)L | ..61-85 |
| F 3 | Michigan (4)L | ..63-77 |
| F 8 | Michigan State (23) ...L | ..57-60 |
| F 10 | IowaW | ..80-71 |
| F 15 | Ohio StateL | ..58-68 |
| F 17 | Purdue (12)L | ..55-62 |
| F 19 | MarquetteW | ..82-65 |
| F 22 | Minnesota (18).....L | ..67-68 |
| M 1 | NorthwesternW | ..65-50 |
| M 3 | IndianaL | ..68-70 |
| M 8 | Michigan (13)L | ..64-94 |
| N1 | — San Juan Shootout, San Juan, P.R. | |
| N2 | — First Bank Classic, Milwaukee | |
| N3 | — Tribune Classic, Tempe, Ariz. | |

1990-91

Record: 15-15; Big Ten 8-10 (7th)

Coach: Steve Yoder

| | | |
|------|--------------------------|----------|
| N 24 | Oregon (OT)W | ..72-70 |
| N 29 | San Francisco St. W | ..72-53 |
| D 1 | Southern Methodist...W | ..65-49 |
| D 4 | MarquetteL | ..58-69 |
| D 8 | Southern Indiana ..L | ..66-78 |
| D 11 | NebraskaL | ..63-75 |
| D 15 | Butler (20T)L | ..88-94 |
| D 22 | Texas-ArlingtonW | ..105-74 |
| D 31 | Tennessee Tech...W | ..71-65 |
| J 5 | PortlandW | ..74-50 |
| J 7 | MinnesotaW | ..72-62 |
| J 10 | Michigan StateL | ..50-65 |
| J 12 | Ohio State (4)L | ..60-92 |
| J 17 | Iowa (24)W | ..91-79 |
| J 19 | Michigan (OT)L | ..68-69 |
| J 24 | NorthwesternW | ..74-57 |
| J 26 | PurdueW | ..66-44 |
| J 30 | Indiana (4)L | ..57-73 |
| F 2 | IllinoisL | ..62-70 |
| F 9 | Mich. St. (25) (20T) ..W | ..84-78 |
| F 14 | Ohio State (2)L | ..71-73 |

| | | |
|------|---------------------|---------|
| F 16 | IowaW | ..56-55 |
| F 21 | MichiganL | ..62-65 |
| F 24 | NorthwesternW | ..79-76 |
| F 28 | PurdueL | ..62-69 |
| M 2 | Indiana (5)L | ..61-74 |
| M 6 | IllinoisW | ..85-77 |
| M 9 | MinnesotaL | ..70-80 |

National Invitation Tournament

(Madison, Wis.)

| | | |
|------|------------------------|---------|
| M 13 | Bowling Green (OT) ..W | ..87-79 |
| M 18 | StanfordL | ..72-80 |

1991-92

Record: 13-18; Big Ten 4-14 (9th)

Coach: Steve Yoder

| | | |
|------|--------------------------------|---------|
| N 23 | Loyola (IL)W | ..89-67 |
| N 25 | SE Missouri St. (OT) W | ..82-71 |
| N 30 | Portland.....W | ..96-87 |
| D 3 | SMUL | ..64-66 |
| D 5 | C. Conn. St.W | ..80-54 |
| D 7 | Coastal Carolina ..W | ..91-57 |
| D 11 | NebraskaL | ..67-86 |
| D 13 | Sam Houston St. ..W | ..98-75 |
| D 21 | HowardW | ..64-57 |
| D 27 | Washington St. (N1) ...L | ..51-73 |
| D 29 | Navy (N1)W | ..93-58 |
| D 30 | Fresno State (N1).....L | ..68-71 |
| J 4 | MarquetteW | ..81-63 |
| J 8 | NorthwesternW | ..69-67 |
| J 11 | Indiana (10)L | ..63-79 |
| J 15 | MinnesotaL | ..48-49 |
| J 22 | IllinoisL | ..67-74 |
| J 25 | Michigan (16)L | ..83-98 |
| J 29 | IowaL | ..66-73 |
| F 2 | PurdueW | ..79-69 |
| F 5 | Ohio State (8)L | ..72-86 |
| F 8 | Michigan St. (11) ..L | ..64-79 |
| F 12 | Michigan State (12) ...L | ..61-76 |
| F 15 | Ohio State (8)L | ..63-67 |
| F 20 | IllinoisW | ..92-78 |
| F 26 | Michigan (17)W | ..96-78 |
| F 29 | PurdueL | ..51-61 |
| M 4 | MinnesotaL | ..57-76 |
| M 7 | IowaL | ..65-70 |
| M 12 | Indiana (4)L | ..41-66 |
| M 14 | NorthwesternL | ..65-76 |
| N1 | — at Rainbow Classic, Honolulu | |

1992-93

Record: 14-14; Big Ten 7-11 (T8th)

Coach: Stu Jackson

| | | |
|------|--------------------------|---------|
| D 1 | Loyola (IL)L | ..66-68 |
| D 5 | UW-Green Bay.....W | ..70-65 |
| D 8 | Bethune-Cookman W | ..75-50 |
| D 12 | UW-MilwaukeeL | ..72-77 |
| D 14 | Charleston South. W | 101-72 |
| D 23 | Detroit MercyW | 108-86 |
| D 29 | Alcorn StateW | 110-81 |
| D 31 | FairfieldW | ..76-55 |
| J 2 | MarquetteW | ..77-67 |
| J 9 | Michigan (3)L | ..73-98 |
| J 13 | Purdue (17)L | ..60-76 |
| J 16 | Minnesota (19)W | ..79-70 |
| J 20 | Ohio State (24)W | ..76-67 |
| J 23 | Michigan State (21) ...W | ..67-66 |
| J 27 | IllinoisL | ..72-80 |
| J 30 | Penn StateW | ..75-68 |
| F 3 | NorthwesternW | 101-87 |

| | | |
|--------------------------------|-----------------------|----------|
| F 10 | Michigan (4)L | ..66-85 |
| F 13 | Purdue (18) (20T) ..L | ..87-90 |
| F 18 | MinnesotaL | ..71-85 |
| F 20 | Ohio StateL | ..70-80 |
| F 24 | Michigan StateW | ..65-62 |
| F 28 | IllinoisW | ..74-66 |
| M 3 | Penn StateL | ..58-62 |
| M 6 | NorthwesternL | ..89-100 |
| M 10 | Iowa (17)L | ..65-91 |
| M 14 | Indiana (2)L | ..80-87 |
| National Invitation Tournament | | |
| (Madison, Wis.) | | |
| M 17 | RiceL | ..73-77 |

1993-94

Record: 18-11; Big Ten 8-10 (7th)

Coach: Stu Jackson

| | | |
|------------------------------|------------------------|----------|
| N 27 | UW-MilwaukeeW | 106-84 |
| D 4 | Loyola MarymountW | 103-67 |
| D 8 | UW-Green Bay.....W | ..64-50 |
| D 11 | Texas TechW | ..91-88 |
| D 13 | Eastern Michigan W | ..94-68 |
| D 23 | Miss. Valley St....W | 115-79 |
| D 27 | StanfordW | ..80-73 |
| D 29 | GramblingW | 103-83 |
| J 2 | Marquette (24)W | ..71-52 |
| J 6 | Penn StateW | ..71-56 |
| J 8 | Ohio StateW | ..69-55 |
| J 12 | Minnesota (18).....L | ..53-90 |
| J 15 | Purdue (9)W | ..75-69 |
| J 19 | Michigan StateL | ..60-70 |
| J 25 | IllinoisW | ..66-56 |
| J 29 | Michigan (15)L | ..75-79 |
| F 2 | Michigan StateW | ..87-62 |
| F 5 | Ohio StateL | ..57-73 |
| F 9 | Penn StateW | ..77-64 |
| F 12 | Minnesota (23)L | ..78-109 |
| F 16 | Purdue (9)L | ..64-67 |
| F 19 | NorthwesternL | ..71-75 |
| F 27 | IllinoisL | ..65-76 |
| M 2 | Michigan (3)W | ..71-58 |
| M 5 | NorthwesternL | ..54-66 |
| M 9 | IowaW | ..95-71 |
| M 12 | Indiana (18)L | ..65-78 |
| NCAA Tournament | | |
| (West Regional, Ogden, Utah) | | |
| M 17 | Cincinnati (25)W | ..80-72 |
| M 19 | Missouri (5)L | ..96-109 |

1994-95

Record: 13-14; Big Ten 7-11 (9th)

Coach: Stan Van Gundy

| | | |
|------|-------------------------|---------|
| N 26 | Wright State.....W | ..86-63 |
| N 30 | UW-Green Bay.....W | ..61-57 |
| D 3 | Texas Tech.....W | ..70-65 |
| D 6 | ValparaisoW | ..69-51 |
| D 10 | Eastern MichiganL | ..76-92 |
| D 14 | UW-MilwaukeeW | ..90-64 |
| D 23 | Loyola-Mary.W | ..75-60 |
| D 27 | StanfordL | ..78-95 |
| D 31 | MarquetteL | ..65-80 |
| J 4 | Michigan St. (14) ..L | ..64-78 |
| J 7 | Indiana (21)L | ..70-73 |
| J 11 | Ohio StateW | ..81-59 |
| J 14 | MinnesotaW | ..74-67 |
| J 21 | IowaL | ..84-96 |
| J 26 | Penn StateL | ..67-78 |
| J 28 | NorthwesternW | ..97-73 |

All-time Results (cont.)

| | | | |
|-------------|--------------------|--------|----------------|
| F 1 | Michigan |L | ..58-62 |
| F 4 | Illinois |W | ..73-60 |
| F 11 | Michigan |W | ..70-65 |
| F 15 | Northwestern |W | ..70-56 |
| F 18 | Penn State |L | ..67-74 |
| F 22 | Iowa |L | ..77-84 |
| F 26 | Purdue (21) |L | ..56-66 |
| F 28 | Minnesota |L | ..70-78 |
| M 4 | Ohio State |W | ..80-69 |
| M 8 | Indiana |L | ..70-72 |
| M 11 | Michigan State (9) |L | ..72-97 |

1995-96

Record: 17-15; Big Ten 8-10 (8th)
Coach: Dick Bennett

| | | | |
|-------------|-------------------------|--------|----------------|
| N 20 | Villanova (N1) (3) |L | ..58-66 |
| N 21 | UCLA (N1) (4) |L | ..57-68 |
| N 22 | Chaminade (N1) |W | ..104-66 |
| N 28 | NE Illinois |W | ..89-55 |
| D 2 | Temple (OT) |W | ..57-54 |
| D 5 | Wright State |W | ..94-91 |
| D 9 | St. Bonaventure |L | ..62-76 |
| D 11 | Providence |L | ..57-58 |
| D 14 | Valparaiso |W | ..90-73 |
| D 23 | UW-Milwaukee |W | ..94-63 |
| D 28 | Eastern Illinois |W | 105-70 |
| D 31 | Marquette |W | ..55-46 |
| J 3 | Michigan (21) |W | ..51-46 |
| J 7 | Penn State |L | ..50-79 |
| J 10 | Indiana |L | ..55-81 |
| J 13 | Iowa (11) |W | ..80-71 |
| J 17 | Michigan State |W | ..61-48 |
| J 20 | Northwestern |L | ..52-62 |
| J 24 | Minnesota (OT) |W | ..73-65 |
| J 31 | Ohio State |L | ..55-63 |
| F 3 | Illinois |W | ..57-56 |
| F 7 | Purdue (14) |L | ..42-75 |
| F 10 | Ohio State |W | ..62-56 |
| F 17 | Minnesota |L | ..66-70 |
| F 21 | Northwestern |L | ..71-82 |
| F 24 | Michigan State |W | ..73-52 |
| F 28 | Iowa (20) |L | ..54-69 |
| M 2 | Indiana |L | ..68-76 |
| M 6 | Penn State (16) |W | ..54-52 |
| M 9 | Michigan |L | ..51-65 |

National Invitation Tournament
(Madison, Wis.)

| | | | |
|-------------|-----------------------|--------|----------------|
| M 13 | Manhattan |W | ..55-42 |
| M 18 | Illinois State |L | ..62-77 |

N1 — Maui Invitational

1996-97

Record: 18-10; Big Ten 11-7 (T4th)
Coach: Dick Bennett

| | | | |
|-------------|-----------------------|--------|----------------|
| N 23 | Memphis (N1) |W | ..49-46 |
| N 30 | UNC-Wilmington |W | ..68-35 |
| D 4 | Temple (OT) |W | ..64-57 |
| D 7 | Brown |W | ..52-30 |
| D 10 | UW-Milwaukee |W | ..61-41 |
| D 14 | St. Bonaventure |W | ..77-68 |
| D 23 | Providence |L | ..57-59 |
| D 26 | Ball State |W | ..74-59 |
| D 31 | Marquette |L | ..52-59 |
| J 2 | Minnesota (15) |L | ..48-65 |
| J 4 | Indiana (12) |W | ..71-58 |
| J 9 | Michigan State |L | ..50-58 |
| J 11 | Iowa |L | ..53-78 |
| J 18 | Penn State |W | ..64-45 |

| | | | |
|-------------|----------------------|--------|----------------|
| J 22 | Purdue |L | ..52-60 |
| J 25 | Illinois |W | ..73-56 |
| J 29 | Northwestern |W | ..65-53 |
| F 1 | Ohio State |L | ..42-60 |
| F 6 | Michigan (13) |W | ..58-53 |
| F 8 | Northwestern |W | ..56-44 |
| F 12 | Illinois (20) |W | ..62-45 |
| F 15 | Purdue |W | ..69-52 |
| F 19 | Penn State |W | ..49-45 |
| F 26 | Iowa |W | ..49-48 |
| M 1 | Michigan State |L | ..49-68 |
| M 5 | Indiana (25) |L | ..66-70 |
| M 8 | Minnesota (2) |W | ..66-65 |

NCAA Tournament
(East Regional, Pittsburgh, Pa.)

| | | | |
|------|-------|--------|---------|
| M 14 | Texas |L | ..58-71 |
|------|-------|--------|---------|

N1 — at Ottawa, Ont.

1997-98

Record: 12-19; Big Ten 3-13 (T9th)
Coach: Dick Bennett

| | | | |
|-------------|----------------------------|--------|----------------|
| N 14 | Marquette |L | ..60-65 |
| N 18 | Illinois State (24) |W | ..80-66 |
| N 24 | Pepperdine |L | ..66-77 |
| N 28 | Pacific (N1) |L | ..48-55 |
| N 29 | Oklahoma (N1) (18) |W | ..75-64 |
| N 30 | Montana (N1) |W | ..78-61 |
| D 6 | Temple (20) |L | ..49-59 |
| D 9 | Toledo (OT) |W | ..73-68 |
| D 13 | Ball State |L | ..56-68 |
| D 20 | Coppin State |W | ..71-63 |
| D 23 | Nevada |W | ..62-53 |
| D 27 | Fresno State |W | ..64-60 |
| D 31 | Michigan (18) |L | ..63-76 |
| J 3 | Ohio State |W | ..64-59 |
| J 8 | Michigan State |L | ..40-63 |
| J 14 | Penn State |W | ..76-57 |
| J 17 | Northwestern |W | ..56-33 |
| J 21 | Illinois |L | ..48-62 |
| J 25 | Indiana |L | ..59-69 |
| J 27 | Minnesota |L | ..48-58 |
| J 31 | Purdue (10) |L | ..59-82 |
| F 3 | Iowa (24) |L | ..76-79 |
| F 7 | Illinois (OT) |L | ..47-53 |
| F 11 | Northwestern |L | ..39-47 |
| F 14 | Penn State |L | ..69-75 |
| F 18 | UW-Milwaukee |W | ..65-58 |
| F 21 | Michigan St. (14) |L | ..47-56 |
| F 25 | Ohio State |L | ..56-61 |
| F 28 | Michigan (21) |L | ..70-76 |

Big Ten Tournament
(United Center, Chicago, Ill.)

| | | | |
|-----|---------------|--------|---------|
| M 5 | Penn State |W | ..52-51 |
| M 6 | Illinois (18) |L | ..61-66 |

N1 — Big Island Invitational, Hilo, Hawaii

1998-99

Record: 22-10; Big Ten 9-7 (T3rd)
Coach: Dick Bennett

| | | | |
|-------------|--------------------------|--------|----------------|
| N 14 | Loyola Chicago |W | ..66-29 |
| N 16 | UW-Milwaukee |W | ..75-63 |
| N 20 | New Mexico St. (N1) |L | ..52-66 |
| N 21 | Virginia (N1) |W | ..66-56 |
| N 22 | Nebraska (N1) |W | ..78-41 |
| N 28 | Rhode Island |W | ..65-59 |
| D 2 | Northern Illinois |W | ..67-52 |
| D 5 | Illinois State |W | ..71-54 |
| D 9 | Temple (16) |W | ..63-56 |

| | | | |
|-------------|--------------------------|--------|----------------|
| D 12 | Pepperdine |W | ..57-51 |
| D 15 | Texas |W | ..65-62 |
| D 23 | Marquette |W | ..61-45 |
| D 27 | Fresno State |W | ..87-65 |
| D 30 | Michigan |L | ..55-59 |
| J 2 | Ohio State (OT) |L | ..74-78 |
| J 6 | Michigan St. (12) |W | ..66-51 |
| J 10 | Purdue (9) |W | ..61-56 |
| J 13 | Penn State |W | ..61-58 |
| J 16 | Northwestern |W | ..57-49 |
| J 20 | Illinois |W | ..75-53 |
| J 23 | Iowa (14) |W | ..72-52 |
| J 30 | Minnesota (19) |W | ..61-50 |
| F 3 | Indiana (21) |L | ..60-71 |
| F 6 | Illinois |L | ..51-53 |
| F 10 | Northwestern |W | ..57-45 |
| F 13 | Penn State |W | ..73-63 |
| F 21 | Michigan State (4) |L | ..51-56 |
| F 24 | Ohio State (10) |L | ..54-63 |
| F 27 | Michigan |L | ..39-51 |

Big Ten Tournament
(United Center, Chicago, Ill.)

| | | | |
|-----|--------------------|--------|---------|
| M 5 | Iowa (20) |W | ..74-50 |
| M 6 | Michigan State (2) |L | ..41-56 |

NCAA Tournament
(East Regional, Charlotte, N.C.)

| | | | |
|------|-------------------|--------|---------|
| M 12 | SW Missouri State |L | ..32-43 |
|------|-------------------|--------|---------|

— Top of the World Classic, Fairbanks, Alaska

1999-2000

Record: 22-14, Big Ten 8-8 (6th)
Coach: Dick Bennett

| | | | |
|-------------|---------------------------|--------|----------------|
| N 12 | Missouri (N1) |W | ..66-55 |
| N 13 | Syracuse (N1) |L | ..49-68 |
| N 20 | Ball State |W | ..60-50 |
| N 23 | UW-Milwaukee |W | ..69-49 |
| N 30 | Wake Forest (N2) |L | ..48-67 |
| D 3 | Rhode Island |W | ..66-43 |
| D 7 | Texas (10) |W | ..61-45 |
| D 8 | UW-Green Bay |W | ..55-34 |
| D 11 | South Florida |L | ..63-66 |
| D 14 | Northern Illinois |L | ..51-55 |
| D 23 | Marquette |W | ..86-74 |
| D 29 | Temple (17) |W | ..62-44 |
| J 5 | Indiana (10) |L | ..67-71 |
| J 8 | Illinois (19) |W | ..63-59 |
| J 13 | Ohio State (17) |L | ..51-53 |
| J 15 | Purdue |L | ..52-63 |
| J 19 | Penn State |L | ..61-76 |
| J 22 | Minnesota |W | ..85-53 |
| J 26 | Purdue |W | ..55-45 |
| J 29 | Iowa |L | ..55-61 |
| F 2 | Ohio State (5) |L | ..48-51 |
| F 5 | Minnesota |W | ..66-64 |
| F 12 | Michigan State (6) |L | ..44-61 |
| F 16 | Michigan |W | ..75-59 |
| F 19 | Michigan State (6) |L | ..54-59 |
| F 23 | Iowa |W | ..54-45 |
| M 1 | Northwestern |W | ..62-46 |
| M 5 | Indiana (14) |W | ..56-53 |

Big Ten Tournament
(United Center, Chicago, Ill.)

| | | | |
|------|--------------------|--------|---------|
| M 9 | Northwestern |W | ..51-41 |
| M 10 | Purdue (22) |W | ..78-66 |
| M 11 | Michigan State (5) |L | ..46-55 |

NCAA Tournament
(West Regional, Salt Lake City, Utah and Albuquerque, N.M.)

| | | | |
|------|--------------|--------|---------|
| M 16 | Fresno State |W | ..66-56 |
| M 18 | Arizona (4) |W | ..66-59 |
| M 23 | LSU (10) |W | ..61-48 |
| M 25 | Purdue (25) |W | ..64-60 |

NCAA Final Four
(Indianapolis, Ind.)

| | | | |
|-----|--------------------|--------|---------|
| A 1 | Michigan State (2) |L | ..41-53 |
|-----|--------------------|--------|---------|

N1 — NABC Classic, Syracuse, N.Y.
N2 — ACC-Big Ten Challenge

2000-01

Record: 18-11, Big Ten 9-7 (5th)
Coach: Dick Bennett/Brad Soderberg

| | | | |
|-------------|---------------------------|--------|----------------|
| N 21 | Tennessee |L | ..58-66 |
| N 25 | Northern Illinois |W | ..68-64 |
| N 29 | Maryland # (13)(OT) |W | ..78-75 |
| D 2 | Xavier |W | ..61-46 |
| D 6 | UW-Green Bay |W | ..61-53 |
| D 9 | Ohio |W | ..65-46 |
| D 14 | Temple |W | ..66-58 |
| D 16 | UW-Milwaukee |W | ..55-47 |
| D 23 | Marquette |W | ..52-47 |
| D 30 | South Florida (OT) |W | ..63-61 |
| J 4 | Indiana |W | ..49-46 |
| J 6 | Minnesota |L | ..49-54 |
| J 10 | Purdue |L | ..67-73 |
| J 13 | Michigan St. (3) (OT) |L | ..59-69 |
| J 16 | Iowa (14) |W | ..67-54 |
| J 24 | Ohio State |W | ..57-42 |
| J 27 | Penn State |W | ..63-58 |
| J 30 | Butler |L | ..44-58 |
| F 3 | Michigan |W | ..60-41 |
| F 7 | Purdue |W | ..73-54 |
| F 10 | Ohio State |L | ..58-63 |
| F 13 | Illinois (4) |L | ..67-68 |
| F 18 | Northwestern |W | ..59-37 |
| F 21 | Minnesota |W | ..64-54 |
| F 24 | Indiana |L | ..55-85 |
| F 27 | Michigan State (3) |L | ..47-51 |
| M 3 | Iowa |W | ..59-57 |

Big Ten Tournament
(United Center, Chicago, Ill.)

| | | | |
|-----|---------|--------|---------|
| M 9 | Indiana |L | ..52-64 |
|-----|---------|--------|---------|

NCAA Tournament
(West Regional, Boise, Idaho)

| | | | |
|------|---------------|--------|---------|
| M 15 | Georgia State |L | ..49-50 |
|------|---------------|--------|---------|

— ACC-Big Ten Challenge, Milwaukee, Wis.

Note: home games are listed in bold

All-time Series Scores

Air Force

UW leads 2-0

| | | | |
|---------|---|---|-------|
| 12/3/60 | H | W | 80-67 |
| 12/1/62 | A | W | 72-64 |

Alabama

Alabama leads 2-0

| | | | |
|---------|---|---|-------|
| 12/8/79 | H | L | 62-66 |
| 12/1/80 | A | L | 75-90 |

Alcorn State

UW leads 1-0

| | | | |
|----------|---|---|--------|
| 12/29/92 | H | W | 110-81 |
|----------|---|---|--------|

Arizona

UW leads 2-1

| | | | |
|----------|---|---|--------|
| 12/3/62 | A | L | 46-51 |
| 12/30/66 | N | W | 104-77 |
| 3/18/00 | N | W | 66-59 |

Arkansas State

UW leads 1-0

| | | | |
|----------|---|---|------|
| 12/14/14 | H | W | 45-7 |
|----------|---|---|------|

Army

UW leads 1-0

| | | | |
|----------|---|---|-------|
| 12/30/79 | N | W | 78-54 |
|----------|---|---|-------|

BALL STATE

UW leads 6-2

| | | | |
|----------|---|---|-------|
| 12/4/36 | H | W | 38-33 |
| 12/1/69 | H | W | 88-74 |
| 12/9/80 | H | W | 85-72 |
| 12/12/81 | H | W | 71-70 |
| 12/8/82 | A | L | 66-76 |
| 12/26/96 | H | W | 74-59 |
| 12/13/97 | A | L | 56-68 |
| 11/20/99 | H | W | 60-50 |

Bethune-Cookman

UW leads 1-0

| | | | |
|---------|---|---|-------|
| 12/8/92 | H | W | 75-50 |
|---------|---|---|-------|

Boston College

UW leads 3-2

| | | | |
|----------|---|---|-------|
| 12/26/59 | N | W | 95-82 |
| 12/18/64 | N | L | 85-86 |
| 12/26/64 | N | W | 70-69 |
| 12/27/76 | N | W | 74-66 |
| 12/27/85 | N | L | 72-74 |

Bowling Green State

UW leads 2-1

| | | | |
|----------|---|---|-------|
| 12/12/64 | H | W | 87-56 |
| 12/10/66 | A | L | 69-81 |
| 3/13/91 | H | W | 87-79 |

Bradley

Tied 2-2

| | | | |
|----------|---|---|-------|
| 2/12/29 | H | W | 48-22 |
| 12/20/56 | A | L | 62-74 |
| 12/17/60 | A | L | 66-88 |
| 11/26/89 | N | W | 63-57 |

Brigham Young

UW leads 1-0

| | | | |
|----------|---|---|-------|
| 12/11/31 | H | W | 30-16 |
|----------|---|---|-------|

Brown

UW leads 2-0

| | | | |
|----------|---|---|-------|
| 12/21/74 | H | W | 79-68 |
| 12/7/96 | H | W | 52-30 |

Butler

UW leads 17-13

| | | | |
|----------|---|---|-------|
| 12/16/21 | H | L | 20-26 |
| 12/15/22 | H | L | 13-20 |
| 2/12/24 | H | W | 25-23 |
| 12/19/24 | H | L | 16-22 |
| 2/5/26 | H | W | 31-24 |
| 12/16/27 | H | W | 25-18 |
| 2/10/32 | H | W | 28-17 |
| 12/30/33 | H | W | 37-27 |
| 2/8/36 | H | W | 28-24 |
| 12/23/36 | A | L | 23-43 |
| 12/19/38 | A | L | 21-24 |
| 2/5/40 | H | L | 46-50 |
| 2/8/41 | H | W | 59-55 |
| 12/9/46 | A | W | 60-52 |

| | | | |
|----------|---|---|-------|
| 12/8/47 | H | W | 61-53 |
| 2/1/51 | H | W | 60-35 |
| 2/6/52 | A | W | 62-60 |
| 12/1/53 | H | W | 70-54 |
| 1/17/55 | A | W | 57-53 |
| 12/1/55 | H | L | 63-67 |
| 12/3/56 | A | L | 50-54 |
| 12/19/57 | H | W | 59-58 |
| 12/30/58 | A | L | 55-69 |
| 12/1/59 | H | L | 82-88 |
| 12/1/60 | A | L | 58-73 |
| 12/5/87 | H | W | 92-80 |
| 12/10/88 | A | W | 63-53 |
| 12/9/89 | H | W | 75-59 |
| 12/15/90 | A | L | 88-94 |
| 1/30/01 | H | L | 44-58 |

Cal. State-Los Angeles

UW leads 1-0

| | | | |
|----------|---|---|--------|
| 11/27/85 | H | W | 104-88 |
|----------|---|---|--------|

California

California leads 5-2

| | | | |
|----------|---|---|-------|
| 12/19/47 | A | L | 61-73 |
| 12/20/47 | A | L | 44-59 |
| 12/28/51 | N | L | 49-68 |
| 12/26/52 | H | W | 64-57 |
| 12/29/55 | A | L | 55-62 |
| 12/20/58 | N | L | 53-68 |
| 12/29/86 | N | W | 66-63 |

California-Davis

UW leads 1-0

| | | | |
|---------|---|---|-------|
| 12/3/73 | H | W | 97-53 |
|---------|---|---|-------|

Canisius

Tied 1-1

| | | | |
|----------|---|---|-------|
| 12/28/59 | A | L | 65-80 |
| 12/3/77 | H | W | 96-70 |

Central Connecticut St.

UW leads 1-0

| | | | |
|---------|---|---|-------|
| 12/5/91 | H | W | 80-54 |
|---------|---|---|-------|

Central Michigan

UW leads 3-2

| | | | |
|----------|---|---|-------|
| 12/31/80 | H | W | 69-62 |
| 12/9/81 | A | L | 68-71 |
| 12/11/82 | H | W | 83-67 |
| 12/8/84 | H | W | 74-63 |
| 12/6/86 | A | L | 66-80 |

Chaminade

UW leads 1-0

| | | | |
|----------|---|---|--------|
| 11/22/95 | N | W | 104-66 |
|----------|---|---|--------|

Charleston Southern

UW leads 1-0

| | | | |
|----------|---|---|--------|
| 12/14/92 | H | W | 101-72 |
|----------|---|---|--------|

Cincinnati

Cincinnati leads 5-1

| | | | |
|----------|---|---|--------|
| 12/9/61 | H | L | 67-86 |
| 12/30/61 | N | L | 71-101 |
| 12/14/63 | A | L | 60-65 |
| 12/22/65 | A | L | 74-87 |
| 12/3/66 | H | L | 70-77 |
| 3/17/94 | N | W | 80-72 |

City College of NY

CCNY leads 1-0

| | | | |
|---------|---|---|-------|
| 3/20/47 | N | L | 56-70 |
|---------|---|---|-------|

Cleveland State

UW leads 1-0

| | | | |
|----------|---|---|--------|
| 12/22/79 | H | W | 103-78 |
|----------|---|---|--------|

Coastal Carolina

UW leads 1-0

| | | | |
|---------|---|---|-------|
| 12/7/91 | H | W | 91-57 |
|---------|---|---|-------|

Coppin State

UW leads 1-0

| | | | |
|----------|---|---|-------|
| 12/20/97 | H | W | 71-63 |
|----------|---|---|-------|

Creighton

UW leads 1-0

| | | | |
|--------|---|---|-------|
| 1/8/49 | H | W | 75-39 |
|--------|---|---|-------|

All-time Series Scores (cont.)

Dartmouth

UW leads 3-1

| | | | |
|----------|---|---|-------|
| 3/21/41 | H | W | 51-50 |
| 12/31/41 | N | L | 49-57 |
| 12/27/63 | N | W | 94-68 |
| 12/14/84 | H | W | 90-70 |

Davidson

Davidson leads 1-0

| | | | |
|----------|---|---|-------|
| 12/12/80 | N | L | 63-67 |
|----------|---|---|-------|

Dayton

UW leads 1-0

| | | | |
|----------|---|---|--------|
| 12/28/61 | N | W | 105-93 |
|----------|---|---|--------|

Denver

UW leads 2-0

| | | | |
|----------|---|---|-------|
| 12/28/53 | H | W | 67-48 |
| 12/14/88 | H | W | 89-34 |

DePaul

DePaul leads 6-1

| | | | |
|----------|---|---|-------|
| 12/23/35 | A | L | 22-27 |
| 12/30/36 | H | L | 17-33 |
| 3/3/44 | N | L | 35-48 |
| 12/6/76 | H | W | 68-66 |
| 12/14/77 | H | L | 62-85 |
| 12/16/78 | A | L | 78-84 |
| 12/5/79 | A | L | 77-90 |

Detroit

UW leads 2-0

| | | | |
|----------|---|---|--------|
| 1/2/39 | H | W | 34-27 |
| 12/23/92 | H | W | 108-86 |

Duquesne

Duquesne leads 1-0

| | | | |
|----------|---|---|-------|
| 12/29/67 | N | L | 66-76 |
|----------|---|---|-------|

East Tennessee State

UW leads 1-0

| | | | |
|---------|---|---|-------|
| 12/1/79 | N | W | 68-56 |
|---------|---|---|-------|

East Texas State

UW leads 1-0

| | | | |
|---------|---|---|-------|
| 12/5/85 | H | W | 82-60 |
|---------|---|---|-------|

Eastern Illinois

UW leads 4-1

| | | | |
|----------|---|---|--------|
| 12/1/70 | H | W | 102-84 |
| 12/22/86 | H | W | 72-68 |
| 12/3/87 | A | L | 52-59 |
| 12/5/88 | H | W | 52-44 |
| 12/28/95 | H | W | 105-70 |

Eastern Michigan

UW leads 3-2

| | | | |
|----------|---|---|-------|
| 12/12/79 | H | W | 69-57 |
| 12/30/88 | H | W | 84-69 |
| 11/24/89 | H | L | 52-71 |
| 12/13/93 | H | W | 94-68 |
| 12/10/94 | A | L | 76-92 |

Fairfield

UW leads 1-0

| | | | |
|----------|---|---|-------|
| 12/31/92 | H | W | 76-55 |
|----------|---|---|-------|

Ferris State

UW leads 1-0

| | | | |
|----------|---|---|-------|
| 11/28/88 | H | W | 98-61 |
|----------|---|---|-------|

Florida

Tied 1-1

| | | | |
|----------|---|---|-------|
| 12/20/67 | H | W | 86-81 |
| 12/21/68 | A | L | 66-71 |

Florida A&M

UW leads 1-0

| | | | |
|----------|---|---|--------|
| 11/26/83 | H | W | 100-56 |
|----------|---|---|--------|

Florida State


UW leads 1-0

| | | | |
|---------|---|---|-------|
| 12/4/61 | H | W | 64-63 |
|---------|---|---|-------|

Florida Tech

UW leads 1-0

| | | | |
|----------|---|---|-------|
| 12/13/71 | H | W | 90-58 |
|----------|---|---|-------|



Joe Chnelich scored 14 points and grabbed 11 rebounds in a 68-66 upset of DePaul in 1976. That is Wisconsin's lone victory over the Blue Demons in seven meetings.

Fordham

UW leads 1-0

| | | | |
|----------|---|---|-------|
| 12/16/66 | N | W | 67-66 |
|----------|---|---|-------|

Fresno State

UW leads 3-1

| | | | |
|----------|---|---|-------|
| 12/30/91 | N | L | 68-71 |
| 12/27/97 | A | W | 64-60 |
| 12/27/98 | H | W | 87-65 |
| 3/16/00 | N | W | 66-56 |

George Washington

George Washington leads 1-0

| | | | |
|---------|---|---|-------|
| 12/7/77 | A | L | 74-77 |
|---------|---|---|-------|

Georgetown

Tied 1-1

| | | | |
|----------|---|---|-------|
| 12/28/71 | N | W | 82-62 |
| 12/28/82 | N | L | 43-71 |

Georgia

Georgia leads 2-0

| | | | |
|----------|---|---|-------|
| 12/28/74 | N | L | 89-91 |
| 12/28/89 | N | L | 64-65 |

Georgia State

Georgia State leads 1-0

| | | | |
|---------|---|---|-------|
| 3/15/01 | N | L | 49-50 |
|---------|---|---|-------|

Georgia Tech

UW leads 1-0

| | | | |
|----------|---|---|--------|
| 12/28/63 | N | W | 104-84 |
|----------|---|---|--------|

Gonzaga

UW leads 2-0

| | | | |
|----------|---|---|--------|
| 12/18/63 | H | W | 115-71 |
| 12/1/89 | N | W | 63-58 |

All-time Series Scores (cont.)

Grambling

UW leads 1-0

12/29/93 H W 103-83

Hardin-Simmons

UW leads 1-0

1/27/65 H W 83-63

Harvard

UW leads 1-0

1/31/42 H W 58-41

Hawaii

UW leads 1-0

12/27/86 N W 82-77

Houston

Tied 1-1

12/1/64 H W 76-65

12/11/65 A L 57-82

Howard

UW leads 1-0

12/21/91 H W 64-57

Illinois-Chicago

Illinois-Chicago leads 1-0

12/4/81 H L 66-74

Illinois State

UW leads 2-1

3/18/96 H L 62-77

11/18/97 H W 80-66

12/5/98 A W 71-54

Indiana State

Indiana State leads 1-0

12/10/62 H L 86-87

Iowa State

Iowa State leads 5-3

1/31/29 H W 34-17

12/5/59 H L 53-71

12/5/60 A L 76-88

12/13/66 H W 80-73

12/16/69 A L 73-84

12/7/74 H W 86-84

12/12/77 A L 73-82

12/29/81 H L 79-103

Kansas

Kansas leads 3-1

12/10/55 H L 66-74

12/22/56 A L 62-83

12/3/68 H W 67-62

12/8/69 A L 60-76

Kansas State

Tied 2-2

12/6/49 H W 56-48

12/18/50 A L 58-77

12/4/82 H W 64-52

12/10/83 A L 64-71

Kent

UW leads 1-0

12/2/63 H W 88-77

Kentucky

Kentucky leads 2-1

12/20/63 A L 85-105

12/31/68 N W 69-65

11/27/76 A L 64-72

Kentucky State

UW leads 3-0

12/5/80 N W 77-65

12/3/84 H W 88-74

12/23/86 H W 87-59

Long Island

UW leads 1-0

12/1/78 N W 73-68

LSU

UW leads 4-0

12/19/53 A W 82-66

12/18/54 H W 107-68

12/15/67 N W 96-94

3/23/00 N W 61-48

Louisville

Louisville leads 1-0

12/28/78 A L 53-70

Loyola Chicago

UW leads 9-6

12/11/48 H L 37-40

12/10/49 A W 68-55

12/8/50 H L 51-54

12/7/53 A W 75-54

12/12/59 H W 85-67

1/28/61 A L 79-87

12/6/75 H W 88-73

12/15/76 H W 71-68

12/29/77 H W 71-70

12/9/78 H W 79-74

12/12/87 H L 75-78

12/7/88 A L 76-90

11/23/91 H W 89-67

12/1/92 A L 66-68

11/14/98 H W 66-29

Loyola (LA)

UW leads 4-0

12/13/51 H W 66-47

12/8/52 A W 81-60

12/12/70 H W 94-83

12/6/71 A W 67-66

Loyola-Marymount

UW leads 2-0

12/4/93 A W 103-67

12/23/94 H W 75-60

Maine

UW leads 1-0

12/2/88 N W 89-72

Manhattan

UW leads 2-0

12/29/89 N W 63-48

3/13/96 H W 55-42

Marquette

UW leads: 58-49

12/19/17 H W 15-14

12/18/20 A W 23-18

1/3/23 H L 8-9

12/19/23 A W 27-7

12/18/25 A W 42-26

12/22/26 A W 29-26

2/11/30 H W 29-15

2/13/30 A W 29-22

12/30/30 A L 14-16

12/21/31 A L 23-26

2/8/32 H W 18-16

12/17/32 H L 16-18

1/3/33 A L 16-22

12/16/33 H W 32-30

1/2/34 A L 26-28

12/15/34 H W 29-20

12/22/34 A L 25-33

12/14/35 H W 35-22

12/21/35 A W 46-21

12/12/36 H W 29-21

12/19/36 A W 35-29

12/4/37 H L 21-32

12/18/37 A L 32-38

12/5/38 H W 27-26

12/17/38 A L 27-46

12/9/39 H W 46-39

12/16/39 A L 28-41

12/7/40 H W 38-32

12/21/40 A L 30-40

12/6/41 H W 35-34

12/20/41 A W 36-25

12/5/42 H W 45-36

12/19/42 A W 50-38

12/4/43 H L 43-51

12/18/43 A W 40-37

12/9/44 H W 45-40

12/23/44 A W 46-39

12/8/45 H W 42-32

12/22/45 A L 41-62

12/7/46 H W 65-51

12/21/46 A L 47-55

12/6/47 H W 57-50

12/31/47 A W 67-60

12/4/48 H W + 67-63

12/31/48 A W 60-34

12/3/49 H W 63-48


12/17/49 A W 62-45

12/2/50 H W 49-42

12/16/50 A L 58-61

12/1/51 H W 48-46

All-time Series Scores (cont.)



Andy Kowske blocks a shot from Marquette's John Cliff during the Badgers' 86-74 victory over MU in 1999.

| | | | | | | | |
|----------|---|-----|-------|----------|---|----|-------|
| 12/22/51 | A | L | 47-51 | 2/6/73 | H | L | 58-64 |
| 12/5/52 | H | W | 76-55 | 12/29/73 | A | L+ | 48-49 |
| 12/4/53 | A | W | 64-56 | 2/5/74 | A | L | 58-59 |
| 12/2/58 | H | L | 47-76 | 2/4/75 | H | L | 63-69 |
| 12/19/59 | A | L | 66-84 | 12/16/75 | A | L | 54-78 |
| 12/10/60 | H | W | 55-51 | 12/30/75 | A | L | 66-82 |
| 12/20/61 | A | L | 75-92 | 12/28/76 | A | L | 57-64 |
| 12/19/62 | H | W | 76-58 | 2/21/77 | H | L | 58-73 |
| 12/29/62 | A | W | 70-56 | 2/14/78 | A | L | 64-75 |
| 1/28/64 | A | W | 72-68 | 12/23/78 | H | W | 65-52 |
| 12/19/64 | A | L | 61-62 | 12/15/79 | A | W | 57-56 |
| 1/13/65 | H | L | 58-59 | 3/10/81 | H | L | 53-64 |
| 1/3/66 | A | W | 73-72 | 3/9/82 | A | L | 64-94 |
| 1/4/67 | H | L | 60-66 | 2/17/83 | H | L | 62-68 |
| 12/16/67 | A | W | 70-62 | 2/16/84 | A | L | 59-74 |
| 1/11/68 | A | L | 56-71 | 11/30/85 | H | W | 75-74 |
| 12/28/68 | A | L | 56-59 | 12/1/86 | A | L | 71-84 |
| 1/28/69 | H | W | 56-50 | 12/10/87 | H | W | 66-55 |
| 12/27/69 | A | L | 43-64 | 12/3/88 | A | W | 70-55 |
| 1/27/70 | A | L | 51-60 | 2/22/89 | H | W | 61-50 |
| 12/30/70 | A | L | 69-72 | 12/2/89 | A | W+ | 63-58 |
| 2/2/71 | H | L | 75-89 | 2/19/90 | H | W | 82-65 |
| 1/3/72 | A | L | 60-72 | 12/4/90 | A | L | 58-69 |
| 12/30/72 | A | L++ | 73-75 | 1/4/92 | H | W | 81-63 |

| | | | |
|----------|---|---|-------|
| 1/2/93 | A | W | 77-67 |
| 1/2/94 | H | W | 71-52 |
| 12/31/94 | A | L | 65-80 |
| 12/31/95 | H | W | 55-46 |
| 12/31/96 | A | L | 52-59 |
| 11/14/97 | H | L | 60-65 |
| 12/23/98 | A | W | 61-45 |
| 12/23/99 | H | W | 86-74 |
| 12/23/00 | A | W | 52-47 |

Marshall

Marshall leads 1-0

| | | | |
|----------|---|---|-------|
| 12/27/71 | N | L | 83-85 |
|----------|---|---|-------|

Maryland

UW leads 3-0

| | | | |
|----------|---|----|-------|
| 12/30/31 | H | W+ | 32-30 |
| 12/22/32 | A | W | 22-13 |
| 11/29/00 | N | W+ | 78-75 |

Memphis

UW leads 1-0

| | | | |
|----------|---|---|-------|
| 11/23/96 | N | W | 49-46 |
|----------|---|---|-------|

Miami (FL)

UW leads 2-0

| | | | |
|---------|---|---|-------|
| 12/7/85 | H | W | 88-66 |
| 12/8/86 | A | W | 65-54 |

Miami (OH)

UW leads 1-0

| | | | |
|----------|---|---|-------|
| 12/15/62 | H | W | 84-58 |
|----------|---|---|-------|

Mississippi Valley State

UW leads 1-0

| | | | |
|----------|---|---|--------|
| 12/23/93 | H | W | 115-79 |
|----------|---|---|--------|

Missouri

UW leads 7-4

| | | | |
|----------|---|---|-------|
| 12/22/30 | H | W | 37-9 |
| 12/31/37 | H | W | 40-29 |
| 12/30/44 | N | W | 52-37 |
| 12/9/48 | H | W | 58-42 |
| 12/20/49 | A | L | 48-50 |
| 12/12/53 | H | W | 64-53 |
| 12/13/54 | A | L | 56-67 |

| | | | |
|----------|---|---|--------|
| 12/15/58 | H | W | 68-60 |
| 12/14/59 | A | L | 66-78 |
| 3/19/94 | N | L | 96-109 |
| 11/12/99 | N | W | 66-55 |

Montana

UW leads 2-0

| | | | |
|----------|---|---|-------|
| 12/20/65 | H | W | 76-72 |
| 11/30/97 | N | W | 78-61 |

Morgan State

UW leads 2-0

| | | | |
|----------|---|---|-------|
| 12/23/79 | H | W | 94-42 |
| 11/25/84 | H | W | 93-78 |

Navy

UW leads 2-0

| | | | |
|----------|---|---|-------|
| 3/22/47 | N | W | 50-49 |
| 12/29/91 | N | W | 93-58 |

Nebraska

Nebraska leads 10-6

| | | | |
|----------|---|-----|--------|
| 3/5/04 | A | L | 22-25 |
| 2/21/07 | H | W | 35-31 |
| 3/3/08 | H | W | 34-4 |
| 1/3/22 | H | W | 27-14 |
| 12/30/39 | N | L | 43-53 |
| 1/4/41 | A | W | 46-31 |
| 12/19/55 | H | W | 71-52 |
| 12/10/56 | A | L | 51-53 |
| 12/1/65 | H | L | 88-101 |
| 11/30/68 | A | L | 55-68 |
| 12/27/79 | N | L | 82-83 |
| 12/5/83 | H | L++ | 69-71 |
| 12/12/84 | A | L | 51-53 |
| 12/11/90 | A | L | 63-75 |
| 12/11/91 | A | L | 67-86 |
| 11/22/98 | N | W | 78-41 |

Nevada

UW leads 3-0

| | | | |
|----------|---|---|-------|
| 12/20/60 | H | W | 89-56 |
| 12/29/79 | N | W | 86-61 |
| 12/23/97 | H | W | 62-53 |

All-time Series Scores (cont.)

New Mexico

UW leads 2-0

12/27/57 A W 61-59
12/29/84 N W 83-74

New Mexico State

New Mexico State leads 1-0

11/20/98 N L 52-66

New Orleans

UW leads 1-0

3/15/89 H W 63-61

Northeastern Illinois

UW leads 1-0

11/28/95 H W 89-55

Northern Illinois

UW leads: 11-2

12/14/68 H W 69-67
12/8/75 H W 97-77
12/13/76 A L 57-81
12/31/77 H W+ 74-73
12/20/82 MC W 58-55
12/7/83 H W 90-68
12/22/84 MC W 83-71
12/12/85 H W 76-67
12/11/86 MC W 95-63
12/1/87 H W 87-77
12/2/98 H W 67-52
12/14/99 A L 51-55
11/25/00 H W 68-64
MC - Metro Centre, Rockford, Ill.

Northern Iowa

UW leads 3-1

12/21/81 H W 65-53
12/1/82 H W 76-69
12/1/83 A L 59-60
12/20/87 N W 64-56

Notre Dame

Notre Dame leads 17-10

2/8/27 H L 14-19
2/7/28 H L 14-21

12/13/37 A L 31-33
12/10/38 H W 45-39
12/12/39 A L 33-51
12/14/40 H W 44-43
12/13/41 H W 43-35
12/14/42 A L+ 59-61
12/11/43 A L 31-41
12/31/43 N W 47-45
12/16/44 H L 46-57
12/15/45 A L 51-65
12/14/46 H W+ 53-49
12/13/48 A L 54-60
12/13/49 H W 56-48
12/11/50 A L 61-67
12/8/51 H L 53-63
12/4/54 A L 61-72
12/5/55 A W 70-66
12/8/56 H L 55-75
12/7/57 H L 53-75
12/13/58 H W 56-54
12/7/59 A L 58-78
2/1/65 A W 98-90
12/4/65 H W 97-79
12/5/67 H L 73-81
12/11/68 A L 56-57

Ohio

UW leads 6-2

12/7/63 H L 76-77
12/27/68 N W 74-68
1/31/70 H W 72-69
12/15/70 A L 80-81
2/20/73 A W 82-68
1/9/74 H W 69-68
11/30/74 H W 71-62
12/9/00 H W 65-46

Oklahoma

Tied 3-3

12/21/42 H W 48-37
12/18/46 H L 40-56
12/22/47 A L 49-75
12/14/53 H L 65-69
12/11/54 A W 77-66
11/29/97 N W 75-64

Oklahoma State

Oklahoma State leads 1-0

12/29/83 H L 84-89

Oral Roberts

Oral Roberts leads 2-0

12/4/72 A L 76-90
12/29/78 H L 69-102

Oregon

UW leads 3-2

12/27/51 N W 82-77
12/27/52 N L 64-66
12/27/81 N L 82-85
11/26/88 N W 74-47
11/24/90 A W 72-70

Oregon State

Oregon State leads 2-1

1/2/28 H W 36-21
12/8/49 H L 36-49
12/28/60 N L 54-56

Pacific

Tied 1-1

12/16/61 H W 92-68
11/28/97 N L 48-55

Pennsylvania

UW leads 4-0

12/18/30 H W 25-12
2/23/38 A W 52-44
12/29/65 H W 84-70
12/27/67 N W 86-67

Pepperdine

Tied 1-1

11/24/97 A L 66-77
12/12/98 H W 57-51

Pittsburgh

UW leads 10-5

12/15/28 H W 34-24
12/15/31 H W 30-29
12/29/34 H L 27-31
12/21/36 A L 30-41
12/11/37 H W 44-36
12/18/40 H L 34-36
3/22/41 H W 36-30

12/12/47 H W 49-36
12/10/63 H W 85-83
12/8/64 A W 80-63
12/20/69 H W 85-71
12/8/70 A L 76-81
12/18/71 H W 80-63
1/3/72 A W 72-70
12/30/86 N L 82-98

Portland

UW leads 2-1

12/29/60 A L 71-79
1/5/90 H W 74-50
11/30/91 A W 96-87

Princeton

Tied 2-2

12/31/40 ML W 52-40
12/29/54 H W 66-64
12/21/63 N L+ 87-90
12/28/85 N L 49-54
ML - Milwaukee

Providence

Providence leads 3-1

12/26/61 N W 95-84
12/9/77 A L 62-73
12/11/95 A L 57-58
12/23/96 H L 57-59

Rhode Island

UW leads 2-0

11/28/98 A W 65-59
12/3/99 H W 66-43

Rice

Rice leads 2-1

12/16/57 H W 67-62
12/6/58 A L 37-78
3/17/93 H L 73-77

Rutgers

UW leads 1-0

12/28/49 N W 68-55

All-time Series Scores (cont.)

Sam Houston State

UW leads 1-0

12/13/91 H W 98-75

San Francisco State

UW leads 2-0

12/2/85 H W 90-61

11/29/90 H W 72-53

San Jose State

UW leads 1-0

1950 H W 75-59

SIU-Edwardsville

UW leads 1-0

12/2/72 H W 100-74

South Carolina

UW leads 3-0

12/17/66 N W 88-84

11/22/85 A W 68-65

12/4/86 H W 47-45

Southeast Missouri St.

UW leads 1-0

11/25/91 H W 82-71

Southwest Missouri St.

Southwest Missouri St. leads 1-0

3/12/99 N L 32-43

Southern California

Southern California leads 2-1

12/23/46 H W 61-56

12/21/48 A L 31-36

12/29/82 A L 76-86

Southern Illinois

Southern Illinois leads 3-1

12/13/69 H L 69-74

2/9/70 A L 75-86

12/3/83 H W 78-72

12/8/87 A L 76-80

Southern Indiana

Southern Indiana leads 1-0

12/8/90 H L 66-78

Southern Methodist

UW leads 4-3

12/12/55 H L 62-75

12/8/58 A L 63-81

12/9/67 H W 120-82

12/6/69 A W 78-76

12/28/73 N W 74-73

12/1/90 A W 65-49

12/3/91 H L 64-66

South Florida

UW leads 3-1

11/29/86 H W 65-51

11/28/87 A W 58-55

12/11/99 A L 63-66

12/30/00 H W+ 63-61

Stanford

Stanford leads 6-3

1/2/40 H L 26-39

12/30/55 A L 53-65

12/21/59 H W 61-60

12/18/74 H L 67-89

12/29/75 H W 70-64

12/11/76 A L 66-70

3/18/91 H L 72-80

12/27/93 H W 80-73

12/27/94 A L 78-95

St. Bonaventure

Tied 1-1

12/9/95 H L 62-76


12/14/96 A W 77-68

St. John's (NY)

UW leads 2-0

1/26/63 H W 85-52

11/28/78 A W 73-68



Mike Kelley tied a school record with 10 steals against Texas in 1999.

Saint Louis

Tied 2-2

12/19/50 A L+ 48-53

12/17/51 H W 55-54

12/2/78 N W 66-63

3/20/89 N L 68-73

St. Mary's (CA)

Tied 1-1

12/4/74 H L 60-62

12/2/76 H W 82-76

Syracuse

Tied 1-1

1/3/27 N W 31-24

11/13/99 A L 49-68

Temple

UW leads 5-2

12/28/67 QC L 80-82

12/2/95 H W+ 57-54

12/4/96 A W+ 64-57

12/6/97 H L 49-59

12/9/98 A W 63-56

12/29/99 H W 62-44

12/14/00 A W 66-58

QC - Quaker City Classic, Phila.

Tennessee

Tennessee leads 2-0

12/28/81 N L 67-79

11/21/00 A L 56-66

Tennessee Tech

UW leads 1-0

12/31/90 H W 71-65

Texas

UW leads 3-1

12/29/70 ML W 89-73

3/14/96 N L 58-71

12/15/98 A W 65-62

12/7/99 H W 61-45

ML - Milwaukee Invitational

All-time Series Scores (cont.)

Texas A&M

UW leads 1-0

12/28/84 H W 71-69

Texas-Arlington

UW leads 1-0

12/22/90 H W 105-74

Texas-El Paso

UW leads 1-0

12/8/62 H W 73-59

Texas Southern

UW leads 1-0

12/22/80 H W 58-49

Texas Tech

UW leads 2-0

12/11/93 A W 91-88

12/3/94 H W 70-65

Toledo

UW leads 2-1

11/29/82 H W 79-71

12/20/83 A L 60-73

12/9/97 H W 73-68

Tulane

Tulane leads 3-1

12/21/53 A L+ 55-57

12/20/54 H L 66-69

12/19/70 H W 96-77

12/4/71 A L 70-72

UCLA

UCLA leads 4-2

12/23/48 A W 49-46

12/30/49 H W 54-52

12/22/62 H L 63-77

12/28/66 A L 56-100

11/25/72 A L 53-94

11/21/95 N L 57-68

UNC-Charlotte

UW leads 1-0

12/13/80 A W 71-63

UNC-Wilmington

UW leads 1-0

11/30/96 H W 68-35

UNLV

UNLV leads 1-0

12/28/87 A L 65-102

Utah

Tied 1-1

12/30/57 A L 70-72

12/28/62 N W 94-72

Utah State

UW leads 1-0

12/26/69 N W 81-74

Valparaiso

UW leads 2-0

12/6/94 H W 69-51

12/14/95 H W 90-73

Villanova

Villanova leads 1-0

11/20/95 N L 58-66

Virginia

Tied 1-1

12/27/74 N L 78-86

11/21/98 N W 66-56

Wake Forest

Wake Forest leads 1-0

11/30/99 A L 48-67

Washington

Washington leads 3-1

2/9/31 H W 39-9

12/28/55 A L 53-54

12/19/58 H L 48-62

12/17/65 N L 67-81

Washington State

Tied 4-4

3/29/41 N W 39-34

12/30/60 H L 72-78

11/27/82 H L 64-66

12/1/84 H W 61-59

12/9/85 A W 74-68

1/3/87 N W 80-65

12/4/89 A L 52-55

12/27/91 N L 51-73

Washington University

UW leads 3-0

12/15/56 H W 41-38

12/9/57 A W 43-33

12/11/61 H W 91-63

West Virginia

UW leads 2-1

12/18/65 N L 93-101

12/19/72 H W 77-59

12/19/73 A W 69-62

Western Illinois

UW leads 1-0

12/7/89 H W 69-42

Western Kentucky

UW leads 1-0

11/25/89 N W 73-62

Western Michigan

UW leads 1-0

12/6/54 H W 80-68

UW-Green Bay

UW leads 7-0

12/6/80 H W++ 68-66

12/5/81 H W 77-65

12/5/92 H W 70-65

12/8/93 H W 64-50

11/30/94 H W 61-57

12/8/99 H W 55-34

12/6/00 A W 61-53

UW-Milwaukee

UW leads 17-1

12/27/01 A W 37-18

1/2/15 A W 21-10

12/31/15 A W 51-12

1/1/16 A W 39-8

12/30/18 A W 39-18

1/1/20 A W 36-10

12/22/73 H W 73-46

12/1/77 H W 72-66

11/24/78 H W 74-55

12/12/92 H L 72-77

11/27/93 H W 106-84

12/14/94 H W 90-64

12/23/95 H W 94-63

12/10/96 H W 61-41

2/18/98 H W 65-58

11/16/98 H W 75-63

11/23/99 A W 69-49

12/16/00 H W 55-47

Wright State

UW leads 2-0

11/26/94 H W 86-63

12/5/95 A W 94-91

Wyoming

Wyoming leads 1-0

12/28/57 N L 65-93

Xavier (OH)

UW leads 2-0

12/20/38 A W 27-26

12/2/00 H W 61-46

Yale

UW leads 3-1

1/1/02 N L 20-35

12/29/56 H W 64-46

12/29/72 N W 90-64

12/30/83 N W 87-77

+ overtime

Wisconsin vs. The Conferences

AMERICA EAST

| | | |
|----------|---|---|
| Opponent | W | L |
| Maine | 1 | 0 |

ATLANTIC COAST

| | | |
|---------------|---|---|
| Florida State | 1 | 0 |
| Georgia Tech | 1 | 0 |
| Maryland | 3 | 0 |
| Virginia | 1 | 1 |
| Wake Forest | 0 | 1 |

ATLANTIC 10

| | | |
|-------------------|---|---|
| <i>East</i> | | |
| Fordham | 1 | 0 |
| Rhode Island | 2 | 0 |
| St. Bonaventure | 1 | 1 |
| Temple | 5 | 2 |
| <i>West</i> | | |
| Dayton | 1 | 0 |
| Duquesne | 0 | 1 |
| George Washington | 0 | 1 |
| Xavier | 2 | 0 |

BIG EAST

| | | |
|----------------|----|----|
| Boston College | 3 | 2 |
| Georgetown | 1 | 1 |
| Miami | 2 | 0 |
| Notre Dame | 10 | 17 |
| Pittsburgh | 10 | 5 |
| Providence | 1 | 3 |
| Rutgers | 1 | 0 |
| St. John's | 2 | 0 |
| Syracuse | 1 | 1 |
| Villanova | 0 | 1 |
| West Virginia | 2 | 1 |

BIG SKY

| | | |
|---------|---|---|
| Montana | 2 | 0 |
|---------|---|---|

BIG SOUTH

| | | |
|---------------------|---|---|
| Charleston Southern | 1 | 0 |
| Coastal Carolina | 1 | 0 |

BIG TEN

| | | |
|----------------|----|----|
| Illinois | 64 | 99 |
| Indiana | 49 | 91 |
| Iowa | 63 | 72 |
| Michigan | 52 | 82 |
| Michigan State | 49 | 61 |
| Minnesota | 76 | 96 |
| Northwestern | 95 | 57 |
| Ohio State | 54 | 79 |
| Penn State | 11 | 6 |
| Purdue | 57 | 95 |

BIG 12

| | | |
|------------|---|---|
| Iowa State | 3 | 5 |
| Kansas | 1 | 3 |

| | | |
|----------------|---|----|
| Kansas State | 2 | 2 |
| Missouri | 7 | 4 |
| Nebraska | 6 | 10 |
| Oklahoma | 3 | 3 |
| Oklahoma State | 0 | 1 |
| Texas | 3 | 1 |
| Texas A&M | 1 | 0 |
| Texas Tech | 2 | 0 |

BIG WEST

| | | |
|------------------|---|---|
| <i>Eastern</i> | | |
| Nevada | 3 | 0 |
| New Mexico State | 0 | 1 |
| Utah State | 1 | 0 |
| <i>Western</i> | | |
| Pacific | 1 | 1 |

COLONIAL ATHLETIC

| | | |
|----------------|---|---|
| UNC-Wilmington | 1 | 0 |
|----------------|---|---|

CONFERENCE USA

| | | |
|-----------------|----|----|
| <i>American</i> | | |
| Cincinnati | 1 | 5 |
| DePaul | 1 | 6 |
| Louisville | 0 | 1 |
| UNC-Charlotte | 1 | 0 |
| St. Louis | 2 | 2 |
| Marquette | 58 | 49 |
| <i>National</i> | | |
| Houston | 1 | 1 |
| Memphis | 1 | 0 |
| South Florida | 3 | 1 |
| Tulane | 1 | 3 |

IVY LEAGUE

| | | |
|--------------|---|---|
| Brown | 2 | 0 |
| Columbia | 0 | 2 |
| Dartmouth | 3 | 1 |
| Harvard | 1 | 0 |
| Pennsylvania | 4 | 0 |
| Princeton | 2 | 2 |
| Yale | 3 | 1 |

METRO ATLANTIC ATH.

| | | |
|-----------|---|---|
| Canisius | 1 | 0 |
| Fairfield | 1 | 0 |
| Manhattan | 2 | 0 |

MID-AMERICAN

| | | |
|---------------------|----|---|
| <i>East</i> | | |
| Kent | 1 | 0 |
| Bowling Green State | 2 | 1 |
| Marshall | 0 | 1 |
| Miami | 1 | 0 |
| Ohio | 6 | 2 |
| <i>West</i> | | |
| Ball State | 6 | 2 |
| Central Michigan | 3 | 2 |
| Eastern Michigan | 3 | 2 |
| Northern Illinois | 11 | 2 |

| | | |
|------------------|---|---|
| Toledo | 2 | 1 |
| Western Michigan | 1 | 0 |

MID-CONTINENT

| | | |
|------------------|---|---|
| Oral Roberts | 0 | 2 |
| Valparaiso | 2 | 0 |
| Western Illinois | 1 | 0 |

MID-EASTERN ATHLETIC

| | | |
|-----------------|---|---|
| Howard | 1 | 0 |
| Coppin State | 1 | 0 |
| Bethune-Cookman | 1 | 0 |
| Florida A&M | 1 | 0 |
| Morgan State | 2 | 0 |

MIDWESTERN COLL.

| | | |
|------------------|----|----|
| Butler | 17 | 13 |
| Cleveland State | 1 | 0 |
| Detroit Mercy | 2 | 0 |
| Illinois-Chicago | 0 | 1 |
| Loyola Chicago | 10 | 7 |
| UW-Green Bay | 7 | 0 |
| UW-Milwaukee | 17 | 1 |
| Wright State | 2 | 0 |

MISSOURI VALLEY

| | | |
|-------------------|---|---|
| Bradley | 2 | 2 |
| Creighton | 1 | 0 |
| Illinois State | 2 | 1 |
| Indiana State | 0 | 1 |
| Northern Iowa | 3 | 1 |
| SW Missouri State | 0 | 1 |
| Southern Illinois | 1 | 3 |

MOUNTAIN WEST

| | | |
|---------------|---|---|
| Air Force | 2 | 0 |
| Brigham Young | 1 | 0 |
| New Mexico | 2 | 0 |
| UNLV | 0 | 1 |
| Utah | 1 | 1 |
| Wyoming | 0 | 1 |

NORTHEAST

| | | |
|---------------------|---|---|
| Central Conn. State | 1 | 0 |
| Long Island | 1 | 0 |
| Monmouth | 1 | 0 |

OHIO VALLEY

| | | |
|-------------------|---|---|
| Eastern Illinois | 4 | 1 |
| SE Missouri State | 1 | 0 |
| Tennessee Tech | 1 | 0 |

PAC-10

| | | |
|---------------------|---|---|
| Arizona | 2 | 1 |
| California | 2 | 5 |
| Oregon | 3 | 2 |
| Oregon State | 1 | 2 |
| Southern California | 1 | 2 |

| | | |
|------------------|---|---|
| Stanford | 3 | 6 |
| UCLA | 2 | 4 |
| Washington | 0 | 3 |
| Washington State | 4 | 4 |

PATRIOT

| | | |
|------|---|---|
| Army | 1 | 0 |
| Navy | 2 | 0 |

SOUTHEASTERN

| | | |
|----------------|---|---|
| <i>East</i> | | |
| Florida | 1 | 1 |
| Georgia | 0 | 2 |
| Kentucky | 1 | 2 |
| South Carolina | 3 | 0 |
| Tennessee | 0 | 2 |
| <i>West</i> | | |
| Alabama | 0 | 2 |
| LSU | 4 | 0 |

SOUTHERN

| | | |
|----------------------|---|---|
| <i>North</i> | | |
| Davidson | 0 | 1 |
| East Tennessee State | 1 | 0 |

SOUTHLAND

| | | |
|-------------------|---|---|
| Sam Houston State | 1 | 0 |
| Texas-Arlington | 1 | 0 |

SOUTHWESTERN ATH.

| | | |
|------------------------|---|---|
| Alcorn State | 1 | 0 |
| Grambling | 1 | 0 |
| Mississippi Valley St. | 1 | 0 |
| Texas Southern | 1 | 0 |

SUN BELT

| | | |
|------------------|---|---|
| Arkansas State | 1 | 0 |
| Denver | 2 | 0 |
| New Orleans | 1 | 0 |
| Western Kentucky | 1 | 0 |

TRANS AMERICA ATH.

| | | |
|---------------|---|---|
| Georgia State | 0 | 1 |
|---------------|---|---|

WEST COAST

| | | |
|------------------|---|---|
| Gonzaga | 2 | 0 |
| Loyola Marymount | 2 | 0 |
| Pepperdine | 1 | 1 |
| Portland | 2 | 1 |
| St. Mary's | 1 | 1 |

WESTERN ATHLETIC

| | | |
|--------------------|---|---|
| Fresno State | 3 | 1 |
| Hawaii | 1 | 0 |
| Rice | 1 | 2 |
| San Jose State | 1 | 0 |
| Southern Methodist | 4 | 3 |
| Texas-El Paso | 1 | 0 |

Year-by-Year Records

| Year | OVERALL | | | BIG TEN | | | ..Pl. | ..Home | ..Away | ..Neut. |Head Coach |
|----------|---------|----|-------|---------|----|-------|-------|--------|--------|---------|-----------------|
| | W | L | Pct. | W | L | Pct. | | | | | |
| 1898-99 | 0 | 3 | .000 | — | — | — | — | 0-0 | 0-3 | 0-0 | James Elsom |
| 1899-00 | 1 | 1 | .500 | — | — | — | — | 0-0 | 1-1 | 0-0 | James Elsom |
| 1900-01 | 1 | 1 | .500 | — | — | — | — | 0-0 | 1-1 | 0-0 | James Elsom |
| 1901-02 | 7 | 3 | .700 | — | — | — | — | 0-0 | 7-2 | 0-1 | James Elsom |
| 1902-03 | 5 | 2 | .714 | — | — | — | — | 0-0 | 5-2 | 0-0 | James Elsom |
| 1903-04 | 11 | 4 | .733 | — | — | — | — | 2-0 | 9-4 | 0-0 | James Elsom |
| 1904-05 | 10 | 8 | .556 | — | — | — | — | 1-0 | 9-8 | 0-0 | Emmett Angell |
| 1905-06 | 12 | 2 | .857 | 6 | 2 | .750 | 2 | 6-0 | 6-2 | 0-0 | Emmett Angell |
| 1906-07 | 11 | 3 | .786 | 6 | 2 | .750 | 1t | 7-1 | 4-2 | 0-0 | Emmett Angell |
| 1907-08 | 10 | 2 | .833 | 7 | 1 | .875 | 1t | 7-1 | 3-1 | 0-0 | Emmett Angell |
| 1908-09 | 8 | 4 | .667 | 5 | 4 | .556 | 3 | 7-1 | 1-3 | 0-0 | Haskell Noyes |
| 1909-10 | 9 | 5 | .643 | 7 | 5 | .583 | 3 | 8-0 | 1-5 | 0-0 | Haskell Noyes |
| 1910-11 | 9 | 6 | .600 | 6 | 6 | .500 | 5 | 8-1 | 1-5 | 0-0 | Haskell Noyes |
| 1911-12 | 15 | 0 | 1.000 | 12 | 0 | 1.000 | 1 | 8-0 | 7-0 | 0-0 | Walter Meanwell |
| 1912-13 | 14 | 1 | .933 | 11 | 1 | .917 | 1 | 9-0 | 5-1 | 0-0 | Walter Meanwell |
| 1913-14 | 15 | 0 | 1.000 | 12 | 0 | 1.000 | 1 | 9-0 | 6-0 | 0-0 | Walter Meanwell |
| 1914-15 | 13 | 4 | .765 | 8 | 4 | .667 | 3 | 9-2 | 4-2 | 0-0 | Walter Meanwell |
| 1915-16 | 20 | 1 | .952 | 11 | 1 | .917 | 1 | 10-0 | 10-1 | 0-0 | Walter Meanwell |
| 1916-17 | 15 | 3 | .833 | 9 | 3 | .750 | 4 | 9-1 | 6-2 | 0-0 | Walter Meanwell |
| 1917-18 | 14 | 3 | .824 | 9 | 3 | .750 | 1 | 9-1 | 5-2 | 0-0 | Guy Lowman |
| 1918-19 | 5 | 11 | .313 | 3 | 9 | .250 | 10 | 1-6 | 4-5 | 0-0 | Guy Lowman |
| 1919-20 | 15 | 5 | .750 | 7 | 5 | .583 | 5 | 9-1 | 6-4 | 0-0 | Guy Lowman |
| 1920-21 | 13 | 4 | .765 | 8 | 4 | .667 | 1t | 9-0 | 4-4 | 0-0 | Walter Meanwell |
| 1921-22 | 14 | 5 | .737 | 8 | 4 | .667 | 2t | 8-3 | 6-2 | 0-0 | Walter Meanwell |
| 1922-23 | 12 | 3 | .800 | 11 | 1 | .917 | 1t | 7-2 | 5-1 | 0-0 | Walter Meanwell |
| 1923-24* | 11 | 5 | .688 | 8 | 4 | .667 | 1t | 8-1 | 3-4 | 0-0 | Walter Meanwell |
| 1924-25 | 6 | 11 | .353 | 3 | 9 | .250 | 9 | 5-6 | 1-5 | 0-0 | Walter Meanwell |
| 1925-26 | 8 | 9 | .471 | 4 | 8 | .333 | 8t | 6-4 | 2-5 | 0-0 | Walter Meanwell |
| 1926-27 | 10 | 7 | .588 | 7 | 5 | .583 | 4t | 6-3 | 3-4 | 1-0 | Walter Meanwell |
| 1927-28 | 13 | 4 | .765 | 9 | 3 | .750 | 3t | 9-2 | 4-2 | 0-0 | Walter Meanwell |
| 1928-29 | 15 | 2 | .882 | 10 | 2 | .833 | 1t | 9-1 | 5-1 | 1-0 | Walter Meanwell |
| 1929-30 | 15 | 2 | .882 | 8 | 2 | .800 | 2 | 12-0 | 3-2 | 0-0 | Walter Meanwell |
| 1930-31 | 8 | 9 | .471 | 4 | 8 | .333 | 7t | 7-3 | 1-6 | 0-0 | Walter Meanwell |
| 1931-32 | 8 | 10 | .400 | 3 | 9 | .250 | 8t | 7-4 | 1-6 | 0-0 | Walter Meanwell |
| 1932-33 | 7 | 13 | .350 | 4 | 8 | .333 | 8 | 4-6 | 3-7 | 0-0 | Walter Meanwell |
| 1933-34 | 14 | 6 | .700 | 8 | 4 | .667 | 2t | 10-2 | 4-4 | 0-0 | Walter Meanwell |
| 1934-35 | 15 | 5 | .750 | 9 | 3 | .750 | 1t | 11-2 | 4-3 | 0-0 | Harold Foster |
| 1935-36 | 11 | 9 | .550 | 4 | 8 | .333 | 8 | 9-3 | 2-6 | 0-0 | Harold Foster |
| 1936-37 | 8 | 12 | .400 | 3 | 9 | .250 | 8t | 7-4 | 1-8 | 0-0 | Harold Foster |
| 1937-38 | 10 | 10 | .500 | 5 | 7 | .417 | 7 | 8-3 | 2-7 | 0-0 | Harold Foster |
| 1938-39 | 10 | 10 | .500 | 4 | 8 | .333 | 7 | 8-3 | 2-7 | 0-0 | Harold Foster |
| 1939-40 | 5 | 15 | .250 | 3 | 9 | .250 | 9 | 4-6 | 1-8 | 0-1 | Harold Foster |
| 1940-41 | 20 | 3 | .870 | 11 | 1 | .917 | 1 | 11-1 | 6-2 | 3-0 | Harold Foster |
| 1941-42 | 14 | 7 | .667 | 10 | 5 | .667 | 2t | 9-2 | 5-4 | 0-1 | Harold Foster |
| 1942-43 | 12 | 9 | .571 | 6 | 6 | .500 | 4t | 7-4 | 4-5 | 1-0 | Harold Foster |
| 1943-44 | 12 | 9 | .571 | 9 | 3 | .750 | 2t | 5-5 | 6-4 | 1-0 | Harold Foster |
| 1944-45 | 10 | 11 | .476 | 4 | 8 | .333 | 6t | 6-5 | 3-6 | 1-0 | Harold Foster |
| 1945-46 | 4 | 17 | .190 | 1 | 11 | .083 | 9 | 4-7 | 0-10 | 0-0 | Harold Foster |
| 1946-47 | 16 | 6 | .727 | 9 | 3 | .750 | 1 | 9-2 | 6-4 | 1-0 | Harold Foster |
| 1947-48 | 12 | 8 | .600 | 7 | 5 | .583 | 3t | 9-1 | 3-7 | 0-0 | Harold Foster |
| 1948-49 | 12 | 10 | .545 | 5 | 7 | .417 | 7 | 9-3 | 3-7 | 0-0 | Harold Foster |

HOME ATTEND. (SINCE '41)

| G | Total | Avg. | High |
|----|---------|--------|--------|
| 12 | 130,150 | 10,846 | 14,000 |
| 11 | 116,050 | 10,550 | 14,000 |
| 11 | 118,000 | 10,727 | 14,000 |
| 10 | 84,200 | 8,420 | 14,000 |
| 11 | 98,000 | 8,909 | 11,500 |
| 11 | 96,900 | 8,809 | 14,000 |
| 11 | 124,700 | 11,336 | 13,800 |
| 10 | 130,900 | 13,090 | 13,500 |
| 12 | 150,000 | 12,500 | 13,500 |

* 1924 season includes one tie game

Year-by-Year Records (cont.)

| Year | OVERALL | | | BIG TEN | | | ..Pl. | ..Home | ..Away | ..Neut. |Head Coach |
|---------|---------|----|------|---------|----|------|-------|--------|--------|---------|-----------------|
| | W | L | Pct. | W | L | Pct. | | | | | |
| 1949-50 | 17 | 5 | .773 | 9 | 3 | .750 | 2 | 10-1 | 6-4 | 1-0 | Harold Foster |
| 1950-51 | 10 | 12 | .455 | 7 | 7 | .500 | 4t | 6-5 | 4-7 | 0-0 | Harold Foster |
| 1951-52 | 10 | 12 | .455 | 5 | 9 | .357 | 7 | 6-5 | 3-6 | 1-1 | Harold Foster |
| 1952-53 | 13 | 9 | .591 | 10 | 8 | .556 | 5 | 9-2 | 4-6 | 0-1 | Harold Foster |
| 1953-54 | 12 | 10 | .545 | 6 | 8 | .429 | 5t | 7-4 | 5-6 | 0-0 | Harold Foster |
| 1954-55 | 10 | 12 | .455 | 5 | 9 | .357 | 6t | 6-5 | 4-7 | 0-0 | Harold Foster |
| 1955-56 | 6 | 16 | .273 | 4 | 10 | .286 | 8t | 3-8 | 3-8 | 0-0 | Harold Foster |
| 1956-57 | 5 | 17 | .227 | 3 | 11 | .214 | 9 | 4-7 | 1-10 | 0-0 | Harold Foster |
| 1957-58 | 8 | 14 | .364 | 3 | 11 | .214 | 10 | 5-6 | 3-7 | 0-1 | Harold Foster |
| 1958-59 | 3 | 19 | .136 | 1 | 13 | .071 | 10 | 3-8 | 0-10 | 0-1 | Harold Foster |
| 1959-60 | 8 | 16 | .333 | 4 | 10 | .286 | 9 | 5-7 | 2-9 | 1-0 | John Erickson |
| 1960-61 | 7 | 17 | .292 | 4 | 10 | .286 | 8 | 6-4 | 1-11 | 0-2 | John Erickson |
| 1961-62 | 17 | 7 | .708 | 10 | 4 | .714 | 2 | 10-3 | 5-3 | 2-1 | John Erickson |
| 1962-63 | 14 | 10 | .583 | 7 | 7 | .500 | 6 | 8-5 | 5-5 | 1-0 | John Erickson |
| 1963-64 | 8 | 16 | .333 | 2 | 12 | .143 | 10 | 5-6 | 1-9 | 2-1 | John Erickson |
| 1964-65 | 9 | 13 | .409 | 4 | 10 | .286 | 8 | 5-5 | 3-7 | 1-1 | John Erickson |
| 1965-66 | 11 | 13 | .458 | 6 | 8 | .429 | 7 | 9-3 | 2-8 | 0-2 | John Erickson |
| 1966-67 | 13 | 11 | .542 | 8 | 8 | .500 | 4 | 7-4 | 2-6 | 4-1 | John Erickson |
| 1967-68 | 13 | 11 | .542 | 7 | 7 | .500 | 5 | 9-2 | 3-7 | 1-2 | John Erickson |
| 1968-69 | 11 | 13 | .458 | 5 | 9 | .357 | 8t | 8-3 | 1-10 | 2-0 | John Powless |
| 1969-70 | 10 | 14 | .417 | 5 | 9 | .357 | 6t | 6-6 | 3-8 | 1-0 | John Powless |
| 1970-71 | 9 | 15 | .375 | 4 | 10 | .286 | 7t | 7-5 | 1-10 | 1-0 | John Powless |
| 1971-72 | 13 | 11 | .542 | 6 | 8 | .429 | 5t | 9-3 | 3-7 | 1-1 | John Powless |
| 1972-73 | 11 | 13 | .458 | 5 | 9 | .357 | 9 | 8-3 | 2-10 | 1-0 | John Powless |
| 1973-74 | 16 | 8 | .667 | 8 | 6 | .571 | 4t | 11-2 | 4-6 | 1-0 | John Powless |
| 1974-75 | 8 | 18 | .308 | 5 | 13 | .278 | 8 | 8-7 | 0-9 | 0-2 | John Powless |
| 1975-76 | 10 | 16 | .385 | 4 | 14 | .222 | 9 | 7-7 | 2-9 | 1-0 | John Powless |
| 1976-77 | 11 | 16 | .407 | 7 | 11 | .389 | 7t | 8-5 | 2-11 | 1-0 | Bill Cofield |
| 1977-78 | 8 | 19 | .296 | 4 | 14 | .222 | 9t | 7-7 | 1-12 | 0-0 | Bill Cofield |
| 1978-79 | 12 | 15 | .444 | 6 | 12 | .333 | 8t | 9-5 | 3-9 | 0-1 | Bill Cofield |
| 1979-80 | 15 | 14 | .517 | 7 | 11 | .389 | 8 | 11-4 | 2-9 | 2-1 | Bill Cofield |
| 1980-81 | 11 | 16 | .407 | 5 | 13 | .278 | 9 | 9-6 | 2-9 | 0-1 | Bill Cofield |
| 1981-82 | 6 | 21 | .222 | 3 | 15 | .167 | 10 | 4-9 | 2-9 | 0-3 | Bill Cofield |
| 1982-83 | 8 | 20 | .286 | 3 | 15 | .167 | 10 | 7-8 | 0-11 | 1-1 | Steve Yoder |
| 1983-84 | 8 | 20 | .286 | 4 | 14 | .222 | 10 | 6-7 | 1-12 | 1-1 | Steve Yoder |
| 1984-85 | 14 | 14 | .500 | 5 | 13 | .278 | 9 | 10-5 | 2-9 | 2-0 | Steve Yoder |
| 1985-86 | 12 | 16 | .429 | 4 | 14 | .222 | 9 | 8-7 | 4-7 | 0-2 | Steve Yoder |
| 1986-87 | 14 | 17 | .452 | 4 | 14 | .222 | 8 | 8-7 | 4-9 | 2-1 | Steve Yoder |
| 1987-88 | 12 | 16 | .429 | 6 | 12 | .333 | 7 | 8-6 | 3-10 | 4-0 | Steve Yoder |
| 1988-89 | 18 | 12 | .600 | 8 | 10 | .444 | 6t | 14-3 | 3-9 | 1-0 | Steve Yoder |
| 1989-90 | 14 | 17 | .452 | 4 | 14 | .222 | 8t | 8-6 | 2-9 | 4-2 | Steve Yoder |
| 1990-91 | 15 | 15 | .500 | 8 | 10 | .444 | 7 | 11-6 | 4-9 | 0-0 | Steve Yoder |
| 1991-92 | 13 | 18 | .419 | 4 | 14 | .222 | 9 | 11-6 | 1-10 | 1-2 | Steve Yoder |
| 1992-93 | 14 | 14 | .500 | 7 | 11 | .389 | 8t | 11-6 | 3-8 | 0-0 | Stu Jackson |
| 1993-94 | 18 | 11 | .621 | 8 | 10 | .444 | 7 | 14-2 | 3-8 | 1-1 | Stu Jackson |
| 1994-95 | 13 | 14 | .481 | 7 | 11 | .389 | 9 | 11-4 | 2-10 | 0-0 | Stan Van Gundy |
| 1995-96 | 17 | 15 | .531 | 8 | 10 | .444 | 8 | 13-5 | 3-8 | 1-2 | Dick Bennett |
| 1996-97 | 18 | 10 | .643 | 11 | 7 | .611 | 4t | 12-2 | 5-7 | 1-1 | Dick Bennett |
| 1997-98 | 12 | 19 | .387 | 3 | 13 | .188 | 9t | 7-8 | 2-9 | 3-2 | Dick Bennett |
| 1998-99 | 22 | 10 | .688 | 9 | 7 | .563 | 3t | 11-2 | 8-5 | 3-3 | Dick Bennett |
| 1999-00 | 22 | 14 | .611 | 8 | 8 | .500 | 6 | 11-3 | 4-9 | 7-2 | Dick Bennett |
| 2000-01 | 18 | 11 | .621 | 9 | 7 | .563 | 5 | 12-2 | 5-7 | 1-2 | Brad Soderberg |

HOME ATTEND. (SINCE '41)

| G | Total | Avg. | High |
|----|---------|--------|--------|
| 11 | 139,500 | 12,681 | 13,000 |
| 11 | 130,550 | 11,868 | 13,000 |
| 11 | 132,000 | 12,000 | 13,000 |
| 11 | 129,726 | 11,793 | 13,500 |
| 11 | 108,192 | 9,836 | 13,500 |
| 11 | 92,150 | 8,377 | 12,100 |
| 11 | 66,100 | 6,009 | 10,000 |
| 11 | 57,529 | 5,230 | 7,193 |
| 11 | 61,448 | 5,586 | 8,200 |
| 11 | 58,527 | 5,321 | 7,410 |
| 12 | 75,216 | 6,268 | 12,187 |
| 10 | 65,685 | 6,569 | 13,472 |
| 13 | 88,681 | 6,822 | 13,545 |
| 13 | 88,905 | 6,839 | 12,088 |
| 10 | 69,873 | 6,987 | 13,217 |
| 10 | 63,823 | 6,382 | 9,538 |
| 12 | 85,199 | 7,100 | 11,573 |
| 11 | 116,855 | 10,623 | 12,729 |
| 11 | 104,346 | 9,486 | 11,926 |
| 11 | 112,949 | 10,268 | 11,569 |
| 12 | 97,686 | 8,881 | 12,392 |
| 12 | 81,051 | 6,754 | 7,953 |
| 12 | 79,922 | 6,660 | 8,235 |
| 11 | 84,242 | 7,658 | 8,236 |
| 13 | 98,346 | 7,565 | 12,204 |
| 15 | 82,981 | 5,532 | 7,462 |
| 14 | 72,996 | 5,214 | 9,363 |
| 13 | 90,609 | 6,970 | 8,501 |
| 14 | 122,075 | 8,720 | 11,238 |
| 14 | 114,945 | 8,210 | 12,204 |
| 15 | 115,960 | 7,731 | 11,895 |
| 15 | 101,606 | 6,774 | 9,026 |
| 13 | 65,505 | 5,039 | 9,281 |
| 15 | 113,617 | 7,574 | 11,442 |
| 13 | 98,280 | 7,560 | 11,019 |
| 15 | 103,795 | 6,920 | 9,868 |
| 15 | 112,131 | 7,475 | 11,092 |
| 15 | 110,876 | 7,392 | 11,866 |
| 14 | 110,545 | 7,896 | 11,068 |
| 17 | 161,810 | 9,518 | 11,886 |
| 14 | 142,291 | 10,164 | 11,898 |
| 17 | 171,680 | 10,099 | 11,924 |
| 17 | 160,580 | 9,446 | 12,305 |
| 17 | 176,578 | 10,387 | 11,500 |
| 16 | 184,000 | 11,500 | 11,500 |
| 15 | 171,292 | 11,419 | 11,500 |
| 18 | 202,381 | 11,243 | 11,993 |
| 14 | 160,624 | 11,473 | 11,719 |
| 15 | 200,032 | 13,335 | 16,697 |
| 13 | 205,008 | 15,770 | 17,046 |
| 14 | 226,281 | 16,163 | 17,142 |
| 14 | 235,351 | 16,811 | 17,142 |

HISTORY

Year-by-Year Statistics

| Year | G | FG | FGA | PCT | 3P | 3PA | PCT | FT | FTA | PCT | REB | AVG | A | TO | BK | ST | PTS | AVG |
|----------------|--------------------|------------|-------------|-------------|----|-----|-----|------------|------------|-------------|-------------|-------------|------------|----|----|----|-------------|-------------|
| 1946-47 | 22 | 453 | 1590 | .285 | — | — | — | 322 | 522 | .617 | — | — | — | — | — | — | 1228 | 55.8 |
| Opp. | 22 | 445 | 1796 | .248 | — | — | — | 276 | 481 | .574 | — | — | — | — | — | — | 1166 | 53.0 |
| 1947-48 | 20 | 375 | 1407 | .267 | — | — | — | 297 | 460 | .646 | — | — | — | — | — | — | 1047 | 52.4 |
| Opp. | 20 | 404 | 1461 | .277 | — | — | — | 260 | 430 | .605 | — | — | — | — | — | — | 1068 | 53.4 |
| 1948-49 | 22 | 417 | 1499 | .278 | — | — | — | 352 | 575 | .612 | — | — | — | — | — | — | 1186 | 53.9 |
| Opp. | Records Incomplete | | | | | | | | | | | | | | | | | |
| 1949-50 | 22 | 476 | 1631 | .292 | — | — | — | 326 | 565 | .577 | — | — | — | — | — | — | 1278 | 58.1 |
| Opp. | 22 | 463 | 1677 | .276 | — | — | — | 231 | 393 | .588 | — | — | — | — | — | — | 1157 | 52.6 |
| 1950-51 | 22 | 456 | 1502 | .304 | — | — | — | 338 | 561 | .603 | 1099 | 49.9 | 306 | — | — | — | 1250 | 56.8 |
| Opp. | 22 | 498 | 1710 | .291 | — | — | — | 256 | 429 | .598 | — | — | — | — | — | — | 1252 | 56.9 |
| 1951-52 | 22 | 450 | 1518 | .296 | — | — | — | 380 | 574 | .662 | 930 | 42.3 | 267 | — | — | — | 1280 | 58.1 |
| Opp. | 22 | 519 | 1595 | .326 | — | — | — | 312 | 480 | .650 | 919 | 41.8 | 247 | — | — | — | 1310 | 59.6 |
| 1952-53 | 22 | 486 | 1497 | .326 | — | — | — | 473 | 717 | .660 | — | — | — | — | — | — | 1447 | 65.8 |
| Opp. | 22 | 469 | 1562 | .300 | — | — | — | 413 | 659 | .627 | — | — | — | — | — | — | 1361 | 61.9 |
| 1953-54 | 22 | 504 | 1409 | .358 | — | — | — | 486 | 695 | .699 | 745 | 33.9 | — | — | — | — | 1494 | 67.9 |
| Opp. | 22 | 469 | 1522 | .309 | — | — | — | 455 | 716 | .635 | — | — | — | — | — | — | 1393 | 63.3 |
| 1954-55 | 22 | 541 | 1463 | .370 | — | — | — | 495 | 693 | .714 | 793 | 36.1 | — | — | — | — | 1577 | 71.7 |
| Opp. | 22 | 574 | 1492 | .385 | — | — | — | 450 | 647 | .695 | 737 | 33.5 | — | — | — | — | 1598 | 72.6 |
| 1955-56 | 22 | 550 | 1500 | .367 | — | — | — | 430 | 653 | .659 | 973 | 44.2 | — | — | — | — | 1530 | 69.5 |
| Opp. | 22 | 570 | 1505 | .379 | — | — | — | 455 | 678 | .671 | 928 | 42.2 | — | — | — | — | 1595 | 72.5 |
| 1956-57 | 22 | 510 | 1491 | .342 | — | — | — | 296 | 501 | .591 | 862 | 39.2 | — | — | — | — | 1316 | 59.8 |
| Opp. | 22 | 563 | 1526 | .369 | — | — | — | 385 | 580 | .664 | 982 | 44.6 | — | — | — | — | 1511 | 68.7 |
| 1957-58 | 22 | 555 | 1551 | .358 | — | — | — | 272 | 434 | .627 | 842 | 38.3 | — | — | — | — | 1382 | 62.8 |
| Opp. | 22 | 579 | 1600 | .362 | — | — | — | 369 | 546 | .676 | 957 | 43.5 | — | — | — | — | 1527 | 69.4 |
| 1958-59 | 22 | 523 | 1526 | .343 | — | — | — | 330 | 579 | .569 | 935 | 42.5 | — | — | — | — | 1376 | 62.6 |
| Opp. | 22 | 700 | 1637 | .428 | — | — | — | 343 | 518 | .662 | 1187 | 53.9 | — | — | — | — | 1743 | 79.2 |
| 1959-60 | 24 | 710 | 1723 | .412 | — | — | — | 323 | 500 | .646 | 1031 | 42.9 | — | — | — | — | 1743 | 72.6 |
| Opp. | 24 | 781 | 1810 | .431 | — | — | — | 375 | 577 | .649 | 1149 | 47.9 | — | — | — | — | 1935 | 80.6 |
| 1960-61 | 24 | 679 | 1753 | .387 | — | — | — | 338 | 538 | .628 | 1122 | 46.8 | — | — | — | — | 1696 | 70.7 |
| Opp. | 24 | 702 | 1727 | .407 | — | — | — | 396 | 599 | .661 | 1104 | 46.0 | — | — | — | — | 1800 | 75.0 |
| 1961-62 | 24 | 793 | 1812 | .437 | — | — | — | 446 | 666 | .670 | 1177 | 49.1 | — | — | — | — | 2032 | 84.7 |
| Opp. | 24 | 745 | 1801 | .414 | — | — | — | 421 | 609 | .692 | 1096 | 45.7 | — | — | — | — | 1911 | 79.6 |
| 1962-63 | 24 | 727 | 1652 | .440 | — | — | — | 348 | 526 | .662 | 1196 | 49.8 | — | — | — | — | 1802 | 75.1 |
| Opp. | 24 | 694 | 1805 | .385 | — | — | — | 336 | 514 | .654 | 1064 | 44.3 | — | — | — | — | 1720 | 71.7 |
| 1963-64 | 24 | 780 | 1915 | .407 | — | — | — | 407 | 612 | .665 | 1173 | 48.9 | — | — | — | — | 1967 | 81.9 |
| Opp. | 24 | 832 | 1839 | .452 | — | — | — | 418 | 606 | .690 | 1297 | 54.1 | — | — | — | — | 2082 | 86.8 |
| 1964-65 | 22 | 680 | 1587 | .429 | — | — | — | 343 | 536 | .640 | 969 | 44.1 | — | — | — | — | 1703 | 77.4 |
| Opp. | 22 | 673 | 1580 | .426 | — | — | — | 410 | 565 | .726 | 1082 | 49.2 | — | — | — | — | 1756 | 79.8 |
| 1965-66 | 24 | 725 | 1665 | .435 | — | — | — | 398 | 588 | .676 | 1075 | 44.8 | — | — | — | — | 1848 | 77.0 |
| Opp. | 24 | 745 | 1790 | .416 | — | — | — | 426 | 599 | .724 | 1152 | 48.0 | — | — | — | — | 1916 | 79.5 |
| 1966-67 | 24 | 753 | 1738 | .433 | — | — | — | 457 | 658 | .695 | 1207 | 50.3 | — | — | — | — | 1963 | 81.8 |
| Opp. | 24 | 772 | 1810 | .427 | — | — | — | 415 | 638 | .651 | 1217 | 50.7 | — | — | — | — | 1959 | 81.6 |
| 1967-68 | 24 | 750 | 1687 | .445 | — | — | — | 422 | 632 | .668 | 1136 | 47.3 | — | — | — | — | 1922 | 80.1 |
| Opp. | 24 | 732 | 1702 | .430 | — | — | — | 411 | 563 | .730 | 1085 | 45.2 | — | — | — | — | 1875 | 78.1 |
| 1968-69 | 24 | 633 | 1591 | .398 | — | — | — | 424 | 617 | .687 | 1091 | 45.5 | — | — | — | — | 1690 | 70.4 |
| Opp. | 24 | 608 | 1461 | .416 | — | — | — | 476 | 688 | .692 | 1079 | 44.9 | — | — | — | — | 1692 | 70.5 |
| 1969-70 | 24 | 707 | 1672 | .423 | — | — | — | 429 | 609 | .704 | 1142 | 47.6 | — | — | — | — | 1843 | 76.8 |
| Opp. | 24 | 727 | 1669 | .436 | — | — | — | 483 | 687 | .703 | 1118 | 46.6 | — | — | — | — | 1937 | 80.7 |
| 1970-71 | 24 | 792 | 1831 | .433 | — | — | — | 463 | 658 | .704 | 1268 | 52.8 | — | — | — | — | 2047 | 86.3 |
| Opp. | 24 | 805 | 1820 | .442 | — | — | — | 417 | 600 | .695 | 1164 | 48.5 | — | — | — | — | 2027 | 84.5 |
| 1971-72 | 24 | 747 | 1714 | .436 | — | — | — | 427 | 613 | .697 | 1160 | 48.3 | — | — | — | — | 1921 | 80.0 |
| Opp. | 24 | 664 | 1514 | .439 | — | — | — | 446 | 685 | .651 | 1082 | 45.1 | — | — | — | — | 1774 | 73.9 |
| 1972-73 | 24 | 740 | 1725 | .429 | — | — | — | 326 | 487 | .669 | 1245 | 51.9 | — | — | — | — | 1806 | 75.3 |
| Opp. | 24 | 732 | 1809 | .405 | — | — | — | 332 | 494 | .672 | 1140 | 47.5 | — | — | — | — | 1796 | 74.8 |

HISTORY

Year-by-Year Statistics (cont.)

| | | | | | | | | | | | | | | | | | | |
|------------------------|-----------------|-------------------|---------------------|---------------------|-------------------|-------------------|---------------------|-------------------|-------------------|---------------------|---------------------|---------------------|-------------------|-------------------|-------------------|-------------------|---------------------|---------------------|
| 1973-74 Opp. | 24 24 | 766 653 | 1680 1574 | .456 .415 | — | — | — | 295 270 | 422 391 | .699 .690 | 1169 914 | 48.7 38.0 | 378 277 | — | — | — | 1827 1576 | 76.1 65.7 |
| 1974-75 Opp. | 26 26 | 759 814 | 1818 1711 | .417 .476 | — | — | — | 335 398 | 482 557 | .695 .715 | 1104 1158 | 42.5 44.5 | 430 515 | — | — | — | 1853 2026 | 71.3 77.9 |
| 1975-76 Opp. | 26 26 | 783 836 | 1808 1825 | .433 .458 | — | — | — | 431 467 | 600 656 | .718 .712 | 1131 1241 | 43.5 47.7 | 448 488 | — | — | — | 1997 2139 | 76.8 82.3 |
| 1976-77 Opp. | 27 27 | 737 800 | 1738 1758 | .424 .455 | — | — | — | 387 398 | 572 561 | .677 .709 | 1132 1100 | 41.9 40.7 | 338 405 | — | — | — | 1861 1998 | 68.9 74.0 |
| 1977-78 Opp. | 27 27 | 758 794 | 1735 1618 | .437 .491 | — | — | — | 397 451 | 592 627 | .671 .719 | 1075 1009 | 39.8 37.4 | 340 381 | 494 511 | 59 94 | 155 129 | 1913 2039 | 70.9 75.5 |
| 1978-79 Opp. | 27 27 | 760 776 | 1728 1604 | .440 .484 | — | — | — | 363 433 | 545 603 | .666 .718 | 1048 993 | 38.8 36.8 | 377 427 | 495 528 | 66 112 | 203 147 | 1883 1985 | 69.7 73.5 |
| 1979-80 Opp. | 29 29 | 783 749 | 1666 1620 | .470 .462 | — | — | — | 457 413 | 638 578 | .716 .715 | 1062 923 | 36.6 31.8 | 380 335 | 513 510 | 65 93 | 151 164 | 2023 1911 | 69.8 65.9 |
| 1980-81 Opp. | 27 27 | 690 718 | 1498 1446 | .461 .498 | — | — | — | 376 410 | 558 587 | .667 .700 | 898 882 | 32.9 32.7 | 339 330 | 455 462 | 64 58 | 151 185 | 1756 1846 | 65.5 68.9 |
| 1981-82 Opp. | 27 27 | 721 768 | 1664 1502 | .433 .511 | — | — | — | 293 452 | 426 645 | .688 .701 | 911 984 | 33.8 36.4 | 351 379 | 450 472 | 83 78 | 154 153 | 1735 1988 | 64.3 73.7 |
| 1982-83 Opp. | 28 28 | 739 771 | 1678 1571 | .440 .491 | 22 30 | 68 68 | .324 .441 | 314 421 | 433 593 | .725 .710 | 901 1025 | 32.2 36.6 | 351 381 | 409 451 | 91 112 | 160 157 | 1813 1994 | 64.8 71.2 |
| 1983-84 Opp. | 28 28 | 743 791 | 1579 1447 | .471 .547 | — | — | — | 413 417 | 545 590 | .758 .707 | 833 855 | 29.8 30.5 | 403 459 | 379 433 | 45 77 | 146 178 | 1899 1999 | 66.0 71.4 |
| 1984-85 Opp. | 28 28 | 803 807 | 1646 1659 | .488 .486 | — | — | — | 361 399 | 496 555 | .728 .719 | 900 965 | 32.1 34.5 | 456 426 | 374 392 | 61 60 | 149 162 | 1967 2013 | 70.3 71.9 |
| 1985-86 Opp. | 28 28 | 814 846 | 1686 1637 | .483 .517 | — | — | — | 368 399 | 502 541 | .733 .738 | 892 947 | 31.9 33.8 | 442 412 | 382 418 | 51 74 | 181 169 | 1996 2091 | 71.3 74.7 |
| 1986-87 Opp. | 31 31 | 813 846 | 1696 1793 | .479 .472 | 160 87 | 358 233 | .447 .373 | 407 434 | 596 636 | .683 .682 | 982 1087 | 31.7 35.1 | 506 479 | 482 451 | 83 84 | 185 234 | 2193 2213 | 70.7 71.4 |
| 1987-88 Opp. | 28 28 | 710 784 | 1539 1585 | .461 .495 | 126 108 | 292 264 | .432 .409 | 387 408 | 569 560 | .680 .729 | 841 968 | 30.0 34.6 | 442 462 | 429 461 | 68 84 | 196 199 | 1933 2084 | 69.0 74.4 |
| 1988-89 Opp. | 30 30 | 774 699 | 1546 1503 | .501 .465 | 146 105 | 326 267 | .448 .393 | 406 438 | 606 606 | .670 .723 | 859 885 | 28.6 29.5 | 450 367 | 401 470 | 86 71 | 220 162 | 2100 1941 | 70.0 64.7 |
| 1989-90 Opp. | 31 31 | 744 721 | 1558 1591 | .478 .453 | 121 117 | 311 313 | .408 .374 | 416 445 | 642 622 | .648 .715 | 933 951 | 30.1 30.7 | 445 363 | 450 440 | 78 59 | 195 189 | 2031 2004 | 65.5 64.6 |
| 1990-91 Opp. | 30 30 | 743 801 | 1476 1701 | .503 .471 | 186 134 | 450 370 | .413 .362 | 451 358 | 661 517 | .682 .693 | 900 893 | 30.0 29.8 | 469 410 | 482 386 | 96 62 | 160 221 | 2123 2094 | 70.8 69.8 |
| 1991-92 Opp. | 31 31 | 792 790 | 1689 1697 | .469 .466 | 179 124 | 420 327 | .426 .379 | 463 503 | 682 689 | .679 .730 | 966 1036 | 31.2 33.4 | 416 417 | 456 493 | 153 101 | 208 217 | 2226 2207 | 71.8 71.2 |
| 1992-93 Opp. | 28 28 | 793 755 | 1754 1599 | .452 .472 | 219 104 | 570 315 | .384 .330 | 341 504 | 519 681 | .676 .740 | 910 1043 | 32.5 37.3 | 408 375 | 414 506 | 90 89 | 214 194 | 2156 2118 | 77.0 75.6 |
| 1993-94 Opp. | 29 29 | 816 736 | 1755 1754 | .465 .420 | 225 156 | 609 466 | .369 .335 | 402 471 | 599 667 | .671 .706 | 1090 1055 | 37.6 36.4 | 472 383 | 449 442 | 135 83 | 201 241 | 2259 2099 | 77.9 72.4 |
| 1994-95 Opp. | 27 27 | 672 661 | 1611 1612 | .417 .410 | 186 140 | 561 441 | .332 .317 | 440 472 | 687 696 | .640 .678 | 1062 1061 | 39.3 39.3 | 343 328 | 448 428 | 103 86 | 172 181 | 1970 1934 | 73.0 71.6 |
| 1995-96 Opp. | 32 32 | 726 733 | 1672 1704 | .434 .430 | 189 199 | 551 564 | .343 .353 | 473 408 | 680 610 | .696 .669 | 1071 1051 | 33.5 32.8 | 415 408 | 486 488 | 91 118 | 201 225 | 2114 2073 | 66.1 64.8 |
| 1996-97 Opp. | 28 28 | 570 502 | 1391 1329 | .410 .378 | 137 128 | 406 408 | .337 .314 | 377 416 | 569 612 | .663 .680 | 951 885 | 34.0 31.6 | 332 236 | 422 437 | 97 73 | 187 195 | 1654 1548 | 59.1 55.3 |
| 1997-98 Opp. | 31 31 | 644 643 | 1579 1513 | .408 .425 | 130 197 | 438 553 | .297 .356 | 459 457 | 652 689 | .704 .663 | 996 1034 | 32.1 33.4 | 348 354 | 431 482 | 95 98 | 189 186 | 1877 1940 | 60.5 62.6 |
| 1998-99 Opp. | 32 32 | 685 613 | 1573 1504 | .435 .408 | 204 161 | 572 487 | .357 .331 | 413 379 | 558 564 | .740 .672 | 948 993 | 29.6 31.0 | 433 313 | 377 486 | 78 88 | 224 159 | 1987 1766 | 62.1 55.2 |
| 1999-00 Opp. | 36 36 | 765 683 | 1793 1720 | .427 .397 | 207 189 | 602 551 | .344 .343 | 420 452 | 617 652 | .681 .693 | 1107 1173 | 30.8 32.6 | 478 361 | 408 513 | 102 98 | 236 177 | 2157 2007 | 59.9 55.8 |
| 2000-01 Opp. | 29 29 | 575 560 | 1349 1364 | .426 .411 | 174 158 | 477 485 | .365 .326 | 399 363 | 568 514 | .702 .706 | 869 858 | 30.0 29.6 | 358 286 | 337 367 | 68 89 | 172 138 | 1723 1641 | 59.4 56.6 |

Past Wisconsin Coaches

JAMES C. ELSOM (1899-1904)

Record of 25-14 (.641) in six years at UW ... UW-Madison professor of physical education and physical therapy from 1894-1936 ... oversaw first Wisconsin teams as "coach" ... died in 1949.

EMMETT ANGELL (1905-08)

Record of 43-15 (.741) in four years at UW ... coached Chris Steinmetz, UW's first all-American in 1905 ... owns highest winning percentage of any Badger coach ... coached UW's first two conference titles (1907 and 1908) ... a driving force in establishing basketball at Wisconsin and in Western Conference (now the Big Ten).

HASKELL NOYES (1909-11)

Record of 26-15 (.634) in three years at UW ... guided Badgers to 23-2 homecourt record during his tenure.

WALTER MEANWELL (1912-17; '21-34)

Record of 246-99 (.712) in 20 years at UW ... second-winningest coach in Badger history ... Badgers were 92-9 in his first six years, including one of school's three 20-win seasons in 1915-16 ... his 1911-12 and 1913-14 Badgers were both 15-0, the only two undefeated seasons in UW history ... coached two first-team all-Americans (George Levis and Bud Foster) ... a 1959 inductee into Naismith Memorial Basketball Hall of Fame ... coached Wisconsin to eight undisputed or shared Big Ten titles ... legendary coach credited with launching modern basketball's emphasis on finesse and offensive strategy ... his famous "criss-cross, pivot and pass" offense utilized all five players and featured short passes, the revolutionary criss-cross and weave, pivot in motion and screens for the shooter ... known as the "Little Doctor", he held a medical degree from Maryland and Ph.D from Wisconsin ... practiced medicine in Madison until his death in 1953.

GUY LOWMAN (1918-20)

Record of 34-19 (.642) in three years at UW ... coached UW to Big Ten title in his first season (1918) ... coached Badger foot-

ball (1918) and baseball (1918, 1921-32) teams, as well ... directed UW Department of Physical Education for 26 years ... died in 1943.

HAROLD "BUD" FOSTER (1935-59)

Record of 265-267 (.498) in 25 years at UW ... school's all-time winningest coach ... guided Badgers to school's first two NCAA tournaments, including 1941 NCAA title ... coached three — Gene Englund, John Kotz and Don Rehfeldt — first-team all-Americans ... a 1964 inductee into Naismith Memorial Basketball Hall of Fame ... coached Badgers to one of school's three 20-win seasons in 1941 (team had season-ending 15-game winning streak) ... first-team all-America player in 1930.

JOHN ERICKSON (1960-68)

Record of 100-114 (.467) in nine years at UW ... fourth-winningest coach in Wisconsin history and ranks third in school annals in Big Ten wins (52) ... prior to 1997, his '62 squad was last at UW to win 10 Big Ten games ... his 1961-62 team's .708 (17-7) winning percentage is highest at Wisconsin in the last 48 years.

JOHN POWLESS (1969-76)

Record of 88-108 (.449) in eight years at UW ... prior to 1997, his '74 Badgers were school's last team to register a winning record (8-6) in conference play ... best season was 1973-74 when Badgers were 16-8 ... coached nine NBA draft choices at UW, most of any Badger coach ... has attained ranking as No. 1 tennis player in the world in singles and doubles for senior men 55 and older ... former color commentator on Badger basketball TV broadcasts.

BILL COFIELD (1977-82)

Record of 63-101 (.384) in six years at UW ... coached four (Wes Matthews and Joe Chmelich in 1980, and Claude Gregory and Larry Petty in 1981) Badgers who were NBA draft picks.

STEVE YODER (1983-92)

Record of 128-165 (.437) in 10 years at UW ... third-winningest coach in school history ... also had third-longest tenure of any Wisconsin coach ... took Badgers to two NITs, including school's first postseason appearance (1989) since 1947 ... coached Badger stars Rick Olson, Danny Jones, Tracy Webster and Michael Finley ... color commentator on UW basketball television broadcasts.

STU JACKSON (1993-94)

Record of 32-25 (.561) in two years at UW ... guided Badgers to school's first NCAA tournament bid (1994) since 1947 ... became first Wisconsin coach to take teams to back-to-back postseason tournaments ... left Wisconsin in summer of 1994 for front office position with NBA's expansion Vancouver Grizzlies ... now works for the NBA in New York.

STAN VAN GUNDY (1995)

Record of 13-14 (.481) in one year at UW ... named head coach in summer of 1994 after two years as assistant to Stu Jackson ... now an assistant coach to Pat Riley with Miami Heat ... brother of New York Knicks coach Jeff Van Gundy.

DICK BENNETT (1996-2000)

Record of 93-69 (.574) in five-plus years at UW ... only coach in school history to lead Badgers to three NCAA tournament appearances ... coached Wisconsin to 2000 Final Four, the second in school history ... his teams won a school-record 22 games in both 1998-99 and 1999-2000 ... also reached the NIT in 1995-96, his first season ... his teams led the Big Ten in scoring defense four times, placing in the top five nationally three times ... resigned on Nov. 30, 2000, three games into the 2000-01 season.

BRAD SODERBERG (2001)

Record of 16-10 in one year (.615) at UW ... took over after Dick Bennett resigned on Nov. 30, 2000 ... only UW head coach in history to lead a team to the NCAA tournament in his first year at the helm.

Past Wisconsin Coaches (cont.)

WISCONSIN COACHING RECORDS

| Coach | Tenure | Yrs. | Overall | | | Big Ten | | | Titles |
|---------------------|-----------------|------------|-------------|-------------|-------------|------------|------------|-------------|-------------------|
| | | | Won | Lost | Pct. | Won | Lost | Pct. | |
| James C. Elsom | 1898-1904 | 6 | 25 | 14 | .641 | -- | -- | -- | |
| Emmett Angell | 1905-08 | 4 | 43 | 15 | .741 | 19 | 5 | .792 | 2 Big Ten |
| Haskell Noyes | 1909-11 | 3 | 26 | 15 | .634 | 18 | 15 | .545 | |
| Walter Meanwell | 1912-17, '21-34 | 20 | 246 | 99 | .712 | 158 | 80 | .660 | 8 Big Ten |
| Guy Lowman | 1812-20 | 3 | 34 | 19 | .642 | 19 | 17 | .528 | 1 Big Ten |
| Harold "Bud" Foster | 1935-59 | 25 | 265 | 267 | .498 | 143 | 182 | .440 | 3 Big Ten, 1 NCAA |
| John Erickson | 1960-68 | 9 | 100 | 114 | .467 | 52 | 74 | .413 | |
| John Powless | 1969-76 | 8 | 88 | 108 | .449 | 42 | 78 | .350 | |
| Bill Cofield | 1977-82 | 6 | 63 | 101 | .384 | 32 | 76 | .296 | |
| Steve Yoder | 1983-92 | 10 | 128 | 165 | .437 | 50 | 130 | .278 | |
| Stu Jackson | 1993-94 | 2 | 32 | 25 | .561 | 15 | 21 | .417 | |
| Stan Van Gundy | 1995 | 1 | 13 | 14 | .481 | 7 | 11 | .389 | |
| Dick Bennett | 1996-2000 | 5 | 93 | 69 | .574 | 39 | 45 | .464 | |
| Brad Soderberg | 2000 | 1 | 16 | 10 | .615 | 9 | 7 | .563 | |
| Totals | | 103 | 1172 | 1036 | .531 | 603 | 745 | .447 | |

WISCONSIN ASSISTANT COACHES

| | | | | | | | |
|---------|-----------------|---------|-------------------|---------|---------------|---------|-----------------|
| 1940-41 | Fritz Wegner | 1958-59 | Fritz Wegner | 1976-77 | Bo Ryan | | Rod Zentner |
| 1941-42 | Fritz Wegner | | John Erickson | | Larry Reed | 1989-90 | Ray McCallum |
| 1942-43 | Fritz Wegner | 1959-60 | John Orr | | Todd Landrum | | John Williams |
| | Robert Alwin | | Ron Nord | 1977-78 | Bo Ryan | | Chuck Schramm |
| 1943-44 | Fritz Wegner | 1960-61 | John Orr | | Larry Reed | 1990-91 | Ray McCallum |
| 1944-45 | Fritz Wegner | | Ron Nord | | Todd Landrum | | John Williams |
| 1945-46 | Fritz Wegner | 1961-62 | John Orr | 1978-79 | Bo Ryan | | Chuck Schramm |
| | Andy Smith | | Ron Nord | | Larry Reed | 1991-92 | Ray McCallum |
| 1946-47 | Fritz Wegner | 1962-63 | John Orr | | Todd Landrum | | John Williams |
| | Ted Deppe | 1963-64 | Dave Brown | 1979-80 | Bo Ryan | | Chuck Schramm |
| 1947-48 | Fritz Wegner | | John Powless | | Larry Reed | 1992-93 | Ray McCallum |
| | Art Rizzi | 1964-65 | Dave Brown | | Todd Landrum | | Stan Van Gundy |
| | Kurt Grimm | | John Powless | 1980-81 | Bo Ryan | | Sean Miller |
| | Bob Weigandt | 1965-66 | Dave Brown | | Ken Johnson | 1993-94 | Stan Van Gundy |
| 1948-49 | Fritz Wegner | | John Powless | | Don Gosz | | Bob Beyer |
| | Ray Patterson | 1966-67 | Dave Brown | 1981-82 | Bo Ryan | | Tim Buckley |
| 1949-50 | Fritz Wegner | | John Powless | | Ken Johnson | 1994-95 | Dave Bollwinkel |
| | Bruce Fossum | 1967-68 | Dave Brown | | Don Gosz | | Shawn Hood |
| 1950-51 | Fritz Wegner | | John Powless | 1982-83 | Rick Bowen | | Brian Hecker |
| | Walt Lautenbach | 1968-69 | Dave Brown | | Brad McNulty | 1995-96 | Brad Soderberg |
| 1951-52 | Fritz Wegner | | Bud Foster | | Bo Ryan | | Shawn Hood |
| | Art Rizzi | | Milt Bruhn | 1983-84 | Rick Bowen | | Brian Hecker |
| 1952-53 | Fritz Wegner | 1969-70 | Dave Brown | | Brad McNulty | 1996-97 | Brad Soderberg |
| | Art Rizzi | | Dave VanderMeulen | | Bo Ryan | | Shawn Hood |
| 1953-54 | Fritz Wegner | 1970-71 | Dave Brown | 1984-85 | Rick Bowen | | Brian Hecker |
| | Art Rizzi | | Dave VanderMeulen | | Brad McNulty | 1997-98 | Brad Soderberg |
| 1954-55 | Fritz Wegner | 1971-72 | Dave VanderMeulen | | Ray McCallum | | Shawn Hood |
| | Ab Nicholas | | Ted Voigt | 1985-86 | Rick Bowen | | Brian Hecker |
| | Bob Cook | 1972-73 | Dave VanderMeulen | | Brad McNulty | 1998-99 | Brad Soderberg |
| 1955-56 | Fritz Wegner | | Ted Voigt | | Ray McCallum | | Shawn Hood |
| | Paul Morrow | 1973-74 | Dave VanderMeulen | 1986-87 | Brad McNulty | | Brian Hecker |
| | Silas Johnson | | Ted Voigt | | Ray McCallum | 1999-00 | Brad Soderberg |
| 1956-57 | Fritz Wegner | 1974-75 | Dave VanderMeulen | | Chris Benetti | | Shawn Hood |
| | Silas Johnson | | Lamont Weaver | 1987-88 | Brad McNulty | | Brian Hecker |
| | Tom Ward | 1975-76 | Dave VanderMeulen | | Ray McCallum | 2000-01 | Shawn Hood |
| 1957-58 | Fritz Wegner | | Lamont Weaver | | Rod Zentner | | Tony Bennett |
| | Al Hovland | | | 1988-89 | Brad McNulty | | Paul Costanzo |
| | | | | | Ray McCallum | | |

Letterwinners

A

- ADAMS, James, 1911
 ADAMS, Lloyd (F, 6-6)
 New York, N.Y., 1970
 AFFELDT, George (F, 5-11)
 West Allis, Wis., 1943
 ALWIN, Robert (G, 5-10)
 Madison, Wis., 1940-41-42
 ANDERSON, Dean (G/F, 6-2)
 Madison, Wis., 1976
 ANDERSON, Gary (G, 6-5)
 Madison, Wis., 1972-73-74
 ANDERSON, George, 1914
 ANDERSON, Orrin, 1925
 ANDERSON, Peter (F, 6-3)
 Rockford, Ill., 1951-52
 ANDERSON, Walter (F, 6-2)
 Superior, Wis., 1939-40
 ANDREWS, Charles, 1926-27-28
 ARTHUR, Frank, 1907
 ASLAKSON, Charles (G, 6-2)
 Marshfield, Wis., 1965
 AURIANTAL, Hennsy (G, 6-1)
 Montreal, Que., 1996-97-98-99

B

- BACHMAN, Willis, 1945
 BADURA, Robert (G, 6-2)
 Kohler, Wis., 1955-56
 BAILEY, John (G, 6-3)
 Macon, Ga., 1979-80-81-82
 BAIN, Frank, 1925
 BARAO, Thomas (G, 6-3)
 New Bedford, Mass., 1970
 BARLOW, Millard, 1919
 BARNARD, Samuel (F/C, 6-6)
 Oshkosh, Wis., 1958
 BARNES, Kenneth (F, 6-3)
 Decatur, Ill., 1964-65-66
 BARNES, Robert (F, 6-8)
 Racine, Wis., 1985
 BARNESON, Robert (F, 6-3)
 Eau Claire, Wis., 1958-59-60
 BARNUM, Rollie, 1925-26-27
 BARTLETT, Edwin, 1902-03
 BARWIG, Byron, 1923-24-25
 BAUMGARTEN, David (G, 6-0)
 Evansville, Wis., 1971
 BEHR, Louis, 1926-27-28
 BELL, Byron, 1937-38-39
 BENCRISSUTTO, Fred (F, 6-1)
 Racine, Wis., 1950-51
 BENDER, John, 1933
 BICKELHAUPT, William, 1910
 BIGGS, James (F, 6-2)
 Chicago, Ill., 1959-60-61
 BIRCH, Albert, 1909-10-11
 BIRCH, Frank, 1918
 BISHOP, Warren, 1900-01
 BLACKWELL, Cory (F, 6-6)
 Chicago, Ill., 1982-83-84
 BLOOR, James, 1946
 BOHEN, James (G, 5-10)
 Reedsburg, Wis., 1963-64-65



Duany Duany was the first player in UW history to play on three NCAA tournament teams.

- BOONE, Roy (G, 6-3)
 Madison, Wis., 2000-01
 BORLAND, Glenn (F, 6-1)
 Oelwein, Iowa, 1956-57-58
 BOWER, Ricky (G, 6-4)
 Meridian, Id., 2001
 BOWERS, Dale (F, 6-0)
 Rockford, Ill., 1949
 BREITKREUTZ, Emil, 1904-05
 BRENS, John (C, 6-8)
 St. Charles, Ill., 1962-63-64
 BREY, Peter (F, 6-7)
 Wisconsin Rapids, Wis.,
 1975-76-77
 BROCK, Harold, 1918
 BROOKS, Henry, 1925-26
 BRYANT, Jon (G, 6-2)
 Plymouth, Minn., 1999-00
 BUECHL, William (F, 6-1)
 Wauwatosa, Wis., 1951
 BUNKE, Richard (C/F, 6-1)
 New London, Wis., 1945
 BURDICK, William, 1899-1900
 BURINGTON, Keith (G, 6-2)
 Browntown, Wis., 1968-69
 BURKEMPER, David (G, 6-1)
 Hubertus, Wis., 1996-97-98-99
 BURKS, Frank (C/F, 6-4)
 Chicago, Ill., 1960
 BUSH, James, 1904-05-06

C

- CABLE, Richard (F, 6-1)
 Stevens Point, Wis.,
 1952-53-54-55
 CALDERWOOD, Tyre (G, 6-0)
 Joliet, Ill., 1997, '99
 CANNON, Patrick (G, 5-10)
 Brookfield, Wis., 1971
 CARL, Adam (G, 5-11)
 Northbrook, Ill., 1993
 CARLIN, Michael (G, 6-0)
 Valparaiso, Ind., 1966-67-68
 CARLIN, Shawn (G, 6-3)
 Middleton, Wis., 1995-96
 CARLSON, George, 1918
 CARPENTER, Edward (F, 6-4)
 Rockford, Ill., 1952
 CARY, David (F, 6-6)
 Milwaukee, Wis., 1983
 CEASER, Carl, 1920-21-22
 CHAMBERS, Chris (G, 6-1)
 Bedford, Ohio, 1998
 CHANDLER, William, 1916-17-18
 CHMIELEWSKI, Ed, 1929-30-31
 CHRNELICH, Joseph (F, 6-7)
 Milwaukee, Wis., 1977-78-79-80

- CLINTON, James (F/C, 6-5)
 Milwaukee, Wis., 1951-55
 CLOW, Fred (C, 6-4)
 Rockford, Ill., 1958-59-60
 COLBERT, Brian (G, 6-0)
 Zion, Ill., 1975-76
 COLEMAN, Booker (C/F, 6-9)
 Jamestown, N.Y.,
 1995-96-97-98
 CONGER, Chris (G, 6-3)
 Green Bay, Wis., 1993-94-95
 CONLON, Dennis (G, 6-3)
 Dubuque, Iowa, 1970-71
 COOK, Robert (F, 5-10)
 Harvard, Ill., 1946-47-48
 COYNE, William, 1937

D

- DAHLKE, Charles (C, 6-5)
 Princeton, Wis., 1951-52
 DALY, Michael (F, 5-7)
 Wisconsin Rapids, Wis., 1953-54
 DANDRIDGE, Greg (G, 6-2)
 Milwaukee, Wis., 1980-81-82-83
 DAUGHERTY, Sean (F, 6-10)
 Vincennes, Ind., 1995-96-97-98
 DAVIS, Ernest, 1937-38
DAVIS, Travon (G, 5-10)
 Summit, Ill., 1999-00-01
 DeCREMER, James (F/C, 6-7)
 Eau Claire, Wis., 1970-71
 DeMARK, Nick, 1934-35-36
 DeMERIT, John (F, 6-1)
 Port Washington, Wis., 1957
 DEPPE, Ted (F, 6-1)
 Baraboo, Wis., 1941
 DICK, Donald (F, 6-0)
 Montreal, Wis., 1944
 DIEBOLD, Marshall, 1923-24-25
 DOUGAN, Trevor, 1926
 DOUGLASS, Billy (G, 6-5)
 Lake Forest, Ill., 1989-90-91-92
 DOWNS, Edward (F, 5-9)
 Proctor, Minn., 1943
 DOYLE, John, 1928-29
 DRAYTON, Dwight (F, 6-6)
 Rockford, Ill., 1970
 DUANY, Duany (G/F, 6-5)
 Bloomington, Ind., 1997-98-99-
 00
 DUPEE, David, 1937-38-39
 DUTRIASAC, Richard (G, 6-3)
 Wausau, Wis., 1959-61
 DYKSTRA, Clarence (F, 6-0)
 Racine, Wis., 1944

Letterwinners (cont.)

E
 ELLENSON, John (F, 6-7)
 Menomonie, Wis., 1989-90-91
 ELLERMAN, Raymond, 1928-29
 ELSOM, Kendall, 1923-24
 ELY, Louis (F, 6-7)
 Harvey, Ill., 1991-92-93
 ENGLUND, Gene (C, 6-4)
 Kenosha, Wis., 1939-40-41
 ENGLUND, Gene Jr. (F, 6-5)
 Oshkosh, Wis., 1962
 EPPERSON, Charles (F, 6-1)
 Jackson, Mich., 1940-41-42

F
 FALK, Robert (G, 6-2)
 Madison, Wis., 1975-76-77
 FALLS, Richard (F, 6-1)
 River Forest, Ill., 1947-48
 FANNING, Willis, 1920
 FRABER, Maurice, 1929-30
 FARWELL, Knight, 1924
 FAUROTE, Gerald (F, 6-5)
 East Gary, Ind., 1976-77
 FAUST, Erik (F, 6-7)
 Arlington Hts., Ill., 1999-00
 FINLEY, Michael (F, 6-7)
 Maywood, Ill., 1992-93-94-95
 FLEMING, Sean (G, 6-2)
 Oakland, Calif., 1987
 FLODEN, Tuve, 1915
 FOLZ, Daniel (C, 6-7)
 Milwaukee, Wis., 1953-54-55-56
 FOSSUM, Bruce (F, 6-1)
 Ashland, Wis., 1948-49
 FOSTER, Harold, 1928-29-30
 FRANKLIN, Joseph (F, 6-4)
 Madison, Wis., 1966-67-68
 FRASOR, Robert (G, 6-3)
 Blue Island, Ill., 1970-71-72
 FREY, Mannie, 1937-38
 FULLER, Gordy, 1935-36-37

G
 GAGE, Leslie, 1922-23
 GAINES, Arnold (G, 6-4)
 Baltimore, Md., 1977-78-79-80
 GALLAGHER, John (G, 5-11)
 Milton Junction, Wis., 1939-40
 GALLAGHER, Robert, 1944
 GALLE, Fred, 1927
 GARDNER, Thomas (G, 5-10)
 Toluca, Ill., 1966
 GARROTT, William, 1935
 GHARRITY, Martin (G, 6-2)
 Shawano, Wis., 1960
 GIBSON, Douglas, 1922-23-24
 GILLESPIE, James (G, 6-4)
 Detroit, Mich., 1989
 GODFREY, Roger (G, 5-10)
 Wauwatosa, Wis., 1953-54
 GOERING, Vince, 1945
 GOLSTON, Carl (G, 5-9)
 Chicago, Ill., 1982

GOOD, Brian (G, 6-1)
 Rossville, Ind., 1989-90-91-92
 GRAMS, David (G, 6-1)
 Monroe, Wis., 1963-64
 GRANT, Paul (C, 7-0)
 W. Bloomfield, Mich., 1997
 GREGORY, Claude (F, 6-8)
 Washington, D.C.,
 1978-79-80-81
 GREGORY, James (F, 6-8)
 Washington, D.C., 1977-78
 GRIFFITH, Rashard (C, 6-11)
 Chicago, Ill., 1994-95
 GRIMM, Kurt (G, 6-0)
 Milwaukee, Wis., 1944-45-46
 GRISWOLD, Harry, 1930-31-32
 GROSS, Raymond (C, 6-7)
 Stratford, Wis., 1957-58-59
 GRUSCZYNSKI, Kyle (F, 6-7)
 Seymour, Wis., 2001
 GUSTAFSON, Kenneth
 (F/G, 6-4) St. Charles, Ill.,
 1964-65-66
 GWYN, Thomas (C, 6-6)
 Milwaukee, Wis., 1961-62-63

H
 HAARLOW, Robert (C, 6-5)
 Chicago, Ill., 1946-47-48-49
 HAAS, Mel, 1914-15-16
 HACKBART, Dale, 1959
 HALL, Jeremy (G, 5-10)
 Garrett, Ky., 1996
 HAMANN, Ray, 1933-34-35
 HARDY, Emir (F, 6-6)
 Chicago Hts., Ill., 1975
 HARGET, Edmund, 1926
 HARPER, Carl, 1912-13-14
 HARPER, Hugh, 1906-08-10
 HARRELL, Damon (C, 6-9)
 Madison, Wis., 1990-91-92-93
 HARRIS, Bob, 1937
 HASTINGS, Daniel (G, 6-4)
 Drexel Hill, Pa., 1978-79-80-81
 HAUKEAHL, Stanley, 1937
 HEARDEN, Donald (G, 6-0)
 Kimberly, Wis., 1962-63-64
 HEINEMAN, Michael (G, 6-3)
 Connersville, Ind.,
 1984-85-86-87
 HELMHOLZ, Henry, 1900-02
 HEMMING, Victor, 1917
 HENDERSON, Dwight, 1912
 HENDRICKSON, Eino (C, 7-0)
 Holmen, Wis., 1967-68-70
 HENRY, Albert (C, 6-9)
 Memphis, Tenn., 1969-70
 HERREID, Carl (F, 6-3)
 Blair, Wis., 1952
 HERTZ, Gilman (F, 6-3)
 Weyauwega, Wis., 1943-47
 HIPPEN, Jack (F, 6-7)
 Chadwick, Ill., 1982-83-84-85
 HIRSCHBERG, Walter,
 1899-1900-01
 HISLE, Larry Jr. (G, 6-4)
 Mequon, Wis., 1990-91

HOLCOMB, Douglas (F, 6-4)
 Milwaukee, Wis., 1947
 HOLLINGER, Robert, 1945
 HOLT, Walter (G, 6-1)
 Benton Harbor, Mich.,
 1957-58
 HOSKINS, Darnell (G, 6-0)
 Dayton, Ohio, 1994-95
 HOTCHKISS, George,
 1926-27-28
 HOWARD, Leon (F, 6-5)
 New York, N.Y., 1971-72-73
 HUGHBANKS, Thomas (F, 6-5)
 Green Bay, Wis., 1960-61-62
 HUGHES, Kerry (F, 6-11)
 Freeport, Ill., 1972-73-74
 HUGHES, Kim (C, 6-11)
 Freeport, Ill., 1972-73-74

J
 JACKSON, Ronald (F, 6-4)
 Chicago, Ill., 1961-62
 JACKSON, Trent (G, 6-1)
 Bolingbrook, Ill., 1986-87-88-89
 JACOBSON, Steve (G, 6-1)
 Pardeeville, Wis., 1982
 JEFFERSON, Ivan (F, 6-3)
 Herrin, Ill., 1959
 JENKINS, Robert (G, 6-3)
 Milwaukee, Wis., 1978-79-80
 JOHNSEN, Jason (G, 6-3)
 New Hope, Minn.,
 1991-92-93-94
 JOHNSON, Allen, 1912-13
 JOHNSON, Bobbie (C, 6-5)
 Washington, D.C., 1963-64
 JOHNSON, Grant (C, 7-0)
 Plymouth, Minn.,
 1991-92-93-94
 JOHNSON, James (F, 6-5)
 Memphis, Tenn., 1967-68-69
 JOHNSON, Robb (F, 6-5)
 W. Palm Beach, Fla., 1966-67
 JOHNSON, Robert (C, 6-8)
 Miami, Okla., 1975-76
 JOHNSON, William (G, 6-0)
 Monroe, Wis., 1944-45
 JOHNSON, Silas Jr. (G, 5-9)
 Madison, Wis., 1951-52
 JONES, Charles, 1935-36-37
 JONES, Danny (F, 6-6)
 Rockford, Ill., 1987-88-89-90
 JORGENSEN, Richard (G, 6-0)
 Neenah, Wis., 1955-56

K
 KELLEY, Brian (F, 6-7)
 Decatur, Ga., 1992-93-94-95
 KELLEY, Michael (G, 6-3)
 Milwaukee, Wis., 1998-99-00-01
 KILBRIDE, Andy (G, 6-3)
 Kankakee, Ill., 1992-93-94-95
 KNAKE, Robert, 1933-34
 KNAPP, Harold, 1918-19-20-21
 KOEHLER, Dale (F, 6-8)

Keweenaw, Wis., 1973-74-75-76
 KORTH, John (G, 6-2)
 Neenah, Wis., 1983
 KOSOLCHAROEN, Michael (G, 6-1)
 Adams, Wis., 1996-97
 KOTZ, John (F, 6-3)
 Rhinelander, Wis., 1941-42-43
 KOWALSKI, Henry, 1927-29
 KOWSKIE, Andrew (F, 6-8)
 Brookfield, Wis., 1998-99-00-01
 KREKLOW, Mike (F, 6-6)
 Neenah, Wis., 1980-81
 KRUEGER, Robert (G, 6-0)
 Fort Atkinson, Wis., 1943-47
 KUECHENMEISTER, Hugo, 1914
 KULAS, Brian (G, 6-6)
 Wausau, Wis., 1957-58-59

L
 LANGE, E.O., 1914-15
 LASZEWSKI, Jay (C/F, 6-8)
 Stevens Point, Wis.,
 1983-84-85-86
 LAUTENBACH, Walter (G, 6-2)
 Plymouth, Wis., 1942-43-47
 LEICHTFUSS, David (G, 6-1)
 Wauwatosa, Wis., 1957
 LENHEISER, Ray (F, 6-1)
 Rhinelander, Wis., 1941
 LEVIS, George, 1915-16-17
 LINDEMANN, Walter, 1908
 LINTON, Maurice (F, 6-7)
 Calumet City, Ill., 1998-99-00-01
 LITZOW, Robert (F, 6-3)
 Stevens Point, Wis., 1956-57-58
 LOCUM, Tim (G, 6-4)
 Flora, Ill., 1988-89-90-91
 LOTZER, Mark (G, 6-0)
 Rockford, Ill., 1976
 LUCHSINGER, Robert (G, 6-3)
 Janesville, Wis., 1973-74-75
 LYNCH, John (G, 6-1)
 Frankfort, Ind., 1941-42

M
 MACK, Thomas (F, 5-11)
 Madison, Wis., 1955-56

TALLEST BADGERS

7-0: Eino Hendrickson
 Bob Hinga
 Grant Johnson
 Paul Grant

SHORTEST BADGERS

5-7: Eugene Matthews
 Arthur Rizzi
 Mike Daly

Letterwinners (cont.)

MADER, David (C, 6-11)
 Appleton, Wis., 2001
MADER, Robert (G, 6-1)
 Wisconsin Rapids, Wis.,
 1947-48-49-50
MAISEL, Lawrence, 1918
MALINOWSKI, Erik (F, 6-7)
 Wausau, Wis., 1996
MANWARRING, Craig (F, 6-5)
 Trenton, Ill., 1972
MAPEL, Charles, 1902
MARKHAM, Marshall (F, 5-10)
 Brodhead, Wis., 1949-50-51
MASON, Sean (G, 6-2)
 Country Club Hills, Ill.,
 1995-96-98-99
MATHEWS, Eugene (F, 5-7)
 Green Bay, Wis., 1945-46
MATTHEWS, Wesley (G, 6-1)
 Bridgeport, Conn., 1978-79-80
MATTHUSEN, Carl, 1929-30
MAYBERRY, Craig (F/C, 6-9)
 Chicago, Ill., 1969-70
McCALLUM, James (G, 6-3)
 Terre Haute, Ind., 1967-68
McCAULEY, Bruce (G, 6-3)
 Sun Prairie, Wis., 1973-74-75
McCONOCHIE, Stewart, 1903-04
McCOY, Marcus (G/F, 6-5)
 Chicago Hts., Ill., 1973-74-75
McDONALD, Gilbert, 1933-34-35
McDUFFIE, Otto (F, 6-5)
 Milwaukee, Wis., 1992-93
McGEE, Carlton
 Milwaukee, Wis., 1991-92-93
McINTOSH, Charles, 1917
McINTOSH, Clarence, 1919-23
MEINERS, Matt (G, 6-0)
 North Potomac, Md., 1997
MENZEL, Exner (F, 6-0)
 Stevens Point, Wis., 1946-47
MERKEL, Ralph, 1925-26-27
MEYERS, Paul, 1916-17
MILLER, David (G, 6-4)
 Chicago, Ill., 1983-84
MILLER, Fred, 1933
MILLER, Godfrey, 1925
MILLER, Lycan, 1927-28-29
MILLER, Richard (G, 6-0)
 Wheeling, W. Va., 1954-55-56
MILLER, William (F, 6-2)
 Lena, Ill., 1967
MILLS, David (G, 5-9)
 Black River Falls, Wis., 1959
MILLS, Edward (C, 6-6)
 West Milwaukee, Wis.,
 1943-47-48
MITCHELL, Keith (F, 6-9)
 Taylor, Mich., 1979-80-81-82
MITCHELL, Lee, 1935-36-37
MITCHELL, Thomas (G, 6-1)
 Monroe, Wis., 1967-68-69
MOLASKI, Tom (F, 6-6)
 Grafton, Wis., 1986-87-88-89
MOORE, Earl (G/C, 6-4)
 Stevens Point, Wis., 1948-49-50
MOORE, Howard (F, 6-6)
 Chicago, Ill., 1993-94-95

MORENZ, Paul (G, 6-0)
 McHenry, Ill., 1965-66
MORIARITY, John (G, 6-5)
 Oostburg, Wis., 1999
MORROW, J. Paul (C, 6-7)
 St. Croix Falls, Wis.,
 1952-53-54
MUELLER, Curtis (F, 6-3)
 Prairie du Sac, Wis.,
 1954-55-56
MURRAY, Richard (F, 6-2)
 Three Lakes, Wis., 1959-60

N


NAGLE, Charles (F, 6-5)
 Milwaukee, Wis., 1967-68-69
NELSON, Douglas, 1930-31-32
NELSON, George, 1926-27-28
NEPRUD, Carl, 1912
NEUBURG, Mark (C, 6-11)
 La Crosse, Wis., 1976-77-79-80
NICHOLAS, Albert (G, 6-3)
 Rockford, Ill., 1950-51-52
NICKOLI, Robert (C, 6-8)
 Fond du Lac, Wis., 1946
NIEMUTH, Wallace (C, 6-4)
 Waupaca, Wis., 1946-48
NORD, Ronald (G, 5-10)
 Minneapolis, Minn., 1950
NWACHUKWU, Osita (F, 6-8)
 Owerri, Nigeria, 1995-96

O

OAKS, Leroy, 1932
O'BRIEN, Leland (C, 6-2)
 Marietta, Ohio, 1944
OCKERSHAUSER, Karl, 1934
OKEY, Sam (F, 6-7)
 Cassville, Wis., 1996-97
OLER, Lee (F, 6-5)
 Fox Lake, Ill., 1970-71-72
OLSEN, Harold, 1915-16-17
OLSON, Rick (G, 6-1)
 Madison, Wis., 1983-84-85-86
O'MELIA, Michael (G, 5-10)
 Rhinelander, Wis., 1962-63-64
OSTROM, Lonnie (F/G, 6-5)
 Silvis, Ill., 1961-62-63
OWENS, Lawrence "Freddie"
 (G, 6-2) Milwaukee, Wis., 2001

P

PAGE, Donald (F, 6-3)
 Madison, Wis., 1949-50
PAMPERIN, John (F/G, 6-2)
 La Crosse, Wis., 1958
PARKER, John (C, 6-5)
 Madison, Wis., 1954-55-56
PATERICK, Timothy (G, 6-4)
 Janesville, Wis., 1973-75-76
PATTERSON, Donald (G, 6-0)
 Pekin, Ill., 1963
PATTERSON, Ray (C, 6-3)
 Madison, Wis., 1942-43-44-45



Sean Mason led the Badgers to a 22-10 record and an NCAA tournament appearance in 1998-99.

PAUL, John, 1929-30-31
PAUST, Benjamin, 1904
PEARSON, William (F, 6-8)
 McFarland, Wis., 1975-76-77-78
PEASE, Harlow, 1919-20
PENNEY, Kirk (G, 6-5)
 Auckland, New Zealand,
 2000-01
PETERS, Jay (G, 6-2)
 Janesville, Wis., 1991-92
PETERSEN, Jeff (C, 6-10)
 Mequon, Wis., 1992-93-94
PETERSON, Mosezell (G/F, 6-4)
 Louisville, Ky., 1995-96-97
PETTY, Larry (C, 6-9)
 New York, N.Y., 1978-79-80-81
PHELPS, Marion, 1912
PIACENZA, Richard (F, 6-6)
 Highland Park, Ill., 1973-74-76
PLONDKE, Scott (F/C, 6-10)
 Dubuque, Iowa, 1984
PLOSS, John (C, 6-9)
 Antioch, Ill., 1982-83-84-85
POKER, Lawrence (F, 6-1)
 Milwaukee, Wis., 1947-48-49
PORTMANN, Kurt (F, 6-11)
 Sheboygan, Wis., 1987-88-89-90
POSER, John, 1930-31-32
POSER, Rolf, 1933-34-35
POTTER, John, 1901-02-03
POWELL, Howard, 1936-37-38
POWERS, Edward, 1926

POWERS, Robert (G, 6-2)
 Madison, Wis., 1961
PREBOSKI, Felix, 1934-35

Q

QUEST, Matt (F, 6-6)
 Watertown, Wis., 1997

R

RADKE, Steven (F/G, 6-5)
 Oshkosh, Wis., 1957-58
REBHOLZ, James (F/G, 6-5)
 Portage, Wis., 1967
REBHOLZ, Russ, 1931
REDDICK, Melvin (G, 6-1)
 Chicago, Ill., 1969
REHFELDT, Donald (C, 6-6)
 Chicago, Ill., 1947-48-49-50
REHM, Frederick (G, 6-2)
 Milwaukee, Wis., 1941-42-43
REINHART, Roger, 1935-36
REMSTAD, Robert (C, 6-4)
 Kenosha, Wis., 1951
RENFROE, Dwayne (G, 6-3)
 Sandersville, Ga., 1981
REWEY, Stanley, 1932
RICHGELS, Glen (C, 6-8)
 Madison, Wis., 1971

Letterwinners (cont.)

- RICHTER, Pat (C, 6-5)
 Madison, Wis., 1961-62-63
 RIPLEY, Rodney (F, 6-8)
 Pulaski, Wis., 1984-85-86-87
 RIPPE, Russell (G, 6-1)
 Madison, Wis., 1946-47-48
 RIZZI, Arthur (F, 5-7)
 Milwaukee, Wis., 1946-47
 ROBERTS, David (F, 6-5)
 Waunakee, Wis., 1964-65-66
 ROBERTS, Jalil (G/F, 6-4)
 Jersey City, N.J., 1994
 ROBERTSON, Pollis (F, 6-7)
 Wayne, Mich., 1986-87-88-89
 ROBINSON, Byron (G, 6-5)
 Springfield, Ill., 1988-89-90
 ROGERS, Douglas (G, 6-1)
 Waukesha, Wis., 1946-47-48-49
 ROGERS, Harlan, 1906-07-08
 ROGNEBY, James (G, 6-2)
 Cochrane, Wis., 1957-58-59
 ROHAN, Patrick (C, 6-7)
 Madison, Wis., 1971-72
 ROONEY, George, 1936-37-38
 ROSSIN, Robert (C, 6-7)
 Mauston, Wis., 1959-60
 ROTH, Robert (G, 5-10)
 Oshkosh, Wis., 1941
 ROTH, Scott (F, 6-9)
 Brecksville, Ohio,
 1982-83-84-85
 RUCKEL, Robert (F, 6-0)
 Fort Wayne, Ind., 1946
 RUDD, Allen (C, 6-10)
 Amery, Wis., 1976
 RUNDELL, John (G, 5-10)
 Madison, Wis., 1938-39-40
 RYCKMAN, Kenneth, 1932
 RYSER, Albert Jr. (G, 5-11)
 Madison, Wis., 1944
- S**
 SANDS, Albert, 1913-14
 SCHEIWE, Edward (G, 5-11)
 Chicago Heights, Ill., 1940-41-42
 SCHELL, Jay (G, 6-6)
 Stevens Point, Wis., 1992
 SCHELL, John (G/F, 6-5)
 Cumberland, Wis., 1967-68-69
 SCHMIT, Peter (G, 6-0)
 St. Charles, Ill., 2001
 SCHMITT, Gustav, 1904
 SCHNEIDER, Fredric (F, 6-3)
 Wauwatosa, Wis., 1948-49-50
 SCHNEIDER, Harvey, 1930-31-32
 SCHOENECK, Thomas (C, 6-9)
 Itasca, Ill., 1965
 SCHOFIELD, Harvey, 1902-03-04
 SCHRAGE, Warren (C, 6-4)
 Plymouth, Wis., 1941-42
 SCHUBRING, Darin (C, 6-10)
 Baraboo, Wis., 1986-87-88-89
 SCHUHMACHER, Troy (G, 6-3)
 Sun Prairie, Wis., 1997
 SCHWARTZ, John (G, 6-1)
 Madison, Wis., 1950
 SCHWARTZ, Robert, 1939
- SCOTT, Harlo (C/F, 6-3)
 Platteville, Wis., 1941-42
 SCOVILLE, Walter, 1910-11-12
 SCRIBNER, Charles, 1905-06-07
 SELBO, Glen (G, 6-3)
 La Crosse, Wis., 1944-47
 SELLERS, Brad (C, 6-11)
 Warrensville Hts., Ohio, 1982-83
 SERBIAK, Robert (G, 6-1)
 Milwaukee, Wis., 1958-59
 SESSOMS, Maurice (F, 6-8)
 Teaneck, N.J., 1999
 SEVERIN, Max, 1903-04
 SHAFER, Adam (G/F, 6-4)
 Downers Grove, Ill., 1997
 SHERROD, Clarence (G, 6-2)
 Milwaukee, Wis., 1969-70-71
 SIEBEL, Kenneth (F, 6-4)
 Rock Falls, Ill., 1961-62-63
 SIEFERT, Charles (G, 6-1)
 Black River Falls, Wis., 1952-53
 SIMMS, Willie (F, 6-6)
 Pontiac, Mich., 1989-90-91
 SIMPSON, Eber, 1917-18
 SMITH, Desmond, 1944-45
 SMITH, James (F, 6-6)
 Pittsburgh, Pa., 1979
 SMITH, James III (G, 6-2)
 Wauwatosa, Wis., 1976-77-78
 SMITH, Jim (F, 6-6)
 Toledo, Ohio, 1983
 SMITH, Robert (G, 6-0)
 Madison, Wis., 1946
 SMITH, Robert (F, 6-8)
 Madison, Wis., 2000
 SMITH, Shelton Jr. (G, 6-0)
 Indianapolis, Ind., 1985-86-87
 SMITH, Thomas, 1933-34
 SMITH, William (F/G, 6-3)
 Fond du Lac, Wis., 1976-77
 SPIKA, Daniel (G, 6-0)
 La Crosse, Wis., 1954
 SPOONER, A. Dwight, 1923-24
 STACK, John (C, 6-7)
 Evanston, Ill., 1958-59
 STANGEL, Otto, 1912
 STEEN, Marvin, 1931-32
 STEGE, Edward, 1934-35-36
 STEINHAUS, Gregg (F, 6-9)
 Portage, Wis., 1983-84-85-86
 STEINMETZ, Christian,
 1902-03-04-05
 STEINMETZ, Christian R., 1931
 STELTER, Keith (F, 6-8)
 Rockford, Ill., 1965
 STEPHENS, Steven (G, 5-9)
 Platteville, Wis., 1957-58
 STOLL, George, 1925-26-27
 STOLTZ, Oscar, 1914
 STOVER, Paul, 1898-1900-01
 STRACKA, Anthony (F, 6-2)
 Hartford, Wis., 1952-53-54
 STRAIN, William (G, 5-11)
 Harvard, Ill., 1939-40-41
 STRICKLER, Palmer, 1946
 SULLIVAN, Robert, 1945
 SULLIVAN, Robert (F, 6-1)
 Ojibwa, Wis., 1941-42-43
- SWARTZ, Julian (F, 6-6)
 Waukesha, Wis., 2000
 SWEENEY, Dennis (G, 6-1)
 Madison, Wis., 1965-66-67
 SWENHOLT, Helmer, 1907-08-09
 SWENSON, Edwin, 1918
 SYDNOR, Raymond (C, 6-6)
 Baltimore, Md., 1977-78
- T**
 TAPP, Rodney (G, 6-0)
 Evansville, Ind., 1987-88
 TAYLOR, Warren, 1920-21-22
 TEBELL, Gustaf, 1921-22-23
 TENHOPEN, Elmer, 1927-28-29
 TERWILLIGER, Emmett, 1935
 TIMMERMAN, Donald (C, 6-10)
 Sioux Falls, S.D., 1940-41
 TIMMERMAN, Greg (C, 6-10)
 Cuba City, Wis., 1993
 TOMPKINS, Patrick (F, 6-6)
 Waukegan, Ill., 1988-89-90-91
 TORNOWSKA, Russell, 1931
- U**
 UKAWUBA, Ikechukwu "Ike"
 (G, 6-3) Chicago, Ill., 2001
 ULWELLING, John (G, 5-11)
 Appleton, Wis., 1960
 UPHOFF, Rodney (G, 5-10)
 Madison, Wis., 1971
- V**
 VANDER MEULEN, David
 (F, 6-4) Madison, Wis., 1960-61
 VAN DIEN, James (G, 5-10)
 Boyceville, Wis., 1950-51
 VAN GENT, Eugene,
 1912-13-14
 VAN RIPER, John, 1911-12-13
 VARNEY, F. Carleton, 1924-25
 VERSHAW, Mark (F, 6-9)
 E. Peoria, Ill., 1998-99-00-01
 VOIGHT, Theodore (F, 6-8)
 Wauwatosa, Wis., 1967-68-69
 VRANEY, Brian (F, 6-6)
 Valders, Wis., 1995-96-97-98
- W**
 WACKMAN, Ralph, 1924-25
 WARD, Thomas (G, 5-11)
 Wauwatosa, Wis., 1951-52-53
 WATSON, Gary (F/C, 6-7)
 New York, N.Y., 1971
 WEAVER, LaMont (G, 6-1)
 Beloit, Wis., 1972-73-74
 WEBER, Jeffrey (F, 6-7)
 Wales, Wis., 1984-85-86-87
 WEBER, Robert (G, 6-6)
 Lodi, Wis., 1953-54
 WEBSTER, Tracy (G, 6-0)
 Harvey, Ill., 1992-93-94
 WEGNER, Fred, 1934-35-36
- WEIGANDT, Robert, 1937-38-39
 WEISNER, Ronald (F/G, 5-9)
 Elgin, Ill., 1952-53-54
 WENDLUND, Russell (G, 6-1)
 Peoria, Ill., 1944
 WESTON, Frank, 1919-20
 WICKMAN, Ray, 1931-32-33
 WILHELM, Steve (F, 6-6)
 Fall Creek, Wis., 1972-73-74
 WILLEY, Rob (F, 6-9)
 Neenah, Wis., 1986-88-89
 WILLIAMS, John, 1921
 WILLIAMS, Rolland, 1921-22-23
WILLS, Charlie (F, 6-8)
 Angola, Ind., 1999-00-01
 WINN, Harry Jr., 1964-65
 WISE, John (F, 6-3)
 Madison, Wis., 1946-49
 WITT, William, 1908-09-10
 WITTIG, Robert (F, 6-3)
 Green Bay, Wis., 1963
 WOELLAEGER, Edwin, 1903
 WORTHMAN, Robert (F, 6-1)
 Madison, Wis., 1949-50
- Y**
 YORK, Claude, 1940
 YOUNG, Francis (G, 6-1)
 Sauk City, Wis., 1960
- Z**
 ZEIGER, Richard (F, 6-5)
 Milwaukee, Wis., 1955-56
 ZINK, David (F, 6-6)
 Wollaston, Mass., 1968-69-70
 ZINKGRAF, Gary (F, 6-7)
 Bethesda, Md., 1979-82
 ZORN, Willis (G, 6-0)
 Eau Claire, Wis., 1945-48-49
 ZUBOR, Mark (C, 6-6)
 Cicero, Ill., 1964-65-66
 ZULFER, Anthony, 1918-19
 ZUPPKE, Robert, 1904-05

Information contained within this letterwinners list was taken from yearly Wisconsin basketball rosters, which are available dating back to 1940. If you have position, height and hometown information on players who are listed without that information, please write to Brian Lucas in the UW Sports Information Office, 1440 Monroe Street, Madison, WI 53711. Current players' last names are listed in **BOLD CAPS**.

All-time Lineups

1946-47

Robert Cook, F, Jr.
Exner Menzel, F, Sr.
Edward Mills, C, Jr.
Glen Selbo, G, Sr.
Walter Lautenbach, G, Sr.

1947-48

Robert Cook, F, Sr.
Edward Mills, F, Sr.
Don Rehfeldt, C, So.
Douglas Rogers, G, Jr.
James Moore, G, So.

1948-49

Fred Schneider, F, Jr.
Marshall Markham, F, So.
Don Rehfeldt, C, Jr.
Robert Mader, G, Jr.
Douglas Rogers, G, Sr.

1949-50

Fred Schneider, F, Sr.
Donald Page, F, Sr.
Don Rehfeldt, C, Sr.
Albert Nicholas, G, So.
Robert Mader, G, Sr.

1950-51

James Clinton, F, So.
Dan Markham, F, Sr.
Charles Dahlke, C, So.
Albert Nicholas, G, Jr.
James Van Dien, G, Sr.

1951-52

Richard Cable, F, Fr.
Ed Carpenter, F, Sr.
J. Paul Morrow, C, So.
Albert Nicholas, G, Sr.
Charles Siefert, G, Jr.

1952-53

Richard Cable, F, So.
Anthony Stracka, F, Jr.
J. Paul Morrow, C, Jr.
Charles Siefert, G, Sr.
Thomas Ward, G, Sr.

1953-54

Richard Cable, F, Jr.
Anthony Stracka, F, Sr.
J. Paul Morrow, C, Sr.

Ronald Weisner, G, Sr.
Robert Weber, G, Sr.

1954-55

Richard Cable, F, Sr.
Jim Clinton, F, Sr.
Dan Folz, C, Jr.
Richard Miller, G, Jr.
Richard Jorgensen, G, Jr.

1955-56

Curt Mueller, F, Sr.
Robert Litzow, F, So.
John Parker, C, Sr.
Richard Miller, G, Sr.
Richard Jorgensen, G, Sr.

1956-57

Robert Litzow, F, Jr.
Glenn Borland, F, Jr.
Ray Gross, C, So.
Brian Kulas, G, So.
Walter Holt, G, Jr.

1957-58

Robert Litzow, F, Sr.
Robert Barneson, F, So.
Ray Gross, C, Jr.
Walter Holt, G, Sr.
Brian Kulas, G, Jr.

1958-59

Robert Barneson, F, Jr.
Jim Biggs, F, So.
Fred Clow, C, Jr.
Brian Kulas, G, Sr.
Steve Stephens, G, Sr.

1959-60

Tom Hughbanks, F, So.
Robert Barneson, F, Sr.
Fred Clow, C, Sr.
Marty Gharrity, G, So.
John Ulwelling, G, So.

1960-61

Tom Hughbanks, F, Jr.
Dave Vandermeulen, F, Sr.
Tom Gwyn, C, So.
Ken Siebel, G, So.
Dick Dutriasac, G, Sr.

1961-62

Ken Siebel, F, Jr.
Tom Hughbanks, F, Sr.
Jack Brens, C, So.
Don Hearden, G, So.
Mike O'Melia, G, So.

1962-63

Ken Siebel, F, Sr.
Tom Gwyn, F, Sr.
Jack Brens, C, Jr.
Dave Grams, G, Jr.
Mike O'Melia, G, Jr.

1963-64

Ken Gustafson, F, So.
Dave Roberts, F, So.
Mark Zubor, C, So.
Mike O'Melia, G, Sr.
Jim Bohlen, G, Jr.

1964-65

Ken Barnes, F, Jr.
Ken Gustafson, F, Jr.
Mark Zubor, C, Jr.
Jim Bohlen, G, Sr.
Dennis Sweeney, G, So.

1965-66

Joe Franklin, F, So.
Ken Barnes, F, Sr.
Mark Zubor, C, Sr.
Ken Gustafson, G, Sr.
Mike Carlin, G, So.

1966-67

Chuck Nagle, F, So.
Joe Franklin, F, Jr.
James Johnson, C, So.
Jim McCallum, G, Jr.
Mike Carlin, G, Jr.

1967-68

Joe Franklin, F, Sr.
Chuck Nagle, F, Jr.
James Johnson, C, Jr.
Mike Carlin, G, Sr.
John Schell, G, Jr.

1968-69

Chuck Nagle, F, Sr.
James Johnson, F, Sr.
Craig Mayberry, C, Jr.
Clarence Sherrod, G, So.
Tom Mitchell, G, Sr.

1969-70

Lloyd Adams, F, So.
Lee Oler, F, So.
Albert Henry, C, Sr.
Clarence Sherrod, G, Jr.
Bob Frasor, G, So.

1970-71

Leon Howard, F, So.
Gary Watson, F, So.
Glen Richgels, C, Sr.
Clarence Sherrod, G, Sr.
Bob Frasor, G, Jr.

1971-72

Leon Howard, F, Jr.
Kerry Hughes, F, So.
Kim Hughes, C, So.
Lee Oler, G, Sr.
Bob Frasor, G, Sr.

1972-73

Leon Howard, F, Sr.
Kerry Hughes, F, Jr.
Kim Hughes, C, Jr.
Gary Anderson, G, Jr.
Marcus McCoy, G, So.


1973-74

Dale Koehler, F, So.
Kerry Hughes, F, Sr.
Kim Hughes, C, Sr.
Gary Anderson, G, Sr.
Marcus McCoy, G, Jr.

1974-75

Marcus McCoy, F, Sr.
Bob Luchsinger, F, Sr.
Dale Koehler, C, Jr.
Bruce McCauley, G, Sr.
Brian Colbert, G, Fr.

All-time Lineups (cont.)



Rick Olson started all 112 games during his Badger career.

1975-76

Dale Koehler, F, Sr.
Bill Pearson, F, So.
Bob Johnson, C, Sr.
James Smith III, G, Fr.
Bob Falk, G, Jr.

1976-77

James Gregory, F, Fr.
Joe Chmelich, F, Fr.
Ray Sydnor, C, Fr.
Bob Falk, G, Sr.
Arnold Gaines, G, Fr.

1977-78

Joe Chmelich, F, So.
Bill Pearson, F, Sr.
Larry Petty, C, Fr.
Arnold Gaines, G, So.
James Smith III, G, Jr.

1978-79

Claude Gregory, F, So.
Joe Chmelich, F, Jr.
Larry Petty, C, So.
Wes Matthews, G, So.
Arnold Gaines, G, Jr.

1979-80

Claude Gregory, F, Jr.
Joe Chmelich, F, Sr.
Larry Petty, C, Jr.
Wes Matthews, G, Jr.
Dan Hastings, G, Jr.

1980-81

Claude Gregory, F, Sr.
Mike Kreklow, F, So.
Larry Petty, C, Sr.
John Bailey, G, Jr.
Greg Dandridge, G, So.

1981-82

Brad Sellers, F, Fr.
Cory Blackwell, F, Fr.
Keith Mitchell, C, Sr.
John Bailey, G, Sr.
Carl Golston, G, Fr.

1982-83

Cory Blackwell, F, So.
Brad Sellers, F, So.
John Ploss, C, So.
Rick Olson, G, Fr.
Scott Roth, G, So.

1983-84

Cory Blackwell, F, Jr.
Scott Roth, F, Jr.
John Ploss, C, Jr.
Rick Olson, G, So.
David Miller, G, So.

1984-85

Scott Roth, F, Sr.
J.J. Weber, F, So.
John Ploss, C, Sr.
Rick Olson, G, Jr.
Mike Heineman, G, So.

1985-86

J.J. Weber, F, Jr.
Rod Ripley, F, Jr.
Gregg Steinhaus, C, Sr.
Rick Olson, G, Sr.
Mike Heineman, G, Jr.

1986-87

Danny Jones, F, Fr.
Rod Ripley, F, Sr.
J.J. Weber, C, Sr.
Mike Heineman, G, Sr.
Trent Jackson, G, So.

1987-88

Danny Jones, F, So.
Kurt Portmann, F, So.
Darin Schubring, C, Jr.
Trent Jackson, G, Jr.
Tom Molaski, G, Jr.

1988-89

Danny Jones, F, Jr.
Willie Simms, F, So.
Kurt Portmann, C, Jr.
Trent Jackson, G, Sr.
Tom Molaski, G, Sr.

1989-90

Danny Jones, F, Sr.
Willie Simms, F, Jr.
Patrick Tompkins, C, Jr.
Tim Locum, G, Jr.
Larry Hisle, G, Fr.

1990-91

Willie Simms, F, Sr.
John Ellenson, F, Sr.
Patrick Tompkins, C, Sr.
Tim Locum, G, Sr.
Larry Hisle, G, So.

1991-92

Carlton McGee, F, So.
Billy Douglass, F, Sr.
Grant Johnson, C, So.
Tracy Webster, G, So.
Michael Finley, G, Fr.

1992-93

Michael Finley, F, So.
Brian Kelley, F, So.
Damon Harrell, C, Sr.
Tracy Webster, G, Jr.
Andy Kilbride, G, So.

1993-94

Michael Finley, F, Jr.
Brian Kelley, F, Jr.

Rashard Griffith, C, Fr.
Tracy Webster, G, Sr.
Andy Kilbride, G, Jr.

1994-95

Michael Finley, F, Sr.
Brian Kelley, F, Sr.
Rashard Griffith, C, So.
Darnell Hoskins, G, So.
Andy Kilbride, G, Sr.

1995-96

Sam Okey, F, Fr.
Sean Daugherty, F, So.
Osita Nwachukwu, C, Sr.
Mosezell Peterson, G, So.
Hennssy Auriantal, G, Fr.

1996-97

Sam Okey, F, So.
Sean Daugherty, F, Jr.
Paul Grant, C, Sr.
Ty Calderwood, G, Jr.
David Burkemper, G, Jr.

1997-98

Sean Daugherty, F, Sr.
Booker Coleman, F, Sr.
Sean Mason, G, Jr.
Mike Kelley, G, Fr.
Hennssy Auriantal, G, Jr.

1998-99

Andy Kowske, F, So.
Mark Vershaw, F, So.
Mike Kelley, G, So.
Sean Mason, G, Sr.
Ty Calderwood, G, Sr.

1999-2000

Andy Kowske, F, Jr.
Mark Vershaw, F, Jr.
Maurice Linton, F, Jr.
Jon Bryant, G, Sr.
Mike Kelley, G, Jr.


2000-01

Andy Kowske, F, Sr.
Mark Vershaw, F, Sr.
Kirk Penney, G, So.
Roy Boone, G, Sr.
Mike Kelley, G, Sr.

2002 NCAA Midwest Regional

The University of Wisconsin will host the 2002 NCAA Men's Basketball Midwest Regional from March 22-24. The Midwest Regional consists of two regional semifinal games ("Sweet 16") and the regional final game ("Great Eight"), which is sold out. The champion of the regional will advance to the Final Four in Atlanta.

This is the first time Wisconsin has hosted any portion of the men's basketball tournament. The Kohl Center was the site of the 1998 NCAA Women's Volleyball Championship. That year, the Badgers shattered the attendance records for the championship match and two-day event.




The Kohl Center is one of four regional sites this year. The other three are the Carrier Dome in Syracuse, N.Y., (host: Syracuse University), Rupp Arena in Lexington, Ky., (host: University of Kentucky) and the Compaq Center in San Jose, Calif., (host: Santa Clara University).

Complete coverage of the "Road to the Final Four," including the Midwest Regional, will be shown on CBS. This year's Final Four will be held in Atlanta, Ga. The two national semifinal games are on Sat., March 30 and the national title game is Mon., April 1.



2002 NCAA Division I Men's BASKETBALL CHAMPIONSHIP



THE UNIVERSITY OF WISCONSIN

Something to Celebrate

**Ranked 8th among
public universities
according to U.S. News
& World Report**

**Has produced 17 Nobel
Prize winners and 23
Pulitzer Prize winners**

**According to Standard &
Poor's, UW is 2nd
nationally in producing
corporate executives**



**Kiplinger's Personal
Finance ranked UW-
Madison's educational
value 6th-best nationally**

**Madison was No. 1 in a
Money magazine survey
of "The Best Places to
Live in the U.S."**

2001-02 SCHEDULE


| | | |
|------------|---|------------|
| Nov. 10 | EA SPORTS ALL-STAR* | 7 p.m. |
| Nov. 13 | ATHLETES IN ACTION* | 7 p.m. |
| Nov. 17 | at UNLV | 9:30 p.m. |
| Nov. 23-25 | at City Bank/Aloha Airlines Big Island Basketball Invitational | |
| Nov. 28 | at Georgia Tech | 6 p.m. |
| Dec. 1 | UW-GREEN BAY | 1 p.m. |
| Dec. 3 | TEMPLE | 7 p.m. |
| Dec. 8 | at Ohio | TBA |
| Dec. 10 | at Xavier | 6:30 p.m. |
| Dec. 15 | FURMAN | 3 p.m. |
| Dec. 22 | MARQUETTE | 1 p.m. |
| Dec. 27 | at UW-Milwaukee | 7 p.m. |
| Dec. 29 | TENNESSEE | 1 p.m. |
| Jan. 2 | at Iowa | 7 p.m. |
| Jan. 5 | ILLINOIS | 1:31 p.m. |
| Jan. 9 | at Penn State | 7 p.m. |
| Jan. 12 | at Michigan State | 11:17 a.m. |
| Jan. 16 | MINNESOTA | 7 p.m. |
| Jan. 19 | PURDUE | 1:31 p.m. |
| Jan. 23 | at Illinois | 7 p.m. |
| Jan. 26 | PENN STATE | 11:17 a.m. |
| Jan. 30 | at Northwestern | 7 p.m. |
| Feb. 2 | at Michigan | 7 p.m. |
| Feb. 6 | OHIO STATE | 7 p.m. |
| Feb. 9 | NORTHWESTERN | 7 p.m. |
| Feb. 13 | at Indiana | 7 p.m. |
| Feb. 16 | at Minnesota | 1:31 p.m. |
| Feb. 19 | IOWA | 6 p.m. |
| Feb. 27 | MICHIGAN | 7 p.m. |

Mar. 7 thru Big Ten Tournament
Mar. 10 Indianapolis, Ind.

Home games in CAPS
*exhibition game

**JUNIOR
KIRK PENNEY**

**SENIOR
CHARLIE WILLS**



**SENIOR
TRAVON DAVIS**